

Cooper Lighting Solutions Photometric Lab
1121 Highway 74 South
Peachtree City, GA 30269



Scaled data based on original data using
LM-79-2019 Approved Method: Electrical and Photometric Measurements of Solid-
State Lighting Products

Test Report Prepared for
Cooper Lighting Solutions

Brand: METALUX

Report Number: P1432302

Luminaire Tested: EHBR1-18-UNV-TASM-L830-UPL24

Issue Date: 3/20/2026

Test Information

Test Method: LM-79-2019
Report Number: P1432302
REPORT IS A COMBINATION OF REPORTS P1431679 AND P1431635
Test Lab: INNOVATION CENTER
Issue Date: 3/20/2026
Manufacturer: COOPER LIGHTING SOLUTIONS
Product Line: METALUX
Catalog Number: EHBR1-18-UNV-TASM-L830-UPL24
Description: Elevate Round Highbay at, 18000 lumens, 3000K 80CRI LEDs with TASM lens
Light Source: -
Ballast/Driver: -

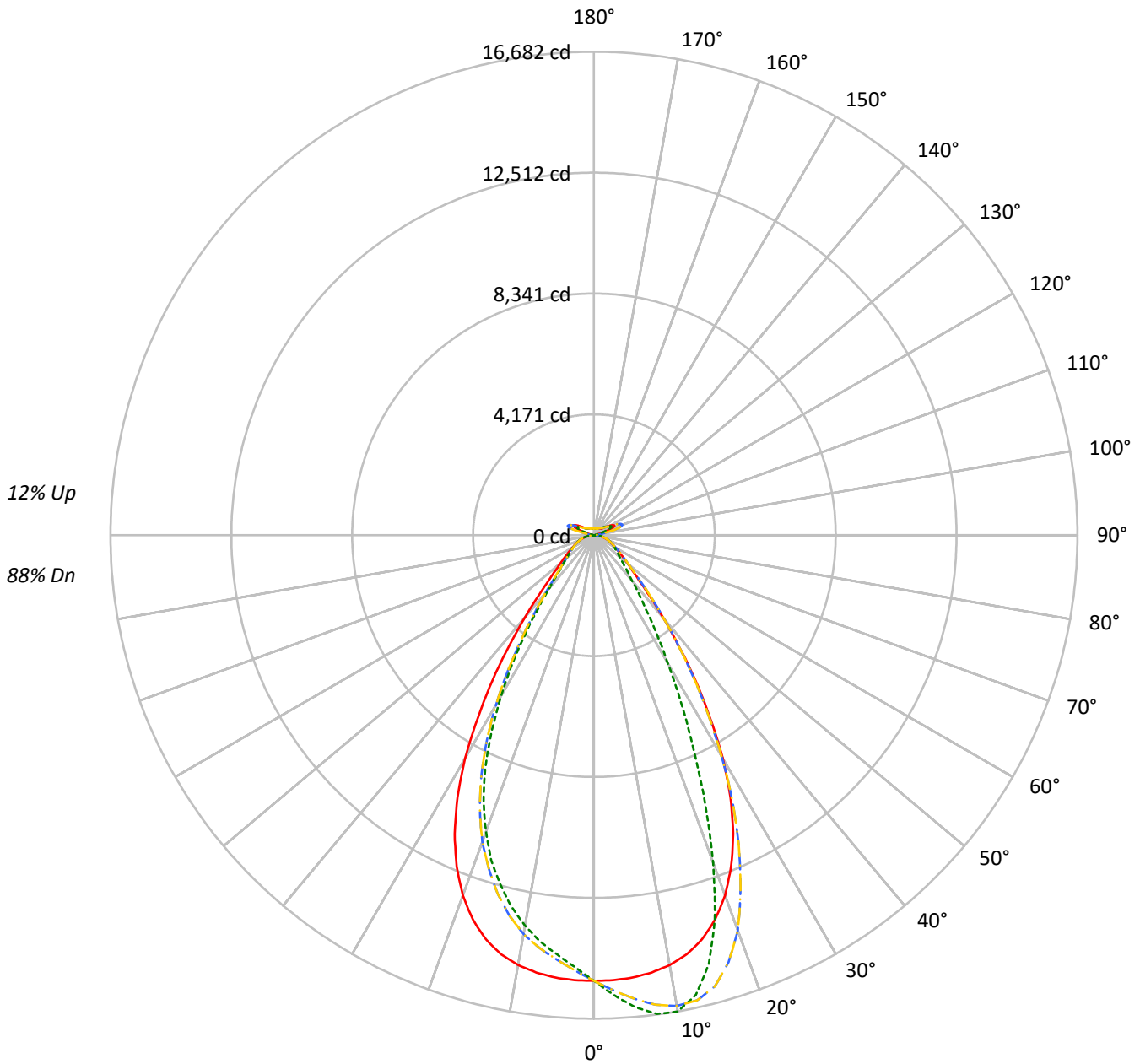
Summary

Lumens per Lamp: N/A
Luminaire Lumens: 19469.4 lumens
Efficiency: N/A
Efficacy: 175.1 lumens/watt
Spacing Criteria (0/90/45): 0.99 / 0.84 / 0.9
Luminous Opening: Vertical Cylinder (Dia: 1.71' x H: 0.1')
CIE Type: Semi-Direct

Input Watts (W): 111.2
Input Voltage (V): NR
Input Current (A_{in}): NR
Voltage Rise (V): NR
Power Factor: NR
Total Harmonic Distortion (THDi): NR
Frequency (hertz): 60
Stabilization Time: NR
Operation Time: NR
Ambient Temperature (°C): NR
Test Distance: 24 FT

TEST NUMBER: P1432302
CATALOG NUMBER: EHBR1-18-UNV-TASM-L830-UPL24

Luminous Intensity Polar Plot



— 0°-180° - - 45°-225° - · - · 90°-270° - · - · 135°-315°



TEST NUMBER: P1432302
 CATALOG NUMBER: EHBR1-18-UNV-TASM-L830-UPL24

COEFFICIENT OF UTILIZATION - ZONAL CAVITY METHOD:

RF	20				20				20				20				20				
RC	80				70				50				30				10			0	
RW	70	50	30	10	70	50	30	10	50	30	10	50	30	10	50	30	10	50	30	10	0
RCR																					
0	116	116	116	116	112	112	112	112	105	105	105	98	98	98	91	91	91	88			88
1	109	105	102	99	105	102	99	97	96	94	92	90	88	87	85	84	82				80
2	102	96	91	87	98	93	89	85	88	84	81	83	80	78	79	76	74				72
3	95	88	82	77	92	85	80	75	81	76	73	77	73	70	73	70	68				65
4	90	80	74	69	87	79	72	68	75	70	66	71	67	64	68	65	62				60
5	84	74	67	62	81	73	66	62	69	64	60	66	62	58	64	60	57				55
6	79	69	62	57	77	67	61	56	65	59	55	62	57	54	60	56	52				50
7	75	64	57	52	72	63	56	52	60	55	51	58	53	50	56	52	49				47
8	71	60	53	48	69	59	52	48	57	51	47	55	50	46	53	48	45				44
9	67	56	49	45	65	55	49	44	53	48	44	51	46	43	50	45	42				41
10	63	53	46	42	62	52	46	42	50	45	41	48	44	40	47	43	40				38

AVERAGE LUMINANCE (cd/sqm):

	0°	90°	180°	270°
0°	72198	72198	72198	72198
5°	71759	76553	71759	68035
10°	70876	78518	70876	64389
15°	68784	72968	68784	59478
20°	64330	58510	64330	52978
25°	56937	40539	56937	44398
30°	46231	26373	46231	33219
35°	33158	17080	33158	22114
40°	21438	11773	21438	13947
45°	13602	9119	13602	9937
50°	10101	7749	10101	8277
55°	8247	7059	8247	7307
60°	7141	6725	7141	6765
65°	6510	6485	6510	6458
70°	6170	6354	6170	6272
75°	5769	6147	5769	5962
80°	5070	5803	5070	5425
85°	3279	4143	3279	3951

MAXIMUM LUMINANCE 45°-90°:

Horizontal Angle: 22.5°
 Vertical Angle: 45°
 Luminance: 19123 cd/sqm



TEST NUMBER: P1432302
 CATALOG NUMBER: EHBR1-18-UNV-TASM-L830-UPL24

ZONAL LUMENS:

Zone	Lumens	% Fixture
0°-10°	1461.8	7.5
10°-20°	3977.0	20.4
20°-30°	4664.2	24.0
30°-40°	3243.7	16.7
40°-50°	1611.9	8.3
50°-60°	964.1	5.0
60°-70°	678.6	3.5
70°-80°	437.1	2.2
80°-90°	142.9	0.7
90°-100°	60.8	0.3
100°-110°	398.2	2.0
110°-120°	735.9	3.8
120°-130°	437.2	2.2
130°-140°	264.1	1.4
140°-150°	182.5	0.9
150°-160°	118.8	0.6
160°-170°	68.0	0.3
170°-180°	22.5	0.1
0°-30°	10103.1	51.9
0°-40°	13346.7	68.6
0°-60°	15922.8	81.8
0°-90°	17181.4	88.2
90°-120°	1194.9	6.1
90°-150°	2078.7	10.7
90°-180°	2288.0	11.8
0°-180°	19469.4	100.0

CANDELA DISTRIBUTION:

	0°	90°	180°	270°	360°	Flux
0°	15374	15374	15374	15374	15374	
5°	15322	16345	15322	14526	15322	1454
15°	14430	15308	14430	12478	14430	4033
25°	11370	8096	11370	8866	11370	5148
35°	6086	3135	6086	4059	6086	3799
45°	2201	1475	2201	1608	2201	1801
55°	1114	954	1114	987	1114	1019
65°	680	677	680	674	680	682
75°	406	433	406	420	406	427
85°	113	142	113	136	113	125
90°	17	19	17	17	17	13
95°	32	30	32	28	32	34
105°	183	92	183	138	183	247
115°	783	668	783	636	783	714
125°	501	524	501	459	501	461
135°	316	365	316	335	316	251
145°	286	299	286	278	286	179
155°	254	265	254	246	254	119
165°	238	245	238	233	238	68
175°	237	240	237	233	237	23
180°	236	236	236	236	236	



TEST NUMBER: P1432302
 CATALOG NUMBER: EHBR1-18-UNV-TASM-L830-UPL24

CANDELA DISTRIBUTION (FULL):

	0°	22.5°	45°	67.5°	90°	112.5°	135°	157.5°	180°	202.5°	225°
0°	15374.0	15374.0	15374.0	15374.0	15374.0	15374.0	15374.0	15374.0	15374.0	15374.0	15374.0
2.5°	15365.0	15563.7	15724.5	15830.7	15883.1	15830.7	15724.5	15563.7	15365.0	15167.6	15031.8
5°	15321.6	15719.4	16056.4	16276.9	16345.2	16276.9	16056.4	15719.4	15321.6	14945.7	14696.2
7.5°	15217.5	15837.3	16338.1	16595.5	16658.3	16595.5	16338.1	15837.3	15217.5	14685.3	14370.2
10°	15058.6	15911.7	16490.3	16674.7	16682.2	16674.7	16490.3	15911.7	15058.6	14341.7	13970.1
12.5°	14805.2	15885.2	16439.2	16378.7	16241.1	16378.7	16439.2	15885.2	14805.2	13921.9	13453.2
15°	14430.5	15728.0	16116.1	15623.4	15308.3	15623.4	16116.1	15728.0	14430.5	13355.1	12811.5
17.5°	13902.4	15434.0	15441.5	14466.8	13872.3	14466.8	15441.5	15434.0	13902.4	12662.1	12063.3
20°	13221.6	14962.3	14512.6	12729.9	12025.6	12729.9	14512.6	14962.3	13221.6	11842.8	11255.3
22.5°	12368.3	14326.4	13219.0	10982.5	10021.7	10982.5	13219.0	14326.4	12368.3	10890.0	10278.5
25°	11370.3	13547.2	11827.5	9078.7	8095.7	9078.7	11827.5	13547.2	11370.3	9754.7	9201.8
27.5°	10196.4	12559.5	10345.8	7418.7	6511.8	7418.7	10345.8	12559.5	10196.4	8582.6	8017.9
30°	8892.5	11293.3	8803.7	5908.1	5072.9	5908.1	8803.7	11293.3	8892.5	7265.7	6760.0
32.5°	7432.6	10052.3	7322.7	4733.9	4026.5	4733.9	7322.7	10052.3	7432.6	6009.0	5480.6
35°	6085.7	8499.5	5987.4	3719.8	3134.8	3719.8	5987.4	8499.5	6085.7	4822.7	4303.8
37.5°	4776.0	7032.4	4772.9	2995.3	2542.7	2995.3	4772.9	7032.4	4776.0	3749.5	3328.2
40°	3715.7	5498.8	3739.6	2391.0	2040.5	2391.0	3739.6	5498.8	3715.7	2852.8	2583.3
42.5°	2815.4	4204.6	2939.4	1962.4	1733.2	1962.4	2939.4	4204.6	2815.4	2247.7	2046.0
45°	2200.8	3094.1	2295.3	1655.6	1475.4	1655.6	2295.3	3094.1	2200.8	1810.2	1674.6
47.5°	1792.3	2391.3	1860.3	1420.1	1293.8	1420.1	1860.3	2391.3	1792.3	1531.1	1429.6
50°	1505.4	1834.9	1544.6	1239.6	1154.9	1239.6	1544.6	1834.9	1505.4	1311.1	1243.4
52.5°	1293.2	1496.5	1315.4	1104.8	1047.6	1104.8	1315.4	1496.5	1293.2	1147.1	1105.0
55°	1114.5	1258.1	1143.9	993.5	953.9	993.5	1143.9	1258.1	1114.5	1020.8	989.7
57.5°	978.8	1067.2	993.5	898.6	872.4	898.6	993.5	1067.2	978.8	908.4	891.7
60°	858.5	924.3	876.7	815.9	808.4	815.9	876.7	924.3	858.5	817.3	806.3
62.5°	765.9	807.4	775.2	741.5	734.8	741.5	775.2	807.4	765.9	734.3	736.3
65°	679.5	718.1	692.8	674.6	676.9	674.6	692.8	718.1	679.5	664.8	668.0
67.5°	612.6	632.7	621.8	611.5	614.0	611.5	621.8	632.7	612.6	598.2	603.1
70°	541.4	563.1	551.8	553.2	557.5	553.2	551.8	563.1	541.4	537.1	540.9
72.5°	473.3	490.1	486.3	489.8	494.4	489.8	486.3	490.1	473.3	472.8	473.0
75°	406.4	419.2	420.9	425.8	433.0	425.8	420.9	419.2	406.4	402.1	407.4
77.5°	333.6	348.0	353.4	360.1	370.7	360.1	353.4	348.0	333.6	336.5	339.0
80°	266.7	273.3	285.4	290.3	305.3	290.3	285.4	273.3	266.7	261.8	265.6
82.5°	195.2	201.2	211.6	220.8	229.5	220.8	211.6	201.2	195.2	192.9	193.1
85°	112.7	122.0	128.9	139.9	142.4	139.9	128.9	122.0	112.7	115.3	112.7
87.5°	39.5	42.3	48.4	52.7	53.0	52.7	48.4	42.3	39.5	40.4	36.6
90°	16.8	28.4	49.0	27.0	18.8	27.0	49.0	28.4	16.8	29.4	45.9
92.5°	21.8	38.5	69.2	35.9	25.1	35.9	69.2	38.5	21.8	38.2	73.7
95°	32.2	47.4	88.2	39.6	30.2	39.6	88.2	47.4	32.2	51.0	102.9
97.5°	49.9	58.8	99.6	42.2	36.5	42.2	99.6	58.8	49.9	62.3	118.0
100°	66.4	66.4	181.9	48.5	41.6	48.5	181.9	66.4	66.4	76.5	183.9
102.5°	100.6	130.0	421.4	97.0	50.5	97.0	421.4	130.0	100.6	143.6	390.2
105°	182.8	297.1	741.8	250.2	92.5	250.2	741.8	297.1	182.8	300.6	695.3
107.5°	346.2	554.1	955.7	493.3	215.3	493.3	955.7	554.1	346.2	532.3	917.1
110°	553.8	774.4	1043.0	675.6	435.6	675.6	1043.0	774.4	553.8	731.1	961.4



TEST NUMBER: P1432302
 CATALOG NUMBER: EHBR1-18-UNV-TASM-L830-UPL24

CANDELA DISTRIBUTION (continued):

	0°	22.5°	45°	67.5°	90°	112.5°	135°	157.5°	180°	202.5°	225°
112.5°	720.9	863.0	1019.0	749.0	602.7	749.0	1019.0	863.0	720.9	807.0	921.0
115°	783.3	850.3	910.1	746.5	668.5	746.5	910.1	850.3	783.3	788.1	822.2
117.5°	756.7	778.2	786.1	700.9	672.4	700.9	786.1	778.2	756.7	708.5	698.1
120°	683.2	674.3	662.3	633.8	634.3	633.8	662.3	674.3	683.2	618.7	582.9
122.5°	591.1	572.1	559.7	565.7	582.4	565.7	559.7	572.1	591.1	526.5	499.6
125°	501.2	482.2	487.8	507.5	524.5	507.5	487.8	482.2	501.2	447.1	440.4
127.5°	425.5	416.6	435.9	458.1	472.6	458.1	435.9	416.6	425.5	391.4	398.7
130°	371.4	373.7	399.2	417.9	427.0	417.9	399.2	373.7	371.4	354.9	372.3
132.5°	337.6	347.3	371.8	387.8	393.1	387.8	371.8	347.3	337.6	332.8	354.0
135°	316.3	330.8	353.0	363.4	365.2	363.4	353.0	330.8	316.3	317.8	337.6
137.5°	304.0	318.6	335.3	343.5	341.2	343.5	335.3	318.6	304.0	308.0	322.9
140°	296.7	311.3	318.9	328.3	326.3	328.3	318.9	311.3	296.7	299.2	310.5
142.5°	289.3	302.7	306.5	313.3	311.1	313.3	306.5	302.7	289.3	291.9	299.5
145°	285.8	295.6	292.8	302.0	298.7	302.0	292.8	295.6	285.8	286.8	290.8
147.5°	279.4	286.8	283.0	290.8	287.7	290.8	283.0	286.8	279.4	279.4	281.0
150°	272.1	277.2	271.8	281.0	280.3	281.0	271.8	277.2	272.1	270.9	272.4
152.5°	262.3	267.3	262.3	272.7	271.7	272.7	262.3	267.3	262.3	261.1	262.6
155°	254.0	256.6	254.0	264.4	264.7	264.4	254.0	256.6	254.0	253.8	254.3
157.5°	248.2	249.8	248.5	257.8	258.1	257.8	248.5	249.8	248.2	248.2	248.5
160°	243.1	245.6	244.7	252.5	252.8	252.5	244.7	245.6	243.1	244.1	244.4
162.5°	241.1	241.1	240.5	248.3	248.9	248.3	240.5	241.1	241.1	241.1	242.4
165°	238.2	239.4	237.5	243.1	245.0	243.1	237.5	239.4	238.2	239.1	239.1
167.5°	237.5	236.2	236.8	241.5	243.4	241.5	236.8	236.2	237.5	238.5	238.5
170°	235.2	235.5	234.9	239.5	241.4	239.5	234.9	235.5	235.2	236.5	237.5
172.5°	236.1	236.1	234.5	237.8	240.9	237.8	234.5	236.1	236.1	237.1	238.3
175°	236.7	235.8	235.0	237.2	240.3	237.2	235.0	235.8	236.7	236.4	236.4
177.5°	235.5	236.1	236.6	238.7	243.1	238.7	236.6	236.1	235.5	236.4	236.4
180°	236.1	236.1	236.1	236.1	236.1	236.1	236.1	236.1	236.1	236.1	236.1



TEST NUMBER: P1432302

CATALOG NUMBER: EHBR1-18-UNV-TASM-L830-UPL24

CANDELA DISTRIBUTION (continued):

	247.5°	270°	292.5°	315°	337.5°	360°
0°	15374.0	15374.0	15374.0	15374.0	15374.0	15374.0
2.5°	14927.5	14917.7	14927.5	15031.8	15167.6	15365.0
5°	14580.6	14526.5	14580.6	14696.2	14945.7	15321.6
7.5°	14176.7	14145.3	14176.7	14370.2	14685.3	15217.5
10°	13751.5	13680.4	13751.5	13970.1	14341.7	15058.6
12.5°	13227.5	13133.1	13227.5	13453.2	13921.9	14805.2
15°	12560.9	12478.2	12560.9	12811.5	13355.1	14430.5
17.5°	11845.7	11770.7	11845.7	12063.3	12662.1	13902.4
20°	10947.4	10888.6	10947.4	11255.3	11842.8	13221.6
22.5°	10005.0	9949.9	10005.0	10278.5	10890.0	12368.3
25°	8896.2	8866.2	8896.2	9201.8	9754.7	11370.3
27.5°	7698.1	7647.1	7698.1	8017.9	8582.6	10196.4
30°	6474.1	6389.6	6474.1	6760.0	7265.7	8892.5
32.5°	5276.8	5216.0	5276.8	5480.6	6009.0	7432.6
35°	4119.6	4058.8	4119.6	4303.8	4822.7	6085.7
37.5°	3210.1	3102.6	3210.1	3328.2	3749.5	4776.0
40°	2434.6	2417.3	2434.6	2583.3	2852.8	3715.7
42.5°	1982.0	1935.0	1982.0	2046.0	2247.7	2815.4
45°	1626.2	1607.8	1626.2	1674.6	1810.2	2200.8
47.5°	1398.5	1406.6	1398.5	1429.6	1531.1	1792.3
50°	1228.7	1233.6	1228.7	1243.4	1311.1	1505.4
52.5°	1103.5	1099.2	1103.5	1105.0	1147.1	1293.2
55°	992.8	987.4	992.8	989.7	1020.8	1114.5
57.5°	896.0	900.0	896.0	891.7	908.4	978.8
60°	809.5	813.3	809.5	806.3	817.3	858.5
62.5°	736.5	738.9	736.5	736.3	734.3	765.9
65°	671.4	674.1	671.4	668.0	664.8	679.5
67.5°	609.1	609.1	609.1	603.1	598.2	612.6
70°	550.6	550.3	550.6	540.9	537.1	541.4
72.5°	480.3	487.2	480.3	473.0	472.8	473.3
75°	412.0	420.0	412.0	407.4	402.1	406.4
77.5°	342.7	355.2	342.7	339.0	336.5	333.6
80°	271.8	285.4	271.8	265.6	261.8	266.7
82.5°	200.9	211.0	200.9	193.1	192.9	195.2
85°	119.6	135.8	119.6	112.7	115.3	112.7
87.5°	38.3	49.0	38.3	36.6	40.4	39.5
90°	26.9	16.8	26.9	45.9	29.4	16.8
92.5°	40.8	24.4	40.8	73.7	38.2	21.8
95°	47.1	28.1	47.1	102.9	51.0	32.2
97.5°	52.2	36.0	52.2	118.0	62.3	49.9
100°	61.1	47.4	61.1	183.9	76.5	66.4
102.5°	129.5	80.3	129.5	390.2	143.6	100.6
105°	272.5	138.5	272.5	695.3	300.6	182.8
107.5°	487.7	239.8	487.7	917.1	532.3	346.2
110°	647.2	447.5	647.2	961.4	731.1	553.8



TEST NUMBER: P1432302

CATALOG NUMBER: EHBR1-18-UNV-TASM-L830-UPL24

CANDELA DISTRIBUTION (continued):

	247.5°	270°	292.5°	315°	337.5°	360°
112.5°	695.3	604.5	695.3	921.0	807.0	720.9
115°	668.7	636.1	668.7	822.2	788.1	783.3
117.5°	610.5	614.6	610.5	698.1	708.5	756.7
120°	543.4	569.1	543.4	582.9	618.7	683.2
122.5°	481.7	512.0	481.7	499.6	526.5	591.1
125°	428.5	459.2	428.5	440.4	447.1	501.2
127.5°	391.7	412.3	391.7	398.7	391.4	425.5
130°	362.9	380.7	362.9	372.3	354.9	371.4
132.5°	342.9	354.4	342.9	354.0	332.8	337.6
135°	325.5	335.3	325.5	337.6	317.8	316.3
137.5°	310.6	319.1	310.6	322.9	308.0	304.0
140°	297.3	304.6	297.3	310.5	299.2	296.7
142.5°	283.6	288.8	283.6	299.5	291.9	289.3
145°	274.1	277.9	274.1	290.8	286.8	285.8
147.5°	265.8	268.4	265.8	281.0	279.4	279.4
150°	257.5	260.0	257.5	272.4	270.9	272.1
152.5°	249.0	251.8	249.0	262.6	261.1	262.3
155°	243.2	246.0	243.2	254.3	253.8	254.0
157.5°	240.0	241.9	240.0	248.5	248.2	248.2
160°	237.1	238.6	237.1	244.4	244.1	243.1
162.5°	233.8	235.4	233.8	242.4	241.1	241.1
165°	233.1	233.4	233.1	239.1	239.1	238.2
167.5°	232.1	233.4	232.1	238.5	238.5	237.5
170°	232.4	232.7	232.4	237.5	236.5	235.2
172.5°	233.0	233.2	233.0	238.3	237.1	236.1
175°	232.4	232.7	232.4	236.4	236.4	236.7
177.5°	233.9	234.2	233.9	236.4	236.4	235.5
180°	236.1	236.1	236.1	236.1	236.1	236.1



TEST NUMBER: P1432302
 CATALOG NUMBER: EHBR1-18-UNV-TASM-L830-UPL24

CIE UGR TABLE:

Reflectances:											
Ceiling		0.7	0.7	0.5	0.5	0.3	0.7	0.7	0.5	0.5	0.3
Wall		0.5	0.3	0.5	0.3	0.3	0.5	0.3	0.5	0.3	0.3
Reference plane		0.2	0.2	0.2	0.2	0.2	0.2	0.2	0.2	0.2	0.2
Room dimensions		Viewed crosswise					Viewed endwise				
X=2H	Y=2H	15.10	16.14	15.67	16.69	17.29	14.42	15.46	14.99	16.01	16.61
	3H	16.65	17.57	17.23	18.13	18.78	16.27	17.19	16.85	17.75	18.39
	4H	17.28	18.15	17.88	18.72	19.38	17.05	17.91	17.65	18.48	19.14
	6H	17.76	18.56	18.37	19.14	19.81	17.69	18.48	18.30	19.07	19.74
	8H	17.91	18.66	18.53	19.27	19.95	17.91	18.66	18.53	19.26	19.94
	12H	17.98	18.70	18.61	19.30	20.00	18.03	18.75	18.66	19.35	20.05
4H	2H	15.51	16.38	16.11	16.95	17.61	14.99	15.86	15.59	16.43	17.09
	3H	17.31	18.02	17.92	18.64	19.31	17.05	17.76	17.66	18.38	19.05
	4H	18.08	18.73	18.71	19.35	20.06	17.95	18.60	18.58	19.22	19.93
	6H	18.69	19.25	19.34	19.90	20.62	18.72	19.28	19.37	19.92	20.65
	8H	18.89	19.41	19.54	20.05	20.78	18.99	19.51	19.65	20.15	20.89
	12H	18.99	19.45	19.66	20.12	20.86	19.16	19.62	19.83	20.29	21.03
8H	4H	18.33	18.85	18.98	19.49	20.22	18.23	18.75	18.89	19.39	20.13
	6H	19.07	19.49	19.75	20.18	20.92	19.13	19.55	19.82	20.25	20.98
	8H	19.34	19.71	20.04	20.41	21.17	19.49	19.86	20.19	20.56	21.31
	12H	19.51	19.84	20.21	20.52	21.34	19.73	20.06	20.43	20.74	21.57
12H	4H	18.33	18.79	19.01	19.47	20.20	18.24	18.70	18.91	19.37	20.11
	6H	19.11	19.49	19.81	20.19	20.94	19.18	19.55	19.88	20.25	21.01
	8H	19.43	19.76	20.12	20.44	21.26	19.58	19.91	20.28	20.59	21.41

LM-79-2019: Approved Method: Electrical and Photometric Measurements of Solid-
State Lighting Products

Report Prepared for

Cooper Lighting Solutions

Metalux

Report Number: SP1-2506-472-2

Test Date: 07/31/2025

Luminaire Tested: EHBR-60-L830-N

Data in this report applies to families of products including EHBR-60-L830-N

Test Information

Test Method: LM-79-2019
 Report Number: SP1-2506-472-2
 Test Lab: COOPER LIGHTING SOLUTIONS
 Photometer: SP1 - 76IN SPHERE
 Measurement Geometry: 4π
 Issue Date: 08/05/2025
 Manufacturer: COOPER LIGHTING SOLUTIONS
 Product Line: Metalux
 Catalog Number: **EHBR-60-L830-N**
 Description: Elevate Round Highbay at, 60000 lumens, 3000K 80CRI LEDs with N lens

Spectral Parameters

CCT (K): 2983
 CIE u': 0.2516
 CIE v': 0.5201
 Duv: -0.0012
 CIE x: 0.4364
 CIE y: 0.4010
 CIE z: 0.1626
 Peak Wavelength (nm): 630
 Dominant Wavelength (nm): 583
 Purity: 51.34918
 Rf: 81.2
 Rg: 101.5

CRI (Ra):	83.4		
R1:	84.0	R9:	29.4
R2:	87.5	R10:	68.6
R3:	88.9	R11:	82.2
R4:	83.8	R12:	61.6
R5:	81.9	R13:	83.9
R6:	83.1	R14:	92.5
R7:	87.1	R15:	79.8
R8:	70.9		



Test Conditions

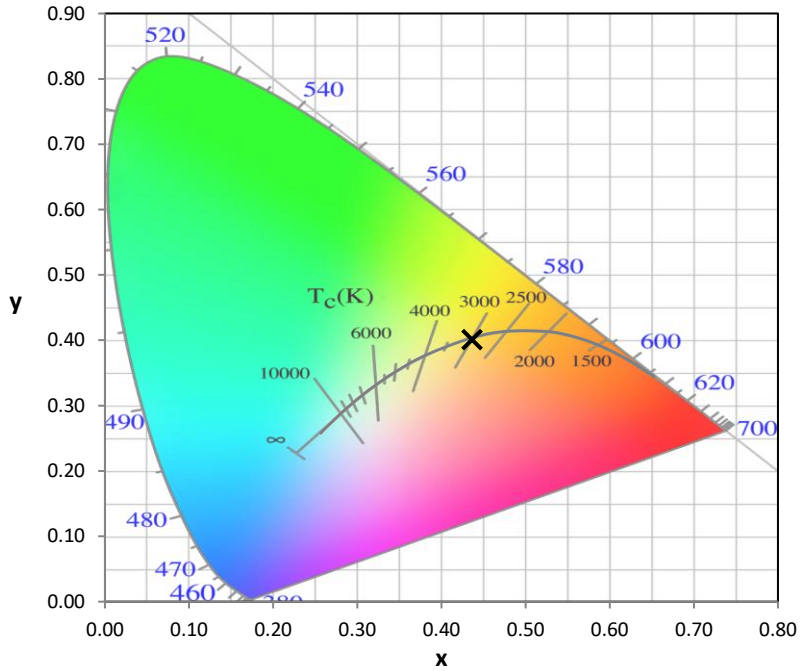
Stabilization Time: 38M
 Operation Time: 1H 38M
 Sphere Temperature (°C): 25.0

REPORT NUMBER: SP1-2506-472-2

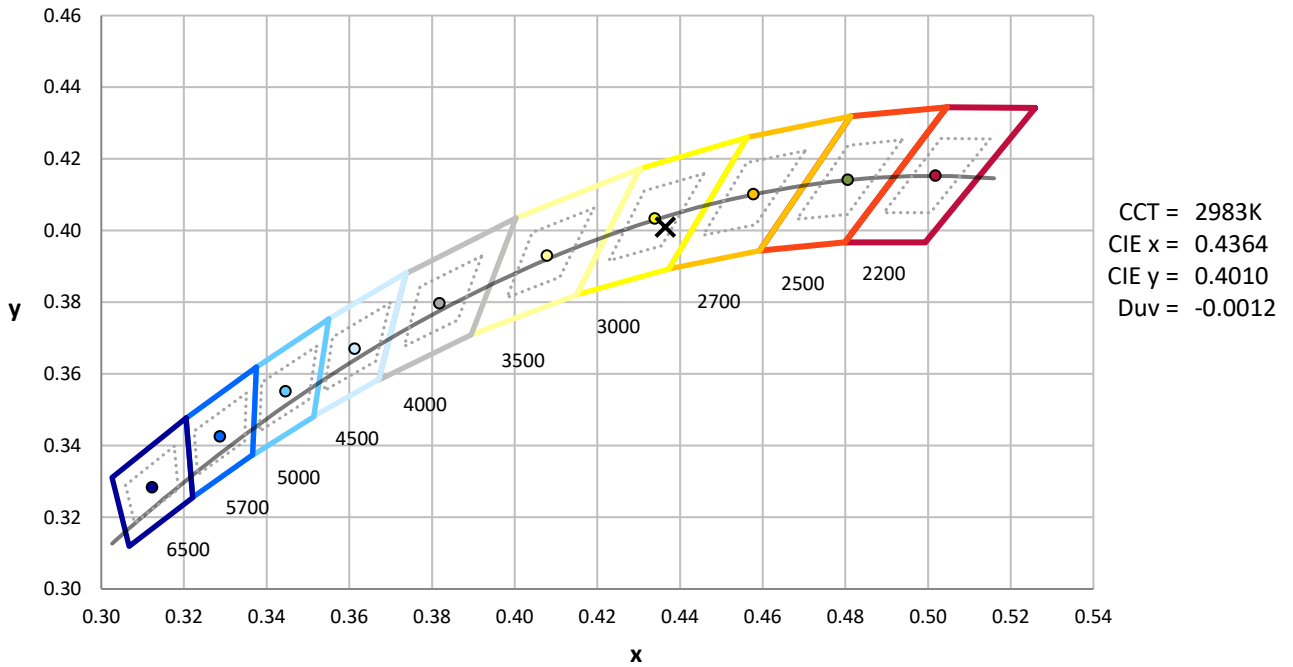
Measurement and Test Equipment			
Instrument	Identification Number	Calibration Date	Calibration Due Date
Photometer	76INCH SPHERE IN0058	6/16/2025	12/16/2025
Power Meter	XITRON INXT2011004	1/21/2025	1/21/2026
AC Power Source	CHROMA 61603 IN0063	10/22/2024	10/22/2025
DC Power Source	AGILENT E3634A IN0208	10/22/2024	10/22/2025
Sphere Thermometer	ONSET IN0085	10/22/2024	10/22/2025
Room Thermometer	ONSET IN0046	10/22/2024	10/22/2025

REPORT NUMBER: SP1-2506-472-2

CIE 1931 Chromaticity Diagram



CIE 1931 Chromaticity Diagram with 2017 ANSI 7-Step and 4-Step Quadrangles



Point lies inside the ANSI 3000K 4-step quadrangle

REPORT NUMBER: SP1-2506-472-2

Photopic Flux vs. Wavelength



Photopic Lumens: NR

λ (nm)	Power W [^] /nm	Lumens (φ/nm)	λ (nm)	Power W [^] /nm	Lumens (φ/nm)	λ (nm)	Power W [^] /nm	Lumens (φ/nm)	λ (nm)	Power W [^] /nm	Lumens (φ/nm)	λ (nm)	Power W [^] /nm	Lumens (φ/nm)
360	0	NR	490	43	NR	620	294	NR	750	6	NR	880	0	NR
365	0	NR	495	59	NR	625	294	NR	755	5	NR	885	0	NR
370	0	NR	500	81	NR	630	1000	NR	760	4	NR	890	0	NR
375	0	NR	505	109	NR	635	637	NR	765	4	NR	895	0	NR
380	0	NR	510	135	NR	640	175	NR	770	3	NR	900	0	NR
385	0	NR	515	160	NR	645	171	NR	775	3	NR	905	0	NR
390	1	NR	520	180	NR	650	146	NR	780	2	NR	910	0	NR
395	1	NR	525	195	NR	655	119	NR	785	2	NR	915	0	NR
400	2	NR	530	207	NR	660	99	NR	790	2	NR	920	0	NR
405	3	NR	535	218	NR	665	82	NR	795	2	NR	925	0	NR
410	5	NR	540	227	NR	670	76	NR	800	1	NR	930	0	NR
415	10	NR	545	237	NR	675	61	NR	805	1	NR	935	0	NR
420	20	NR	550	247	NR	680	52	NR	810	1	NR	940	0	NR
425	35	NR	555	259	NR	685	44	NR	815	1	NR	945	0	NR
430	58	NR	560	271	NR	690	38	NR	820	1	NR	950	0	NR
435	90	NR	565	283	NR	695	33	NR	825	1	NR	955	0	NR
440	135	NR	570	293	NR	700	27	NR	830	1	NR	960	0	NR
445	204	NR	575	303	NR	705	24	NR	835	1	NR	965	0	NR
450	233	NR	580	310	NR	710	20	NR	840	0	NR	970	0	NR
455	153	NR	585	313	NR	715	17	NR	845	0	NR	975	0	NR
460	98	NR	590	314	NR	720	15	NR	850	0	NR	980	0	NR
465	76	NR	595	310	NR	725	13	NR	855	0	NR	985	0	NR
470	53	NR	600	307	NR	730	11	NR	860	0	NR	990	0	NR
475	39	NR	605	303	NR	735	9	NR	865	0	NR	995	0	NR
480	35	NR	610	331	NR	740	8	NR	870	0	NR	1000	0	NR
485	36	NR	615	353	NR	745	7	NR	875	0	NR			

REPORT NUMBER: SP1-2506-472-2

Scotopic Flux vs. Wavelength



Scotopic Lumens: NR

S/P: 1.27

λ (nm)	Power W [^] /nm	Lumens (ϕ /nm)	λ (nm)	Power W [^] /nm	Lumens (ϕ /nm)	λ (nm)	Power W [^] /nm	Lumens (ϕ /nm)	λ (nm)	Power W [^] /nm	Lumens (ϕ /nm)	λ (nm)	Power W [^] /nm	Lumens (ϕ /nm)
360	0	NR	490	43	NR	620	294	NR	750	6	NR	880	0	NR
365	0	NR	495	59	NR	625	294	NR	755	5	NR	885	0	NR
370	0	NR	500	81	NR	630	1000	NR	760	4	NR	890	0	NR
375	0	NR	505	109	NR	635	637	NR	765	4	NR	895	0	NR
380	0	NR	510	135	NR	640	175	NR	770	3	NR	900	0	NR
385	0	NR	515	160	NR	645	171	NR	775	3	NR	905	0	NR
390	1	NR	520	180	NR	650	146	NR	780	2	NR	910	0	NR
395	1	NR	525	195	NR	655	119	NR	785	2	NR	915	0	NR
400	2	NR	530	207	NR	660	99	NR	790	2	NR	920	0	NR
405	3	NR	535	218	NR	665	82	NR	795	2	NR	925	0	NR
410	5	NR	540	227	NR	670	76	NR	800	1	NR	930	0	NR
415	10	NR	545	237	NR	675	61	NR	805	1	NR	935	0	NR
420	20	NR	550	247	NR	680	52	NR	810	1	NR	940	0	NR
425	35	NR	555	259	NR	685	44	NR	815	1	NR	945	0	NR
430	58	NR	560	271	NR	690	38	NR	820	1	NR	950	0	NR
435	90	NR	565	283	NR	695	33	NR	825	1	NR	955	0	NR
440	135	NR	570	293	NR	700	27	NR	830	1	NR	960	0	NR
445	204	NR	575	303	NR	705	24	NR	835	1	NR	965	0	NR
450	233	NR	580	310	NR	710	20	NR	840	0	NR	970	0	NR
455	153	NR	585	313	NR	715	17	NR	845	0	NR	975	0	NR
460	98	NR	590	314	NR	720	15	NR	850	0	NR	980	0	NR
465	76	NR	595	310	NR	725	13	NR	855	0	NR	985	0	NR
470	53	NR	600	307	NR	730	11	NR	860	0	NR	990	0	NR
475	39	NR	605	303	NR	735	9	NR	865	0	NR	995	0	NR
480	35	NR	610	331	NR	740	8	NR	870	0	NR	1000	0	NR
485	36	NR	615	353	NR	745	7	NR	875	0	NR			

REPORT NUMBER: SP1-2506-472-2

Melanopic Flux vs. Wavelength



Melanopic Lumens: NR

M/P: 2.34

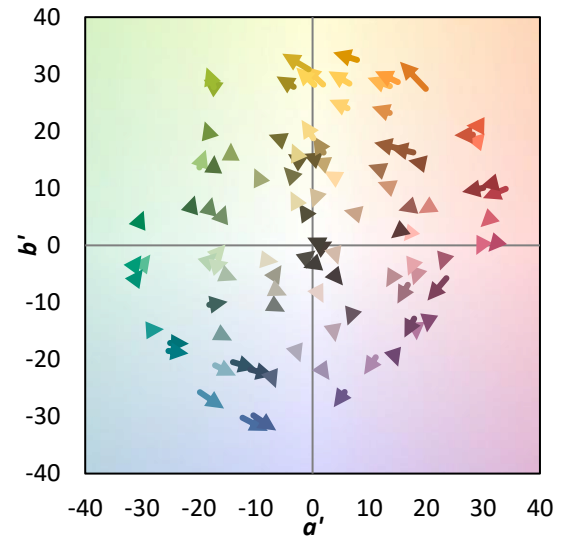
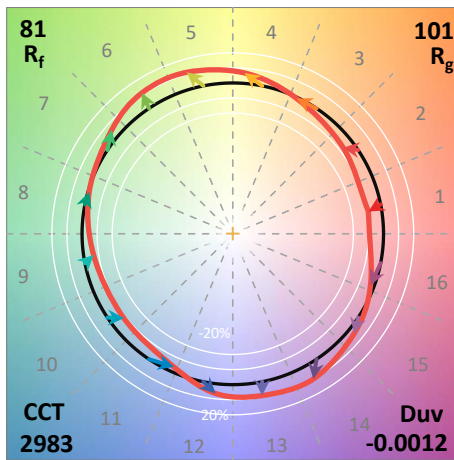
λ (nm)	Power W [^] /nm	Lumens (φ/nm)	λ (nm)	Power W [^] /nm	Lumens (φ/nm)	λ (nm)	Power W [^] /nm	Lumens (φ/nm)	λ (nm)	Power W [^] /nm	Lumens (φ/nm)	λ (nm)	Power W [^] /nm	Lumens (φ/nm)
360	0	NR	490	43	NR	620	294	NR	750	6	NR	880	0	NR
365	0	NR	495	59	NR	625	294	NR	755	5	NR	885	0	NR
370	0	NR	500	81	NR	630	1000	NR	760	4	NR	890	0	NR
375	0	NR	505	109	NR	635	637	NR	765	4	NR	895	0	NR
380	0	NR	510	135	NR	640	175	NR	770	3	NR	900	0	NR
385	0	NR	515	160	NR	645	171	NR	775	3	NR	905	0	NR
390	1	NR	520	180	NR	650	146	NR	780	2	NR	910	0	NR
395	1	NR	525	195	NR	655	119	NR	785	2	NR	915	0	NR
400	2	NR	530	207	NR	660	99	NR	790	2	NR	920	0	NR
405	3	NR	535	218	NR	665	82	NR	795	2	NR	925	0	NR
410	5	NR	540	227	NR	670	76	NR	800	1	NR	930	0	NR
415	10	NR	545	237	NR	675	61	NR	805	1	NR	935	0	NR
420	20	NR	550	247	NR	680	52	NR	810	1	NR	940	0	NR
425	35	NR	555	259	NR	685	44	NR	815	1	NR	945	0	NR
430	58	NR	560	271	NR	690	38	NR	820	1	NR	950	0	NR
435	90	NR	565	283	NR	695	33	NR	825	1	NR	955	0	NR
440	135	NR	570	293	NR	700	27	NR	830	1	NR	960	0	NR
445	204	NR	575	303	NR	705	24	NR	835	1	NR	965	0	NR
450	233	NR	580	310	NR	710	20	NR	840	0	NR	970	0	NR
455	153	NR	585	313	NR	715	17	NR	845	0	NR	975	0	NR
460	98	NR	590	314	NR	720	15	NR	850	0	NR	980	0	NR
465	76	NR	595	310	NR	725	13	NR	855	0	NR	985	0	NR
470	53	NR	600	307	NR	730	11	NR	860	0	NR	990	0	NR
475	39	NR	605	303	NR	735	9	NR	865	0	NR	995	0	NR
480	35	NR	610	331	NR	740	8	NR	870	0	NR	1000	0	NR
485	36	NR	615	353	NR	745	7	NR	875	0	NR			

Summary

$R_f = 81.2$
 $R_g = 101.5$
 CIE $R_a = 83.4$
 $R_9 = 29.4$



Color Vector Graphics

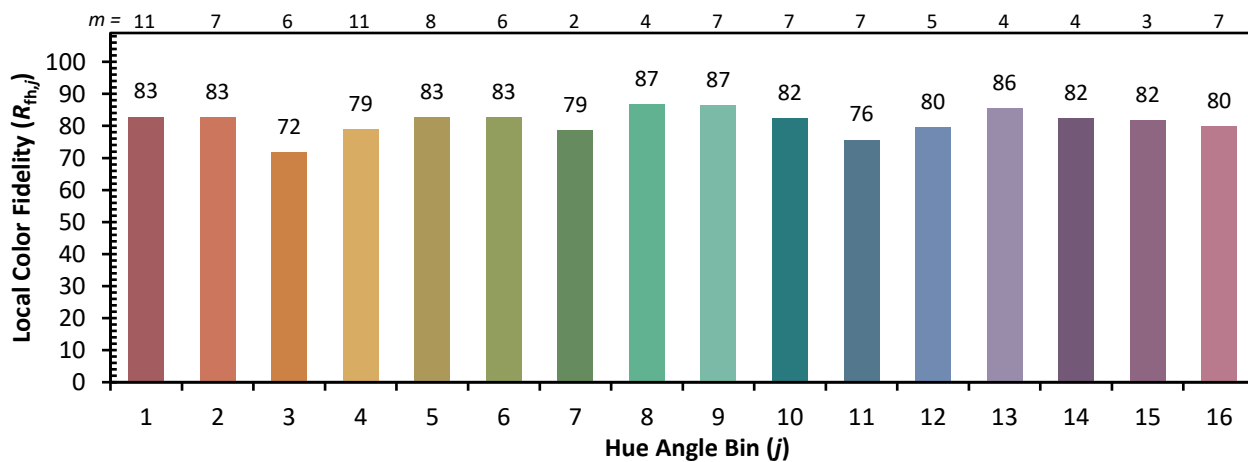


Individual Sample Fidelity Index ($R_{f,i}$)

CES01 = 86	CES26 = 71	CES51 = 89	CES76 = 65
CES02 = 63	CES27 = 89	CES52 = 89	CES77 = 82
CES03 = 31	CES28 = 86	CES53 = 80	CES78 = 67
CES04 = 70	CES29 = 68	CES54 = 92	CES79 = 89
CES05 = 50	CES30 = 77	CES55 = 90	CES80 = 85
CES06 = 51	CES31 = 70	CES56 = 81	CES81 = 75
CES07 = 43	CES32 = 64	CES57 = 79	CES82 = 93
CES08 = 41	CES33 = 74	CES58 = 81	CES83 = 89
CES09 = 29	CES34 = 76	CES59 = 92	CES84 = 91
CES10 = 76	CES35 = 87	CES60 = 96	CES85 = 81
CES11 = 59	CES36 = 99	CES61 = 91	CES86 = 74
CES12 = 65	CES37 = 81	CES62 = 93	CES87 = 83
CES13 = 44	CES38 = 83	CES63 = 79	CES88 = 86
CES14 = 74	CES39 = 94	CES64 = 81	CES89 = 74
CES15 = 72	CES40 = 89	CES65 = 78	CES90 = 85
CES16 = 48	CES41 = 88	CES66 = 76	CES91 = 87
CES17 = 50	CES42 = 80	CES67 = 74	CES92 = 73
CES18 = 57	CES43 = 75	CES68 = 79	CES93 = 84
CES19 = 72	CES44 = 99	CES69 = 83	CES94 = 64
CES20 = 67	CES45 = 83	CES70 = 72	CES95 = 80
CES21 = 87	CES46 = 82	CES71 = 70	CES96 = 86
CES22 = 79	CES47 = 79	CES72 = 90	CES97 = 85
CES23 = 92	CES48 = 78	CES73 = 65	CES98 = 83
CES24 = 91	CES49 = 79	CES74 = 94	CES99 = 82
CES25 = 72	CES50 = 88	CES75 = 70	



Color Rendition by Hue-Angle Bin



Measure Comparisons



(END OF REPORT)