

Cooper Lighting Solutions Photometric Lab
1121 Highway 74 South
Peachtree City, GA 30269



Scaled data based on original data using
LM-79-2019 Approved Method: Electrical and Photometric Measurements of Solid-
State Lighting Products

Test Report Prepared for
Cooper Lighting Solutions

Brand: METALUX

Report Number: P1432399

Luminaire Tested: EHBR1-36-UNV-TASM-L830-UPL30

Issue Date: 3/20/2026

Test Information

Test Method: LM-79-2019
Report Number: P1432399
REPORT IS A COMBINATION OF REPORTS P1431776 AND P1431635
Test Lab: INNOVATION CENTER
Issue Date: 3/20/2026
Manufacturer: COOPER LIGHTING SOLUTIONS
Product Line: METALUX
Catalog Number: EHBR1-36-UNV-TASM-L830-UPL30
Description: Elevate Round Highbay at, 36000 lumens, 3000K 80CRI LEDs with TASM lens
Light Source: -
Ballast/Driver: -

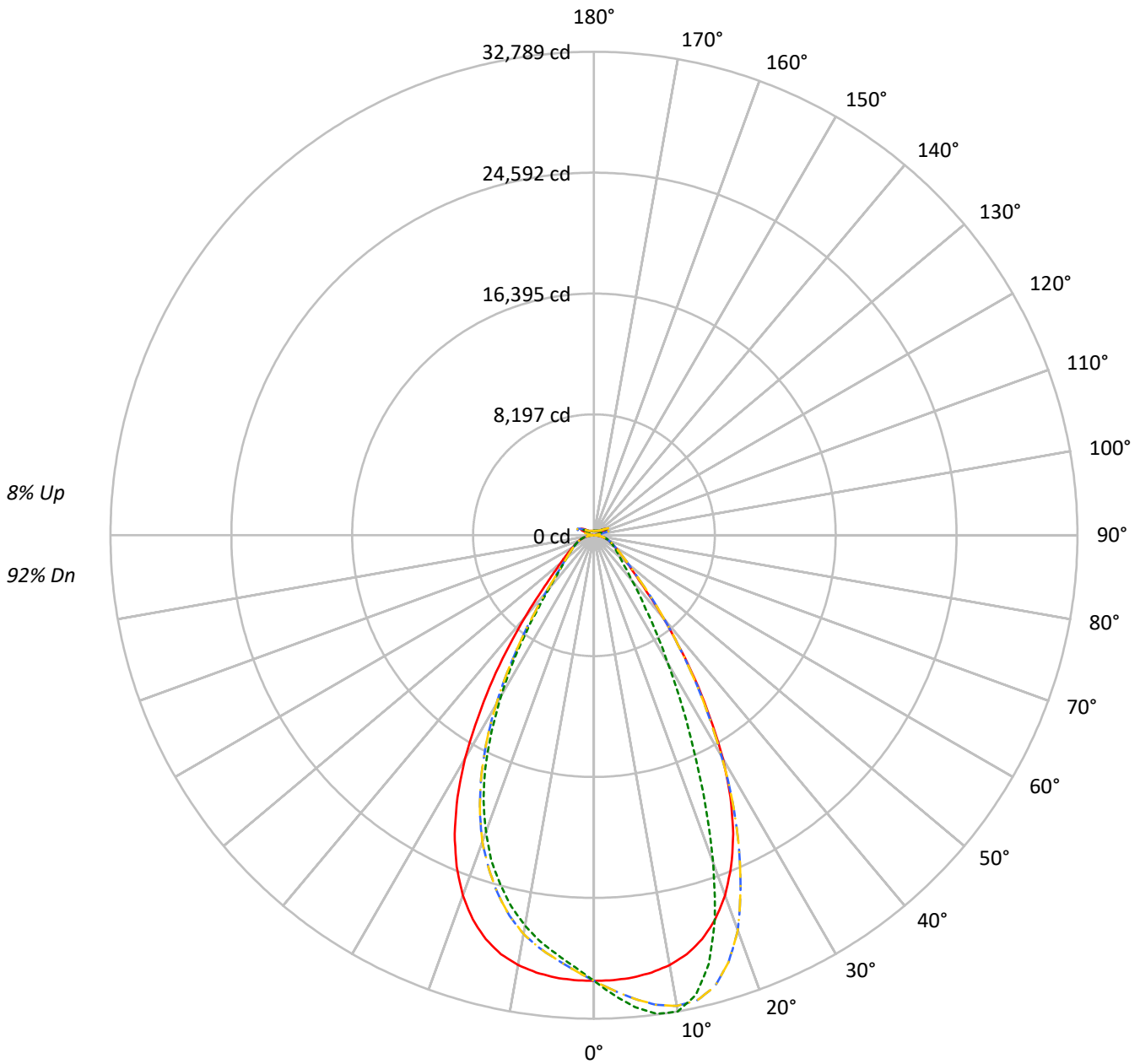
Summary

Lumens per Lamp: N/A
Luminaire Lumens: 36644.9 lumens
Efficiency: N/A
Efficacy: 171.7 lumens/watt
Spacing Criteria (0/90/45): 0.99 / 0.84 / 0.9
Luminous Opening: Vertical Cylinder (Dia: 1.71' x H: 0.1')
CIE Type: Direct

Input Watts (W): 213.4
Input Voltage (V): NR
Input Current (Ain): NR
Voltage Rise (V): NR
Power Factor: NR
Total Harmonic Distortion (THDi): NR
Frequency (hertz): 60
Stabilization Time: NR
Operation Time: NR
Ambient Temperature (°C): NR
Test Distance: 24 FT

TEST NUMBER: P1432399
CATALOG NUMBER: EHBR1-36-UNV-TASM-L830-UPL30

Luminous Intensity Polar Plot



— 0°-180° - - 45°-225° - - - 90°-270° - - - 135°-315°



TEST NUMBER: P1432399
 CATALOG NUMBER: EHBR1-36-UNV-TASM-L830-UPL30

COEFFICIENT OF UTILIZATION - ZONAL CAVITY METHOD:

RF	20				20				20				20				20				20
RC	80				70				50				30				10				0
RW	70	50	30	10	70	50	30	10	50	30	10	50	30	10	50	30	10	50	30	10	0
RCR																					
0	117	117	117	117	114	114	114	114	107	107	107	101	101	101	95	95	95	95	95	95	92
1	110	106	103	101	107	104	101	98	98	96	94	93	91	90	88	87	86	88	87	86	83
2	103	97	92	88	100	95	90	86	90	86	83	86	83	80	82	79	77	82	79	77	75
3	97	89	83	78	94	87	81	77	83	78	75	79	75	72	76	73	70	76	73	70	68
4	91	82	75	70	88	80	74	69	77	72	67	74	69	66	71	67	64	71	67	64	62
5	85	75	69	63	83	74	68	63	71	66	62	69	64	60	66	62	59	66	62	59	57
6	80	70	63	58	78	69	62	58	66	61	57	64	59	56	62	58	55	62	58	55	53
7	76	65	58	53	74	64	58	53	62	56	52	60	55	51	58	54	51	58	54	51	49
8	72	61	54	49	70	60	54	49	58	52	48	56	51	48	55	50	47	55	50	47	45
9	68	57	50	46	66	56	50	46	55	49	45	53	48	45	52	47	44	52	47	44	42
10	64	54	47	43	63	53	47	43	51	46	42	50	45	42	49	44	41	49	44	41	40

AVERAGE LUMINANCE (cd/sqm):

	0°	90°	180°	270°
0°	141906	141906	141906	141906
5°	141042	150465	141042	133722
10°	139308	154328	139308	126557
15°	135195	143419	135195	116904
20°	126441	115003	126441	104129
25°	111910	79680	111910	87264
30°	90867	51838	90867	65291
35°	65173	33571	65173	43466
40°	42136	23139	42136	27412
45°	26735	17924	26735	19531
50°	19854	15231	19854	16269
55°	16210	13875	16210	14361
60°	14036	13216	14036	13297
65°	12796	12746	12796	12692
70°	12127	12490	12127	12328
75°	11341	12082	11341	11720
80°	9963	11407	9963	10664
85°	6445	8144	6445	7766

MAXIMUM LUMINANCE 45°-90°:

Horizontal Angle: 22.5°
 Vertical Angle: 45°
 Luminance: 37588 cd/sqm



TEST NUMBER: P1432399
 CATALOG NUMBER: EHBR1-36-UNV-TASM-L830-UPL30

ZONAL LUMENS:

Zone	Lumens	% Fixture
0°-10°	2873.2	7.8
10°-20°	7816.8	21.3
20°-30°	9167.6	25.0
30°-40°	6375.5	17.4
40°-50°	3168.3	8.6
50°-60°	1895.0	5.2
60°-70°	1333.8	3.6
70°-80°	859.2	2.3
80°-90°	277.9	0.8
90°-100°	76.8	0.2
100°-110°	499.9	1.4
110°-120°	923.2	2.5
120°-130°	548.9	1.5
130°-140°	332.3	0.9
140°-150°	230.2	0.6
150°-160°	150.6	0.4
160°-170°	86.8	0.2
170°-180°	28.9	0.1
0°-30°	19857.6	54.2
0°-40°	26233.1	71.6
0°-60°	31296.4	85.4
0°-90°	33767.3	92.1
90°-120°	1499.9	4.1
90°-150°	2611.3	7.1
90°-180°	2878.0	7.9
0°-180°	36644.9	100.0

CANDELA DISTRIBUTION:

	0°	90°	180°	270°	360°	Flux
0°	30218	30218	30218	30218	30218	
5°	30115	32127	30115	28552	30115	2858
15°	28363	30088	28363	24526	28363	7926
25°	22348	15912	22348	17427	22348	10118
35°	11962	6162	11962	7978	11962	7467
45°	4326	2900	4326	3160	4326	3540
55°	2191	1875	2191	1941	2191	2003
65°	1336	1330	1336	1325	1336	1341
75°	799	851	799	826	799	839
85°	222	280	222	267	222	246
90°	21	25	21	21	21	20
95°	41	39	41	36	41	43
105°	230	118	230	174	230	310
115°	982	840	982	798	982	895
125°	629	660	629	576	629	579
135°	398	460	398	421	398	316
145°	361	377	361	351	361	226
155°	322	336	322	312	322	150
165°	304	314	304	298	304	87
175°	304	310	304	299	304	29
180°	304	304	304	304	304	



TEST NUMBER: P1432399
 CATALOG NUMBER: EHBR1-36-UNV-TASM-L830-UPL30

CANDELA DISTRIBUTION (FULL):

	0°	22.5°	45°	67.5°	90°	112.5°	135°	157.5°	180°	202.5°	225°
0°	30217.8	30217.8	30217.8	30217.8	30217.8	30217.8	30217.8	30217.8	30217.8	30217.8	30217.8
2.5°	30200.2	30590.6	30906.7	31115.3	31218.4	31115.3	30906.7	30590.6	30200.2	29812.0	29545.1
5°	30114.6	30896.6	31558.9	31992.5	32126.7	31992.5	31558.9	30896.6	30114.6	29375.8	28885.6
7.5°	29910.1	31128.3	32112.5	32618.5	32742.1	32618.5	32112.5	31128.3	29910.1	28864.0	28244.8
10°	29597.8	31274.5	32411.7	32774.3	32789.1	32774.3	32411.7	31274.5	29597.8	28188.7	27458.2
12.5°	29099.8	31222.4	32311.4	32192.4	31922.1	32192.4	32311.4	31222.4	29099.8	27363.6	26442.3
15°	28363.2	30913.6	31676.2	30707.9	30088.5	30707.9	31676.2	30913.6	28363.2	26249.7	25181.0
17.5°	27325.1	30335.6	30350.3	28434.6	27266.2	28434.6	30350.3	30335.6	27325.1	24887.4	23710.5
20°	25987.3	29408.6	28524.7	25020.6	23636.4	25020.6	28524.7	29408.6	25987.3	23277.1	22122.4
22.5°	24310.0	28158.6	25982.2	21586.3	19697.7	21586.3	25982.2	28158.6	24310.0	21404.4	20202.6
25°	22348.4	26627.0	23247.1	17844.3	15912.1	17844.3	23247.1	26627.0	22348.4	19173.0	18086.3
27.5°	20041.1	24685.7	20334.6	14581.7	12799.0	14581.7	20334.6	24685.7	20041.1	16869.1	15759.1
30°	17478.2	22197.1	17303.7	11612.5	9971.0	11612.5	17303.7	22197.1	17478.2	14280.8	13286.8
32.5°	14608.8	19757.8	14392.9	9304.6	7914.1	9304.6	14392.9	19757.8	14608.8	11810.8	10772.2
35°	11961.5	16705.9	11768.3	7311.2	6161.5	7311.2	11768.3	16705.9	11961.5	9479.1	8459.2
37.5°	9387.3	13822.4	9381.1	5887.3	4997.6	5887.3	9381.1	13822.4	9387.3	7369.6	6541.7
40°	7303.2	10807.8	7350.3	4699.7	4010.6	4699.7	7350.3	10807.8	7303.2	5607.3	5077.5
42.5°	5533.7	8264.3	5777.3	3857.1	3406.5	3857.1	5777.3	8264.3	5533.7	4418.0	4021.4
45°	4325.6	6081.6	4511.5	3254.1	2900.1	3254.1	4511.5	6081.6	4325.6	3557.9	3291.5
47.5°	3522.8	4700.2	3656.4	2791.2	2543.1	2791.2	3656.4	4700.2	3522.8	3009.4	2809.9
50°	2959.0	3606.6	3036.0	2436.5	2269.9	2436.5	3036.0	3606.6	2959.0	2577.0	2443.9
52.5°	2541.9	2941.4	2585.5	2171.3	2059.2	2171.3	2585.5	2941.4	2541.9	2254.7	2171.9
55°	2190.6	2472.7	2248.4	1952.6	1875.0	1952.6	2248.4	2472.7	2190.6	2006.4	1945.3
57.5°	1923.7	2097.7	1952.6	1766.2	1714.6	1766.2	1952.6	2097.7	1923.7	1785.5	1752.6
60°	1687.4	1816.7	1723.1	1603.6	1588.8	1603.6	1723.1	1816.7	1687.4	1606.4	1584.8
62.5°	1505.6	1587.2	1523.7	1457.3	1444.3	1457.3	1523.7	1587.2	1505.6	1443.2	1447.2
65°	1335.6	1411.4	1361.6	1325.9	1330.4	1325.9	1361.6	1411.4	1335.6	1306.6	1312.9
67.5°	1204.0	1243.8	1222.2	1201.8	1206.9	1201.8	1222.2	1243.8	1204.0	1175.8	1185.4
70°	1064.1	1106.6	1084.5	1087.3	1095.9	1087.3	1084.5	1106.6	1064.1	1055.7	1063.0
72.5°	930.4	963.3	955.9	962.7	971.7	962.7	955.9	963.3	930.4	929.3	929.9
75°	798.9	823.8	827.3	836.9	851.1	836.9	827.3	823.8	798.9	790.5	800.6
77.5°	655.6	683.9	694.7	707.7	728.7	707.7	694.7	683.9	655.6	661.2	666.4
80°	524.1	537.2	561.0	570.5	600.1	570.5	561.0	537.2	524.1	514.5	521.8
82.5°	383.6	395.5	415.9	434.1	451.0	434.1	415.9	395.5	383.6	379.1	379.6
85°	221.5	239.7	253.3	274.8	279.9	274.8	253.3	239.7	221.5	226.7	221.5
87.5°	77.7	83.3	95.2	103.7	104.3	103.7	95.2	83.3	77.7	79.3	71.9
90°	21.2	36.1	62.0	35.1	25.1	35.1	62.0	36.1	21.2	37.1	57.7
92.5°	27.5	48.7	87.4	46.2	33.1	46.2	87.4	48.7	27.5	48.1	92.6
95°	40.8	59.9	111.2	51.0	39.4	51.0	111.2	59.9	40.8	64.1	129.1
97.5°	63.0	74.1	125.5	54.1	47.3	54.1	125.5	74.1	63.0	78.3	148.2
100°	83.6	83.6	228.7	62.1	53.7	62.1	228.7	83.6	83.6	96.4	230.7
102.5°	126.5	163.5	529.1	123.0	64.8	123.0	529.1	163.5	126.5	180.5	489.3
105°	229.7	373.1	930.7	315.0	117.7	315.0	930.7	373.1	229.7	377.3	871.9
107.5°	434.4	695.2	1198.9	619.7	271.6	619.7	1198.9	695.2	434.4	667.7	1150.2
110°	694.7	971.4	1308.4	848.3	547.9	848.3	1308.4	971.4	694.7	916.9	1205.7



TEST NUMBER: P1432399
 CATALOG NUMBER: EHBR1-36-UNV-TASM-L830-UPL30

CANDELA DISTRIBUTION (continued):

	0°	22.5°	45°	67.5°	90°	112.5°	135°	157.5°	180°	202.5°	225°
112.5°	904.2	1082.5	1278.2	940.3	757.3	940.3	1278.2	1082.5	904.2	1012.1	1155.0
115°	982.5	1066.6	1141.8	937.2	839.9	937.2	1141.8	1066.6	982.5	988.3	1031.1
117.5°	949.2	976.1	986.3	880.0	844.6	880.0	986.3	976.1	949.2	888.8	875.6
120°	857.1	846.0	831.2	795.9	797.0	795.9	831.2	846.0	857.1	776.2	731.2
122.5°	741.9	718.0	702.7	710.8	731.9	710.8	702.7	718.0	741.9	660.8	627.0
125°	629.2	605.3	612.8	637.7	659.5	637.7	612.8	605.3	629.2	561.5	552.9
127.5°	534.5	523.3	547.7	575.9	594.4	575.9	547.7	523.3	534.5	491.6	500.6
130°	466.8	469.4	501.7	525.6	537.3	525.6	501.7	469.4	466.8	446.2	467.8
132.5°	424.5	436.6	467.3	488.1	495.1	488.1	467.3	436.6	424.5	418.7	445.1
135°	398.1	416.0	444.1	457.4	460.2	457.4	444.1	416.0	398.1	400.3	424.5
137.5°	382.7	400.7	421.9	432.6	430.0	432.6	421.9	400.7	382.7	388.1	406.6
140°	373.8	391.7	401.3	413.5	411.6	413.5	401.3	391.7	373.8	377.0	391.3
142.5°	364.9	381.2	385.9	395.1	392.5	395.1	385.9	381.2	364.9	368.1	377.7
145°	360.7	372.9	369.1	380.9	377.2	380.9	369.1	372.9	360.7	361.8	367.1
147.5°	352.9	361.8	357.0	367.1	363.4	367.1	357.0	361.8	352.9	352.9	355.0
150°	343.9	350.2	343.3	355.0	354.5	355.0	343.3	350.2	343.9	342.3	344.4
152.5°	331.7	338.1	331.7	345.0	344.0	345.0	331.7	338.1	331.7	330.1	332.3
155°	321.8	324.9	321.8	335.0	335.5	335.0	321.8	324.9	321.8	321.2	322.3
157.5°	314.9	317.1	315.5	327.2	327.8	327.2	315.5	317.1	314.9	314.9	315.5
160°	309.2	312.4	311.4	321.5	322.0	321.5	311.4	312.4	309.2	310.2	310.8
162.5°	307.1	307.1	306.8	316.8	317.9	316.8	306.8	307.1	307.1	307.1	308.7
165°	304.1	305.7	303.7	311.2	313.9	311.2	303.7	305.7	304.1	305.2	305.2
167.5°	303.7	302.1	303.3	309.8	312.5	309.8	303.3	302.1	303.7	304.7	304.7
170°	301.1	301.7	301.2	307.7	310.4	307.7	301.2	301.7	301.1	302.7	303.7
172.5°	302.8	302.8	301.3	306.2	310.5	306.2	301.3	302.8	302.8	303.9	305.5
175°	304.0	302.9	302.5	305.7	310.1	305.7	302.5	302.9	304.0	303.4	303.4
177.5°	302.4	303.5	304.6	307.9	313.8	307.9	304.6	303.5	302.4	303.4	303.4
180°	303.5	303.5	303.5	303.5	303.5	303.5	303.5	303.5	303.5	303.5	303.5



TEST NUMBER: P1432399

CATALOG NUMBER: EHBR1-36-UNV-TASM-L830-UPL30

CANDELA DISTRIBUTION (continued):

	247.5°	270°	292.5°	315°	337.5°	360°
0°	30217.8	30217.8	30217.8	30217.8	30217.8	30217.8
2.5°	29340.1	29320.8	29340.1	29545.1	29812.0	30200.2
5°	28658.3	28551.8	28658.3	28885.6	29375.8	30114.6
7.5°	27864.6	27802.7	27864.6	28244.8	28864.0	29910.1
10°	27028.7	26888.8	27028.7	27458.2	28188.7	29597.8
12.5°	25998.6	25813.4	25998.6	26442.3	27363.6	29099.8
15°	24688.6	24525.9	24688.6	25181.0	26249.7	28363.2
17.5°	23282.7	23135.4	23282.7	23710.5	24887.4	27325.1
20°	21517.1	21401.6	21517.1	22122.4	23277.1	25987.3
22.5°	19664.8	19556.6	19664.8	20202.6	21404.4	24310.0
25°	17485.5	17426.6	17485.5	18086.3	19173.0	22348.4
27.5°	15130.7	15030.4	15130.7	15759.1	16869.1	20041.1
30°	12724.8	12558.7	12724.8	13286.8	14280.8	17478.2
32.5°	10371.5	10252.0	10371.5	10772.2	11810.8	14608.8
35°	8097.1	7977.6	8097.1	8459.2	9479.1	11961.5
37.5°	6309.4	6098.1	6309.4	6541.7	7369.6	9387.3
40°	4785.2	4751.2	4785.2	5077.5	5607.3	7303.2
42.5°	3895.6	3803.2	3895.6	4021.4	4418.0	5533.7
45°	3196.3	3160.1	3196.3	3291.5	3557.9	4325.6
47.5°	2748.7	2764.6	2748.7	2809.9	3009.4	3522.8
50°	2414.9	2424.6	2414.9	2443.9	2577.0	2959.0
52.5°	2169.0	2160.5	2169.0	2171.9	2254.7	2541.9
55°	1951.4	1940.7	1951.4	1945.3	2006.4	2190.6
57.5°	1761.1	1769.0	1761.1	1752.6	1785.5	1923.7
60°	1591.1	1598.5	1591.1	1584.8	1606.4	1687.4
62.5°	1447.8	1452.3	1447.8	1447.2	1443.2	1505.6
65°	1319.6	1324.8	1319.6	1312.9	1306.6	1335.6
67.5°	1197.3	1197.3	1197.3	1185.4	1175.8	1204.0
70°	1082.3	1081.7	1082.3	1063.0	1055.7	1064.1
72.5°	944.0	957.6	944.0	929.9	929.3	930.4
75°	809.7	825.6	809.7	800.6	790.5	798.9
77.5°	673.7	698.1	673.7	666.4	661.2	655.6
80°	534.3	561.0	534.3	521.8	514.5	524.1
82.5°	394.9	414.8	394.9	379.6	379.1	383.6
85°	235.1	266.9	235.1	221.5	226.7	221.5
87.5°	75.4	96.3	75.4	71.9	79.3	77.7
90°	33.9	21.2	33.9	57.7	37.1	21.2
92.5°	51.3	30.7	51.3	92.6	48.1	27.5
95°	59.3	35.5	59.3	129.1	64.1	40.8
97.5°	65.7	45.5	65.7	148.2	78.3	63.0
100°	76.7	59.9	76.7	230.7	96.4	83.6
102.5°	162.4	101.1	162.4	489.3	180.5	126.5
105°	341.8	174.1	341.8	871.9	377.3	229.7
107.5°	611.6	301.1	611.6	1150.2	667.7	434.4
110°	811.6	561.4	811.6	1205.7	916.9	694.7



TEST NUMBER: P1432399

CATALOG NUMBER: EHBR1-36-UNV-TASM-L830-UPL30

CANDELA DISTRIBUTION (continued):

	247.5°	270°	292.5°	315°	337.5°	360°
112.5°	871.9	758.2	871.9	1155.0	1012.1	904.2
115°	838.5	797.8	838.5	1031.1	988.3	982.5
117.5°	765.6	770.8	765.6	875.6	888.8	949.2
120°	681.5	713.7	681.5	731.2	776.2	857.1
122.5°	604.2	642.3	604.2	627.0	660.8	741.9
125°	537.6	576.2	537.6	552.9	561.5	629.2
127.5°	491.5	517.5	491.5	500.6	491.6	534.5
130°	455.6	477.8	455.6	467.8	446.2	466.8
132.5°	430.8	445.0	430.8	445.1	418.7	424.5
135°	409.1	421.2	409.1	424.5	400.3	398.1
137.5°	390.6	401.2	390.6	406.6	388.1	382.7
140°	374.3	383.2	374.3	391.3	377.0	373.8
142.5°	357.4	363.7	357.4	377.7	368.1	364.9
145°	345.9	350.7	345.9	367.1	361.8	360.7
147.5°	335.9	339.1	335.9	355.0	352.9	352.9
150°	326.0	329.2	326.0	344.4	342.3	343.9
152.5°	315.4	319.1	315.4	332.3	330.1	331.7
155°	308.6	312.3	308.6	322.3	321.2	321.8
157.5°	304.9	307.6	304.9	315.5	314.9	314.9
160°	301.9	304.1	301.9	310.8	310.2	309.2
162.5°	298.2	300.4	298.2	308.7	307.1	307.1
165°	297.8	298.3	297.8	305.2	305.2	304.1
167.5°	296.7	298.3	296.7	304.7	304.7	303.7
170°	297.3	297.9	297.3	303.7	302.7	301.1
172.5°	298.5	299.1	298.5	305.5	303.9	302.8
175°	298.1	298.6	298.1	303.4	303.4	304.0
177.5°	300.2	300.8	300.2	303.4	303.4	302.4
180°	303.5	303.5	303.5	303.5	303.5	303.5



TEST NUMBER: P1432399
 CATALOG NUMBER: EHBR1-36-UNV-TASM-L830-UPL30

CIE UGR TABLE:

Reflectances:											
Ceiling		0.7	0.7	0.5	0.5	0.3	0.7	0.7	0.5	0.5	0.3
Wall		0.5	0.3	0.5	0.3	0.3	0.5	0.3	0.5	0.3	0.3
Reference plane		0.2	0.2	0.2	0.2	0.2	0.2	0.2	0.2	0.2	0.2
Room dimensions		Viewed crosswise					Viewed endwise				
X=2H	Y=2H	17.76	18.85	18.26	19.33	19.84	17.08	18.17	17.58	18.64	19.16
	3H	19.31	20.28	19.83	20.77	21.32	18.93	19.90	19.44	20.39	20.94
	4H	19.94	20.85	20.48	21.36	21.93	19.71	20.61	20.25	21.12	21.69
	6H	20.42	21.26	20.97	21.78	22.36	20.35	21.18	20.90	21.70	22.29
	8H	20.57	21.36	21.14	21.90	22.50	20.57	21.36	21.14	21.90	22.49
	12H	20.65	21.40	21.21	21.93	22.55	20.70	21.45	21.27	21.98	22.60
4H	2H	18.17	19.08	18.72	19.59	20.16	17.65	18.56	18.19	19.06	19.64
	3H	19.97	20.72	20.52	21.27	21.86	19.71	20.46	20.26	21.01	21.60
	4H	20.75	21.42	21.31	21.98	22.61	20.62	21.29	21.19	21.85	22.48
	6H	21.36	21.94	21.95	22.53	23.17	21.39	21.97	21.98	22.55	23.20
	8H	21.55	22.10	22.15	22.68	23.33	21.66	22.20	22.26	22.78	23.44
	12H	21.66	22.14	22.28	22.75	23.41	21.83	22.30	22.44	22.92	23.57
8H	4H	20.99	21.53	21.59	22.12	22.77	20.90	21.44	21.50	22.02	22.67
	6H	21.73	22.17	22.37	22.81	23.47	21.80	22.24	22.43	22.87	23.53
	8H	22.01	22.40	22.65	23.04	23.71	22.15	22.55	22.80	23.19	23.86
	12H	22.18	22.52	22.82	23.15	23.89	22.40	22.74	23.04	23.37	24.11
12H	4H	21.00	21.48	21.62	22.10	22.75	20.91	21.38	21.52	22.00	22.65
	6H	21.78	22.17	22.43	22.81	23.49	21.85	22.24	22.49	22.88	23.55
	8H	22.10	22.44	22.74	23.06	23.81	22.25	22.59	22.89	23.22	23.96

LM-79-2019: Approved Method: Electrical and Photometric Measurements of Solid-
State Lighting Products

Report Prepared for

Cooper Lighting Solutions

Metalux

Report Number: SP1-2506-472-2

Test Date: 07/31/2025

Luminaire Tested: EHBR-60-L830-N

Data in this report applies to families of products including EHBR-60-L830-N

Test Information

Test Method: LM-79-2019
 Report Number: SP1-2506-472-2
 Test Lab: COOPER LIGHTING SOLUTIONS
 Photometer: SP1 - 76IN SPHERE
 Measurement Geometry: 4π
 Issue Date: 08/05/2025
 Manufacturer: COOPER LIGHTING SOLUTIONS
 Product Line: Metalux
 Catalog Number: **EHBR-60-L830-N**
 Description: Elevate Round Highbay at, 60000 lumens, 3000K 80CRI LEDs with N lens

Spectral Parameters

CCT (K): 2983
 CIE u': 0.2516
 CIE v': 0.5201
 Duv: -0.0012
 CIE x: 0.4364
 CIE y: 0.4010
 CIE z: 0.1626
 Peak Wavelength (nm): 630
 Dominant Wavelength (nm): 583
 Purity: 51.34918
 Rf: 81.2
 Rg: 101.5

CRI (Ra):	83.4		
R1:	84.0	R9:	29.4
R2:	87.5	R10:	68.6
R3:	88.9	R11:	82.2
R4:	83.8	R12:	61.6
R5:	81.9	R13:	83.9
R6:	83.1	R14:	92.5
R7:	87.1	R15:	79.8
R8:	70.9		



Test Conditions

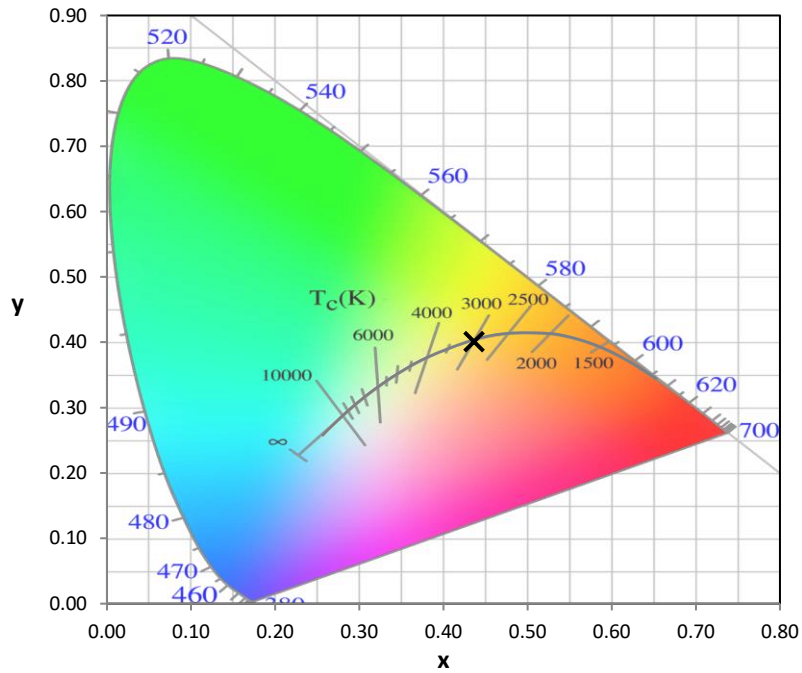
Stabilization Time: 38M
 Operation Time: 1H 38M
 Sphere Temperature (°C): 25.0

REPORT NUMBER: SP1-2506-472-2

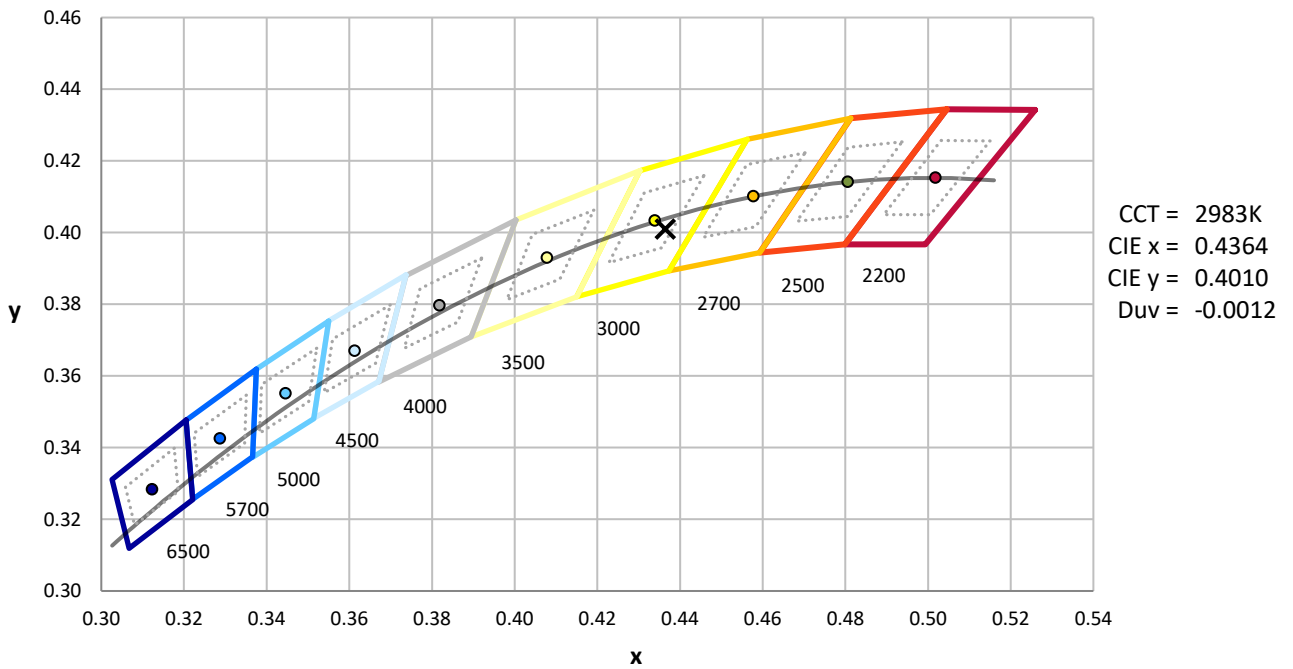
Measurement and Test Equipment			
Instrument	Identification Number	Calibration Date	Calibration Due Date
Photometer	76INCH SPHERE IN0058	6/16/2025	12/16/2025
Power Meter	XITRON INXT2011004	1/21/2025	1/21/2026
AC Power Source	CHROMA 61603 IN0063	10/22/2024	10/22/2025
DC Power Source	AGILENT E3634A IN0208	10/22/2024	10/22/2025
Sphere Thermometer	ONSET IN0085	10/22/2024	10/22/2025
Room Thermometer	ONSET IN0046	10/22/2024	10/22/2025

REPORT NUMBER: SP1-2506-472-2

CIE 1931 Chromaticity Diagram



CIE 1931 Chromaticity Diagram with 2017 ANSI 7-Step and 4-Step Quadrangles



Point lies inside the ANSI 3000K 4-step quadrangle

REPORT NUMBER: SP1-2506-472-2

Photopic Flux vs. Wavelength



Photopic Lumens: NR

λ (nm)	Power W [^] /nm	Lumens (ϕ /nm)	λ (nm)	Power W [^] /nm	Lumens (ϕ /nm)	λ (nm)	Power W [^] /nm	Lumens (ϕ /nm)	λ (nm)	Power W [^] /nm	Lumens (ϕ /nm)	λ (nm)	Power W [^] /nm	Lumens (ϕ /nm)
360	0	NR	490	43	NR	620	294	NR	750	6	NR	880	0	NR
365	0	NR	495	59	NR	625	294	NR	755	5	NR	885	0	NR
370	0	NR	500	81	NR	630	1000	NR	760	4	NR	890	0	NR
375	0	NR	505	109	NR	635	637	NR	765	4	NR	895	0	NR
380	0	NR	510	135	NR	640	175	NR	770	3	NR	900	0	NR
385	0	NR	515	160	NR	645	171	NR	775	3	NR	905	0	NR
390	1	NR	520	180	NR	650	146	NR	780	2	NR	910	0	NR
395	1	NR	525	195	NR	655	119	NR	785	2	NR	915	0	NR
400	2	NR	530	207	NR	660	99	NR	790	2	NR	920	0	NR
405	3	NR	535	218	NR	665	82	NR	795	2	NR	925	0	NR
410	5	NR	540	227	NR	670	76	NR	800	1	NR	930	0	NR
415	10	NR	545	237	NR	675	61	NR	805	1	NR	935	0	NR
420	20	NR	550	247	NR	680	52	NR	810	1	NR	940	0	NR
425	35	NR	555	259	NR	685	44	NR	815	1	NR	945	0	NR
430	58	NR	560	271	NR	690	38	NR	820	1	NR	950	0	NR
435	90	NR	565	283	NR	695	33	NR	825	1	NR	955	0	NR
440	135	NR	570	293	NR	700	27	NR	830	1	NR	960	0	NR
445	204	NR	575	303	NR	705	24	NR	835	1	NR	965	0	NR
450	233	NR	580	310	NR	710	20	NR	840	0	NR	970	0	NR
455	153	NR	585	313	NR	715	17	NR	845	0	NR	975	0	NR
460	98	NR	590	314	NR	720	15	NR	850	0	NR	980	0	NR
465	76	NR	595	310	NR	725	13	NR	855	0	NR	985	0	NR
470	53	NR	600	307	NR	730	11	NR	860	0	NR	990	0	NR
475	39	NR	605	303	NR	735	9	NR	865	0	NR	995	0	NR
480	35	NR	610	331	NR	740	8	NR	870	0	NR	1000	0	NR
485	36	NR	615	353	NR	745	7	NR	875	0	NR			

REPORT NUMBER: SP1-2506-472-2

Scotopic Flux vs. Wavelength



Scotopic Lumens: NR

S/P: 1.27

λ (nm)	Power W [^] /nm	Lumens (ϕ /nm)	λ (nm)	Power W [^] /nm	Lumens (ϕ /nm)	λ (nm)	Power W [^] /nm	Lumens (ϕ /nm)	λ (nm)	Power W [^] /nm	Lumens (ϕ /nm)	λ (nm)	Power W [^] /nm	Lumens (ϕ /nm)
360	0	NR	490	43	NR	620	294	NR	750	6	NR	880	0	NR
365	0	NR	495	59	NR	625	294	NR	755	5	NR	885	0	NR
370	0	NR	500	81	NR	630	1000	NR	760	4	NR	890	0	NR
375	0	NR	505	109	NR	635	637	NR	765	4	NR	895	0	NR
380	0	NR	510	135	NR	640	175	NR	770	3	NR	900	0	NR
385	0	NR	515	160	NR	645	171	NR	775	3	NR	905	0	NR
390	1	NR	520	180	NR	650	146	NR	780	2	NR	910	0	NR
395	1	NR	525	195	NR	655	119	NR	785	2	NR	915	0	NR
400	2	NR	530	207	NR	660	99	NR	790	2	NR	920	0	NR
405	3	NR	535	218	NR	665	82	NR	795	2	NR	925	0	NR
410	5	NR	540	227	NR	670	76	NR	800	1	NR	930	0	NR
415	10	NR	545	237	NR	675	61	NR	805	1	NR	935	0	NR
420	20	NR	550	247	NR	680	52	NR	810	1	NR	940	0	NR
425	35	NR	555	259	NR	685	44	NR	815	1	NR	945	0	NR
430	58	NR	560	271	NR	690	38	NR	820	1	NR	950	0	NR
435	90	NR	565	283	NR	695	33	NR	825	1	NR	955	0	NR
440	135	NR	570	293	NR	700	27	NR	830	1	NR	960	0	NR
445	204	NR	575	303	NR	705	24	NR	835	1	NR	965	0	NR
450	233	NR	580	310	NR	710	20	NR	840	0	NR	970	0	NR
455	153	NR	585	313	NR	715	17	NR	845	0	NR	975	0	NR
460	98	NR	590	314	NR	720	15	NR	850	0	NR	980	0	NR
465	76	NR	595	310	NR	725	13	NR	855	0	NR	985	0	NR
470	53	NR	600	307	NR	730	11	NR	860	0	NR	990	0	NR
475	39	NR	605	303	NR	735	9	NR	865	0	NR	995	0	NR
480	35	NR	610	331	NR	740	8	NR	870	0	NR	1000	0	NR
485	36	NR	615	353	NR	745	7	NR	875	0	NR			

REPORT NUMBER: SP1-2506-472-2

Melanopic Flux vs. Wavelength



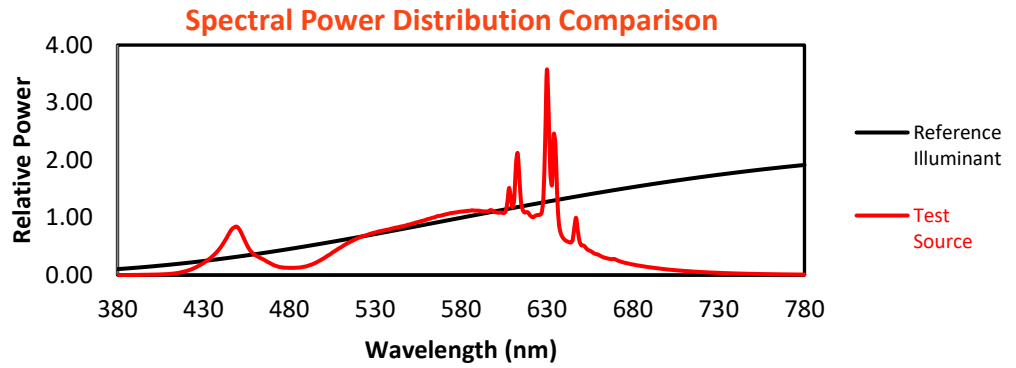
Melanopic Lumens: NR

M/P: 2.34

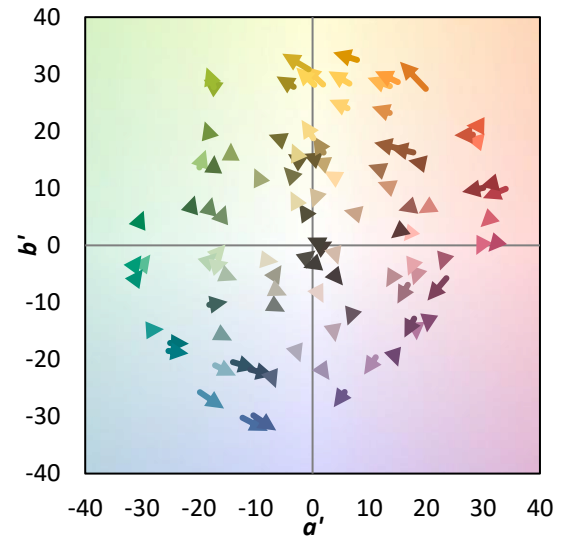
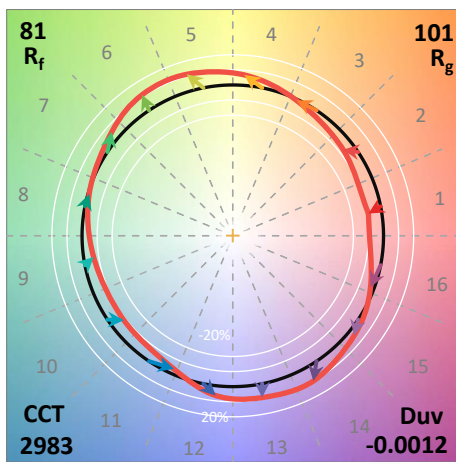
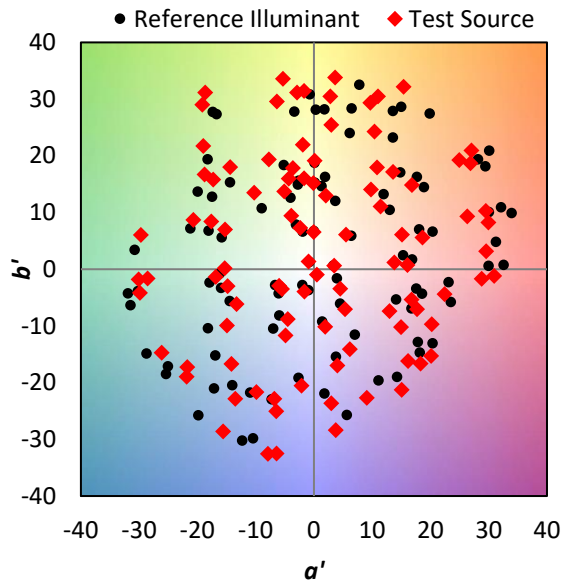
λ (nm)	Power W [^] /nm	Lumens (ϕ /nm)	λ (nm)	Power W [^] /nm	Lumens (ϕ /nm)	λ (nm)	Power W [^] /nm	Lumens (ϕ /nm)	λ (nm)	Power W [^] /nm	Lumens (ϕ /nm)	λ (nm)	Power W [^] /nm	Lumens (ϕ /nm)
360	0	NR	490	43	NR	620	294	NR	750	6	NR	880	0	NR
365	0	NR	495	59	NR	625	294	NR	755	5	NR	885	0	NR
370	0	NR	500	81	NR	630	1000	NR	760	4	NR	890	0	NR
375	0	NR	505	109	NR	635	637	NR	765	4	NR	895	0	NR
380	0	NR	510	135	NR	640	175	NR	770	3	NR	900	0	NR
385	0	NR	515	160	NR	645	171	NR	775	3	NR	905	0	NR
390	1	NR	520	180	NR	650	146	NR	780	2	NR	910	0	NR
395	1	NR	525	195	NR	655	119	NR	785	2	NR	915	0	NR
400	2	NR	530	207	NR	660	99	NR	790	2	NR	920	0	NR
405	3	NR	535	218	NR	665	82	NR	795	2	NR	925	0	NR
410	5	NR	540	227	NR	670	76	NR	800	1	NR	930	0	NR
415	10	NR	545	237	NR	675	61	NR	805	1	NR	935	0	NR
420	20	NR	550	247	NR	680	52	NR	810	1	NR	940	0	NR
425	35	NR	555	259	NR	685	44	NR	815	1	NR	945	0	NR
430	58	NR	560	271	NR	690	38	NR	820	1	NR	950	0	NR
435	90	NR	565	283	NR	695	33	NR	825	1	NR	955	0	NR
440	135	NR	570	293	NR	700	27	NR	830	1	NR	960	0	NR
445	204	NR	575	303	NR	705	24	NR	835	1	NR	965	0	NR
450	233	NR	580	310	NR	710	20	NR	840	0	NR	970	0	NR
455	153	NR	585	313	NR	715	17	NR	845	0	NR	975	0	NR
460	98	NR	590	314	NR	720	15	NR	850	0	NR	980	0	NR
465	76	NR	595	310	NR	725	13	NR	855	0	NR	985	0	NR
470	53	NR	600	307	NR	730	11	NR	860	0	NR	990	0	NR
475	39	NR	605	303	NR	735	9	NR	865	0	NR	995	0	NR
480	35	NR	610	331	NR	740	8	NR	870	0	NR	1000	0	NR
485	36	NR	615	353	NR	745	7	NR	875	0	NR			

Summary

$R_f = 81.2$
 $R_g = 101.5$
 CIE $R_a = 83.4$
 $R_9 = 29.4$



Color Vector Graphics



Individual Sample Fidelity Index ($R_{f,i}$)

CES01 = 86	CES26 = 71	CES51 = 89	CES76 = 65
CES02 = 63	CES27 = 89	CES52 = 89	CES77 = 82
CES03 = 31	CES28 = 86	CES53 = 80	CES78 = 67
CES04 = 70	CES29 = 68	CES54 = 92	CES79 = 89
CES05 = 50	CES30 = 77	CES55 = 90	CES80 = 85
CES06 = 51	CES31 = 70	CES56 = 81	CES81 = 75
CES07 = 43	CES32 = 64	CES57 = 79	CES82 = 93
CES08 = 41	CES33 = 74	CES58 = 81	CES83 = 89
CES09 = 29	CES34 = 76	CES59 = 92	CES84 = 91
CES10 = 76	CES35 = 87	CES60 = 96	CES85 = 81
CES11 = 59	CES36 = 99	CES61 = 91	CES86 = 74
CES12 = 65	CES37 = 81	CES62 = 93	CES87 = 83
CES13 = 44	CES38 = 83	CES63 = 79	CES88 = 86
CES14 = 74	CES39 = 94	CES64 = 81	CES89 = 74
CES15 = 72	CES40 = 89	CES65 = 78	CES90 = 85
CES16 = 48	CES41 = 88	CES66 = 76	CES91 = 87
CES17 = 50	CES42 = 80	CES67 = 74	CES92 = 73
CES18 = 57	CES43 = 75	CES68 = 79	CES93 = 84
CES19 = 72	CES44 = 99	CES69 = 83	CES94 = 64
CES20 = 67	CES45 = 83	CES70 = 72	CES95 = 80
CES21 = 87	CES46 = 82	CES71 = 70	CES96 = 86
CES22 = 79	CES47 = 79	CES72 = 90	CES97 = 85
CES23 = 92	CES48 = 78	CES73 = 65	CES98 = 83
CES24 = 91	CES49 = 79	CES74 = 94	CES99 = 82
CES25 = 72	CES50 = 88	CES75 = 70	



Color Rendition by Hue-Angle Bin



Measure Comparisons



(END OF REPORT)