

Cooper Lighting Solutions Photometric Lab  
1121 Highway 74 South  
Peachtree City, GA 30269



Scaled data based on original data using  
LM-79-2019 Approved Method: Electrical and Photometric Measurements of Solid-  
State Lighting Products

Test Report Prepared for  
Cooper Lighting Solutions

Brand: METALUX

Report Number: P1432562

Luminaire Tested: EHBR1-12-UNV-TASM-L835

Issue Date: 3/13/2026

**Test Information**

Test Method: LM-79-2019  
Report Number: P1432562  
TEST IS SCALED FROM IESNA LM-79-08 TEST DATA (G3-2601-654-4)  
Test Lab: INNOVATION CENTER  
Issue Date: 3/13/2026  
Manufacturer: COOPER LIGHTING SOLUTIONS  
Product Line: METALUX  
Catalog Number: EHBR1-12-UNV-TASM-L835  
Description: Elevate Round Highbay at, 12000 lumens, 3500K 80CRI LEDs with TASM lens  
Light Source: -  
Ballast/Driver: -

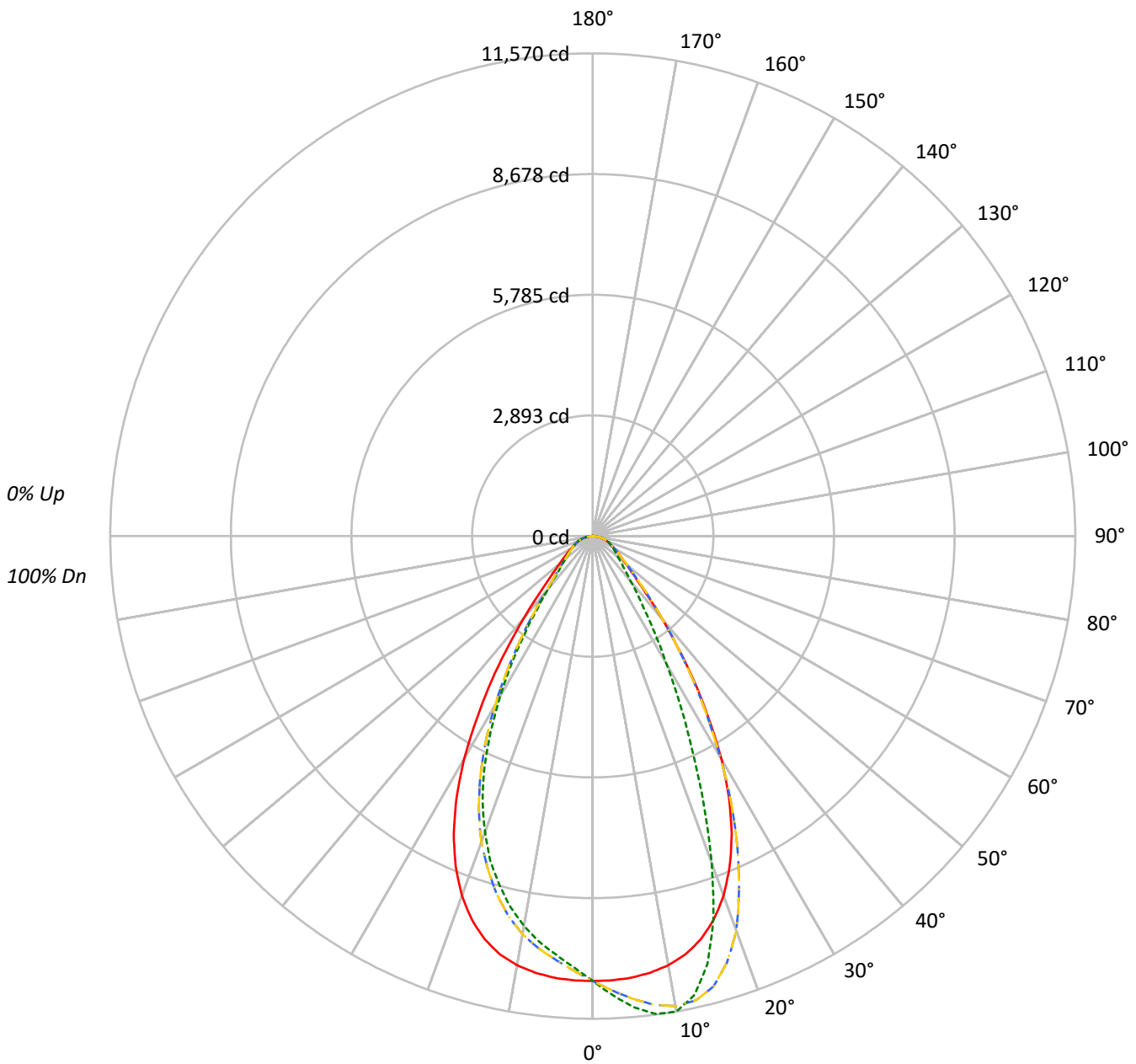
**Summary**

Lumens per Lamp: N/A  
Luminaire Lumens: 11922.6 lumens  
Efficiency: N/A  
Efficacy: 184.3 lumens/watt  
Spacing Criteria (0/90/45): 0.99 / 0.84 / 0.9  
Luminous Opening: Circular (Dia: 1.71' x H: 0')  
CIE Type: Direct

Input Watts (W): 64.7  
Input Voltage (V): NR  
Input Current (A<sub>in</sub>): NR  
Voltage Rise (V): NR  
Power Factor: NR  
Total Harmonic Distortion (THDi): NR  
Frequency (hertz): 60  
Stabilization Time: NR  
Operation Time: NR  
Ambient Temperature (°C): NR  
Test Distance: 24 FT

TEST NUMBER: P1432562  
CATALOG NUMBER: EHBR1-12-UNV-TASM-L835

### Luminous Intensity Polar Plot



— 0°-180°    - - 45°-225°    - · - · 90°-270°    - · - · 135°-315°



TEST NUMBER: P1432562  
 CATALOG NUMBER: EHBR1-12-UNV-TASM-L835

**COEFFICIENT OF UTILIZATION - ZONAL CAVITY METHOD:**

RF	20				20				20				20				20	
RC	80				70				50				30				10	0
RW	70	50	30	10	70	50	30	10	50	30	10	50	30	10	50	30	10	0
RCR																		
0	119	119	119	119	116	116	116	116	111	111	111	106	106	106	102	102	102	100
1	112	108	105	103	109	106	104	101	102	100	98	98	97	95	95	93	92	90
2	105	99	94	90	103	97	93	89	94	90	87	91	88	85	88	85	83	81
3	99	91	85	80	96	89	84	79	87	82	78	84	80	77	82	78	76	74
4	93	84	77	72	91	83	77	72	80	75	71	78	74	70	76	72	69	67
5	87	78	71	66	86	77	70	65	75	69	65	73	68	64	71	67	64	62
6	82	72	65	60	81	71	65	60	70	64	60	68	63	59	67	62	59	57
7	78	67	60	56	76	67	60	56	65	59	55	64	59	55	63	58	55	53
8	74	63	56	52	72	62	56	52	61	55	51	60	55	51	59	54	51	49
9	70	59	53	48	69	59	52	48	58	52	48	57	51	48	56	51	47	46
10	66	56	49	45	65	55	49	45	54	49	45	54	48	45	53	48	45	43

**AVERAGE LUMINANCE (cd/sqm):**

	0°	90°	180°	270°
0°	50073	50073	50073	50073
5°	50093	53440	50093	47493
10°	49803	55172	49803	45244
15°	48658	51618	48658	42076
20°	45827	41681	45827	37740
25°	40862	29093	40862	31862
30°	33444	19079	33444	24031
35°	24197	12464	24197	16138
40°	15798	8676	15798	10277
45°	10137	6796	10137	7406
50°	7628	5852	7628	6251
55°	6329	5417	6329	5607
60°	5592	5266	5592	5298
65°	5237	5216	5237	5195
70°	5156	5310	5156	5241
75°	5115	5449	5115	5285
80°	5000	5728	5000	5352
85°	4214	5324	4214	5076

**MAXIMUM LUMINANCE 45°-90°:**

Horizontal Angle: 22.5°  
 Vertical Angle: 45°  
 Luminance: 14252 cd/sqm



TEST NUMBER: P1432562  
 CATALOG NUMBER: EHBR1-12-UNV-TASM-L835

**ZONAL LUMENS:**

Zone	Lumens	% Fixture
0°-10°	1013.9	8.5
10°-20°	2758.3	23.1
20°-30°	3234.9	27.1
30°-40°	2249.7	18.9
40°-50°	1118.0	9.4
50°-60°	668.7	5.6
60°-70°	470.6	3.9
70°-80°	303.2	2.5
80°-90°	96.3	0.8
90°-100°	0.6	0.0
100°-110°	0.7	0.0
110°-120°	0.7	0.0
120°-130°	0.9	0.0
130°-140°	1.2	0.0
140°-150°	1.4	0.0
150°-160°	1.6	0.0
160°-170°	1.5	0.0
170°-180°	0.7	0.0
0°-30°	7007.1	58.8
0°-40°	9256.7	77.6
0°-60°	11043.4	92.6
0°-90°	11913.5	99.9
90°-120°	1.9	0.0
90°-150°	5.3	0.0
90°-180°	9.0	0.1
0°-180°	11922.6	100.0

**CANDELA DISTRIBUTION:**

	0°	90°	180°	270°	360°	Flux
0°	10663	10663	10663	10663	10663	
5°	10626	11336	10626	10075	10626	1008
15°	10008	10617	10008	8654	10008	2797
25°	7886	5615	7886	6149	7886	3570
35°	4221	2174	4221	2815	4221	2635
45°	1526	1023	1526	1115	1526	1249
55°	773	662	773	685	773	707
65°	471	469	471	468	471	473
75°	282	300	282	291	282	296
85°	78	99	78	94	78	87
90°	0	2	0	0	0	4
95°	0	2	0	0	0	0
105°	0	2	0	0	0	0
115°	1	2	1	0	1	1
125°	1	2	1	1	1	1
135°	2	2	2	1	2	1
145°	2	3	2	2	2	1
155°	3	4	3	4	3	1
165°	5	7	5	6	5	1
175°	7	9	7	7	7	1
180°	7	7	7	7	7	



TEST NUMBER: P1432562  
 CATALOG NUMBER: EHBR1-12-UNV-TASM-L835

**CANDELA DISTRIBUTION (FULL):**

	0°	22.5°	45°	67.5°	90°	112.5°	135°	157.5°	180°	202.5°	225°
0°	10662.7	10662.7	10662.7	10662.7	10662.7	10662.7	10662.7	10662.7	10662.7	10662.7	10662.7
2.5°	10656.5	10794.3	10905.8	10979.4	11015.8	10979.4	10905.8	10794.3	10656.5	10519.6	10425.4
5°	10626.4	10902.3	11136.1	11289.0	11336.4	11289.0	11136.1	10902.3	10626.4	10365.6	10192.7
7.5°	10554.2	10984.1	11331.4	11509.9	11553.5	11509.9	11331.4	10984.1	10554.2	10185.1	9966.6
10°	10444.0	11035.7	11437.0	11564.9	11570.1	11564.9	11437.0	11035.7	10444.0	9946.8	9689.1
12.5°	10268.3	11017.3	11401.6	11359.6	11264.2	11359.6	11401.6	11017.3	10268.3	9655.6	9330.5
15°	10008.4	10908.3	11177.4	10835.7	10617.2	10835.7	11177.4	10908.3	10008.4	9262.6	8885.5
17.5°	9642.0	10704.3	10709.6	10033.5	9621.3	10033.5	10709.6	10704.3	9642.0	8781.9	8366.7
20°	9170.0	10377.3	10065.3	8828.9	8340.4	8828.9	10065.3	10377.3	9170.0	8213.6	7806.2
22.5°	8578.2	9936.1	9168.2	7617.1	6950.6	7617.1	9168.2	9936.1	8578.2	7552.9	7128.7
25°	7886.0	9395.7	8203.1	6296.6	5614.8	6296.6	8203.1	9395.7	7886.0	6765.5	6382.0
27.5°	7071.8	8710.7	7175.4	5145.4	4516.3	5145.4	7175.4	8710.7	7071.8	5952.5	5560.8
30°	6167.5	7832.5	6105.9	4097.6	3518.4	4097.6	6105.9	7832.5	6167.5	5039.2	4688.5
32.5°	5154.9	6971.8	5078.8	3283.2	2792.6	3283.2	5078.8	6971.8	5154.9	4167.6	3801.1
35°	4220.8	5895.0	4152.6	2579.8	2174.2	2579.8	4152.6	5895.0	4220.8	3344.8	2985.0
37.5°	3312.4	4877.4	3310.3	2077.4	1763.5	2077.4	3310.3	4877.4	3312.4	2600.5	2308.3
40°	2577.1	3813.7	2593.7	1658.3	1415.2	1658.3	2593.7	3813.7	2577.1	1978.6	1791.7
42.5°	1952.6	2916.2	2038.6	1361.0	1202.1	1361.0	2038.6	2916.2	1952.6	1559.0	1419.0
45°	1526.3	2146.0	1592.0	1148.2	1023.3	1148.2	1592.0	2146.0	1526.3	1255.5	1161.4
47.5°	1243.1	1658.5	1290.2	984.9	897.4	984.9	1290.2	1658.5	1243.1	1061.9	991.5
50°	1044.1	1272.6	1071.3	859.7	801.0	859.7	1071.3	1272.6	1044.1	909.3	862.4
52.5°	897.0	1037.9	912.3	766.2	726.6	766.2	912.3	1037.9	897.0	795.6	766.4
55°	773.0	872.5	793.4	689.0	661.6	689.0	793.4	872.5	773.0	708.0	686.4
57.5°	678.8	740.2	689.0	623.2	605.0	623.2	689.0	740.2	678.8	630.0	618.4
60°	595.4	641.0	608.0	565.8	560.7	565.8	608.0	641.0	595.4	566.8	559.2
62.5°	531.2	560.0	537.6	514.2	509.7	514.2	537.6	560.0	531.2	509.3	510.6
65°	471.3	498.0	480.5	467.9	469.4	467.9	480.5	498.0	471.3	461.1	463.2
67.5°	424.9	438.9	431.2	424.1	425.9	424.1	431.2	438.9	424.9	414.8	418.2
70°	375.5	390.5	382.6	383.7	386.7	383.7	382.6	390.5	375.5	372.5	375.1
72.5°	328.3	339.9	337.3	339.7	342.9	339.7	337.3	339.9	328.3	327.9	328.1
75°	281.9	290.7	291.9	295.3	300.3	295.3	291.9	290.7	281.9	278.9	282.5
77.5°	231.4	241.4	245.1	249.7	257.2	249.7	245.1	241.4	231.4	233.3	235.2
80°	184.9	189.6	197.9	201.3	211.8	201.3	197.9	189.6	184.9	181.5	184.1
82.5°	135.4	139.5	146.7	153.1	159.1	153.1	146.7	139.5	135.4	133.7	133.9
85°	78.2	84.6	89.4	97.0	98.8	97.0	89.4	84.6	78.2	80.0	78.2
87.5°	27.3	29.4	33.6	36.6	36.8	36.6	33.6	29.4	27.3	28.0	25.4
90°	0.2	0.4	0.6	1.2	1.6	1.2	0.6	0.4	0.2	0.2	0.2
92.5°	0.2	0.4	0.6	1.2	1.6	1.2	0.6	0.4	0.2	0.2	0.2
95°	0.4	0.4	0.6	1.2	1.6	1.2	0.6	0.4	0.4	0.2	0.2
97.5°	0.4	0.4	0.6	1.2	1.6	1.2	0.6	0.4	0.4	0.2	0.2
100°	0.4	0.4	0.6	1.2	1.6	1.2	0.6	0.4	0.4	0.4	0.2
102.5°	0.4	0.6	0.8	1.4	1.6	1.4	0.8	0.6	0.4	0.4	0.2
105°	0.4	0.6	0.8	1.4	1.8	1.4	0.8	0.6	0.4	0.4	0.2
107.5°	0.4	0.6	0.8	1.4	1.8	1.4	0.8	0.6	0.4	0.4	0.4
110°	0.4	0.6	0.8	1.4	1.8	1.4	0.8	0.6	0.4	0.4	0.4



TEST NUMBER: P1432562  
 CATALOG NUMBER: EHBR1-12-UNV-TASM-L835

**CANDELA DISTRIBUTION (continued):**

	0°	22.5°	45°	67.5°	90°	112.5°	135°	157.5°	180°	202.5°	225°
112.5°	0.4	0.6	0.8	1.4	1.8	1.4	0.8	0.6	0.4	0.4	0.4
115°	0.6	0.6	0.8	1.4	1.8	1.4	0.8	0.6	0.6	0.4	0.4
117.5°	0.6	0.6	0.8	1.4	1.8	1.4	0.8	0.6	0.6	0.6	0.4
120°	0.6	0.6	1.0	1.4	1.8	1.4	1.0	0.6	0.6	0.6	0.4
122.5°	0.8	0.8	1.0	1.6	1.8	1.6	1.0	0.8	0.8	0.8	0.6
125°	0.8	0.8	1.2	1.6	2.0	1.6	1.2	0.8	0.8	1.0	0.8
127.5°	1.0	1.0	1.2	1.6	2.0	1.6	1.2	1.0	1.0	1.0	0.8
130°	1.2	1.0	1.2	1.8	2.0	1.8	1.2	1.0	1.2	1.2	1.0
132.5°	1.4	1.2	1.4	2.0	2.2	2.0	1.4	1.2	1.4	1.6	1.4
135°	1.6	1.2	1.6	1.8	2.2	1.8	1.6	1.2	1.6	1.8	1.4
137.5°	1.8	1.4	1.6	2.0	2.2	2.0	1.6	1.4	1.8	2.0	1.8
140°	2.0	1.6	1.6	2.0	2.4	2.0	1.6	1.6	2.0	2.0	2.0
142.5°	2.2	1.8	1.8	2.2	2.4	2.2	1.8	1.8	2.2	2.2	2.2
145°	2.4	2.2	2.0	2.2	2.6	2.2	2.0	2.2	2.4	2.2	2.4
147.5°	2.4	2.2	2.2	2.4	2.8	2.4	2.2	2.2	2.4	2.4	2.6
150°	2.6	2.6	2.4	2.6	3.0	2.6	2.4	2.6	2.6	2.6	2.8
152.5°	2.8	2.8	2.8	3.0	3.2	3.0	2.8	2.8	2.8	2.8	3.0
155°	3.2	3.2	3.2	3.4	3.6	3.4	3.2	3.2	3.2	3.0	3.4
157.5°	3.6	3.8	3.8	4.0	4.2	4.0	3.8	3.8	3.6	3.6	3.8
160°	4.4	4.4	4.6	4.8	5.0	4.8	4.6	4.4	4.4	4.2	4.4
162.5°	4.8	4.8	5.2	5.4	5.8	5.4	5.2	4.8	4.8	4.8	4.8
165°	5.4	5.4	5.8	6.2	6.6	6.2	5.8	5.4	5.4	5.2	5.2
167.5°	5.8	5.8	6.2	6.8	7.2	6.8	6.2	5.8	5.8	5.6	5.6
170°	6.0	6.2	6.6	7.2	7.6	7.2	6.6	6.2	6.0	6.0	5.8
172.5°	6.6	6.6	7.2	7.8	8.2	7.8	7.2	6.6	6.6	6.4	6.4
175°	7.0	7.2	7.6	8.2	8.6	8.2	7.6	7.2	7.0	6.8	6.8
177.5°	7.0	7.4	7.8	8.4	8.8	8.4	7.8	7.4	7.0	6.8	6.8
180°	7.4	7.4	7.4	7.4	7.4	7.4	7.4	7.4	7.4	7.4	7.4



TEST NUMBER: P1432562  
 CATALOG NUMBER: EHBR1-12-UNV-TASM-L835

**CANDELA DISTRIBUTION (continued):**

	247.5°	270°	292.5°	315°	337.5°	360°
0°	10662.7	10662.7	10662.7	10662.7	10662.7	10662.7
2.5°	10353.0	10346.2	10353.0	10425.4	10519.6	10656.5
5°	10112.5	10074.9	10112.5	10192.7	10365.6	10626.4
7.5°	9832.4	9810.6	9832.4	9966.6	10185.1	10554.2
10°	9537.5	9488.1	9537.5	9689.1	9946.8	10444.0
12.5°	9173.9	9108.6	9173.9	9330.5	9655.6	10268.3
15°	8711.7	8654.4	8711.7	8885.5	9262.6	10008.4
17.5°	8215.7	8163.7	8215.7	8366.7	8781.9	9642.0
20°	7592.6	7551.8	7592.6	7806.2	8213.6	9170.0
22.5°	6939.1	6900.8	6939.1	7128.7	7552.9	8578.2
25°	6170.1	6149.2	6170.1	6382.0	6765.5	7886.0
27.5°	5339.0	5303.7	5339.0	5560.8	5952.5	7071.8
30°	4490.1	4431.6	4490.1	4688.5	5039.2	6167.5
32.5°	3659.8	3617.6	3659.8	3801.1	4167.6	5154.9
35°	2857.2	2815.0	2857.2	2985.0	3344.8	4220.8
37.5°	2226.4	2151.8	2226.4	2308.3	2600.5	3312.4
40°	1688.6	1676.5	1688.6	1791.7	1978.6	2577.1
42.5°	1374.6	1342.0	1374.6	1419.0	1559.0	1952.6
45°	1127.9	1115.1	1127.9	1161.4	1255.5	1526.3
47.5°	969.9	975.5	969.9	991.5	1061.9	1243.1
50°	852.2	855.6	852.2	862.4	909.3	1044.1
52.5°	765.4	762.4	765.4	766.4	795.6	897.0
55°	688.6	684.8	688.6	686.4	708.0	773.0
57.5°	621.4	624.2	621.4	618.4	630.0	678.8
60°	561.5	564.1	561.5	559.2	566.8	595.4
62.5°	510.8	512.5	510.8	510.6	509.3	531.2
65°	465.7	467.5	465.7	463.2	461.1	471.3
67.5°	422.5	422.5	422.5	418.2	414.8	424.9
70°	381.9	381.7	381.9	375.1	372.5	375.5
72.5°	333.1	337.9	333.1	328.1	327.9	328.3
75°	285.7	291.3	285.7	282.5	278.9	281.9
77.5°	237.8	246.3	237.8	235.2	233.3	231.4
80°	188.5	197.9	188.5	184.1	181.5	184.9
82.5°	139.3	146.3	139.3	133.9	133.7	135.4
85°	83.0	94.2	83.0	78.2	80.0	78.2
87.5°	26.6	34.0	26.6	25.4	28.0	27.3
90°	0.2	0.2	0.2	0.2	0.2	0.2
92.5°	0.2	0.2	0.2	0.2	0.2	0.2
95°	0.2	0.2	0.2	0.2	0.2	0.4
97.5°	0.2	0.4	0.2	0.2	0.2	0.4
100°	0.2	0.4	0.2	0.2	0.4	0.4
102.5°	0.2	0.4	0.2	0.2	0.4	0.4
105°	0.2	0.4	0.2	0.2	0.4	0.4
107.5°	0.2	0.4	0.2	0.4	0.4	0.4
110°	0.2	0.4	0.2	0.4	0.4	0.4



TEST NUMBER: P1432562  
 CATALOG NUMBER: EHBR1-12-UNV-TASM-L835

**CANDELA DISTRIBUTION (continued):**

	247.5°	270°	292.5°	315°	337.5°	360°
112.5°	0.2	0.4	0.2	0.4	0.4	0.4
115°	0.2	0.4	0.2	0.4	0.4	0.6
117.5°	0.2	0.4	0.2	0.4	0.6	0.6
120°	0.2	0.4	0.2	0.4	0.6	0.6
122.5°	0.4	0.4	0.4	0.6	0.8	0.8
125°	0.4	0.6	0.4	0.8	1.0	0.8
127.5°	0.4	0.6	0.4	0.8	1.0	1.0
130°	0.6	0.6	0.6	1.0	1.2	1.2
132.5°	0.8	0.8	0.8	1.4	1.6	1.4
135°	1.0	0.8	1.0	1.4	1.8	1.6
137.5°	1.2	1.0	1.2	1.8	2.0	1.8
140°	1.6	1.4	1.6	2.0	2.0	2.0
142.5°	1.8	1.8	1.8	2.2	2.2	2.2
145°	2.2	2.2	2.2	2.4	2.2	2.4
147.5°	2.6	2.6	2.6	2.6	2.4	2.4
150°	3.0	3.0	3.0	2.8	2.6	2.6
152.5°	3.2	3.4	3.2	3.0	2.8	2.8
155°	3.6	3.8	3.6	3.4	3.0	3.2
157.5°	4.0	4.4	4.0	3.8	3.6	3.6
160°	4.6	4.8	4.6	4.4	4.2	4.4
162.5°	5.0	5.2	5.0	4.8	4.8	4.8
165°	5.4	5.6	5.4	5.2	5.2	5.4
167.5°	5.6	5.6	5.6	5.6	5.6	5.8
170°	5.8	6.0	5.8	5.8	6.0	6.0
172.5°	6.2	6.4	6.2	6.4	6.4	6.6
175°	6.6	6.8	6.6	6.8	6.8	7.0
177.5°	6.8	7.0	6.8	6.8	6.8	7.0
180°	7.4	7.4	7.4	7.4	7.4	7.4



TEST NUMBER: P1432562  
 CATALOG NUMBER: EHBR1-12-UNV-TASM-L835

**CIE UGR TABLE:**

Reflectances:											
Ceiling		0.7	0.7	0.5	0.5	0.3	0.7	0.7	0.5	0.5	0.3
Wall		0.5	0.3	0.5	0.3	0.3	0.5	0.3	0.5	0.3	0.3
Reference plane		0.2	0.2	0.2	0.2	0.2	0.2	0.2	0.2	0.2	0.2
Room dimensions		Viewed crosswise					Viewed endwise				
X=2H	Y=2H	15.25	16.45	15.61	16.77	17.09	14.57	15.77	14.93	16.09	16.40
	3H	16.89	17.96	17.27	18.29	18.66	16.52	17.59	16.90	17.92	18.29
	4H	17.59	18.59	18.00	18.95	19.33	17.38	18.38	17.78	18.73	19.12
	6H	18.16	19.08	18.58	19.46	19.85	18.13	19.05	18.54	19.42	19.82
	8H	18.37	19.24	18.80	19.63	20.04	18.42	19.28	18.85	19.68	20.09
	12H	18.49	19.32	18.92	19.71	20.14	18.61	19.44	19.05	19.83	20.26
4H	2H	15.71	16.71	16.12	17.06	17.45	15.20	16.20	15.60	16.55	16.94
	3H	17.62	18.44	18.03	18.85	19.26	17.37	18.20	17.79	18.60	19.01
	4H	18.48	19.22	18.91	19.64	20.09	18.37	19.11	18.81	19.53	19.98
	6H	19.20	19.84	19.67	20.29	20.76	19.27	19.90	19.73	20.35	20.82
	8H	19.46	20.05	19.93	20.50	20.98	19.61	20.21	20.08	20.66	21.13
	12H	19.63	20.15	20.12	20.64	21.11	19.86	20.38	20.35	20.87	21.35
8H	4H	18.79	19.38	19.26	19.83	20.31	18.71	19.31	19.18	19.76	20.23
	6H	19.66	20.15	20.17	20.65	21.13	19.76	20.25	20.27	20.75	21.23
	8H	20.01	20.45	20.54	20.96	21.46	20.21	20.64	20.74	21.16	21.66
	12H	20.27	20.65	20.79	21.15	21.72	20.57	20.95	21.09	21.44	22.02
12H	4H	18.82	19.34	19.30	19.82	20.30	18.74	19.26	19.23	19.75	20.23
	6H	19.73	20.17	20.26	20.68	21.18	19.84	20.27	20.36	20.79	21.28
	8H	20.15	20.53	20.67	21.02	21.60	20.35	20.73	20.87	21.23	21.80

LM-79-2019: Approved Method: Electrical and Photometric Measurements of Solid-State Lighting Products

Report Prepared for

Cooper Lighting Solutions

Metalux

Report Number: SP1-2506-472-3

Test Date: 07/31/2025

Luminaire Tested: EHBR-60-L835-N

Data in this report applies to families of products including EHBR-60-L835-N

**Test Information**

Test Method: LM-79-2019  
 Report Number: SP1-2506-472-3  
 Test Lab: COOPER LIGHTING SOLUTIONS  
 Photometer: SP1 - 76IN SPHERE  
 Measurement Geometry: 4π  
 Issue Date: 08/05/2025  
 Manufacturer: COOPER LIGHTING SOLUTIONS  
 Product Line: Metalux  
 Catalog Number: **EHBR-60-L835-N**  
 Description: Elevate Round Highbay at, 60000 lumens, 3500K 80CRI LEDs with N lens

**Spectral Parameters**

CCT (K): 3468  
 CIE u': 0.2375  
 CIE v': 0.5091  
 Duv: -0.0021  
 CIE x: 0.4049  
 CIE y: 0.3856  
 CIE z: 0.2095  
 Peak Wavelength (nm): 630  
 Dominant Wavelength (nm): 581  
 Purity: 37.24544  
 R<sub>f</sub>: 80.1  
 R<sub>g</sub>: 101

CRI (Ra):	82.1		
R1:	82.9	R9:	27.6
R2:	85.6	R10:	63.8
R3:	85.9	R11:	81.2
R4:	82.8	R12:	57.2
R5:	81.0	R13:	82.6
R6:	79.7	R14:	91.0
R7:	86.5	R15:	79.4
R8:	72.1		



**Test Conditions**

Stabilization Time: 39M  
 Operation Time: 1H 39M  
 Sphere Temperature (°C): 25.0

REPORT NUMBER: SP1-2506-472-3

Measurement and Test Equipment			
Instrument	Identification Number	Calibration Date	Calibration Due Date
Photometer	76INCH SPHERE IN0058	6/16/2025	12/16/2025
Power Meter	XITRON INXT2011004	1/21/2025	1/21/2026
AC Power Source	CHROMA 61603 IN0063	10/22/2024	10/22/2025
DC Power Source	AGILENT E3634A IN0208	10/22/2024	10/22/2025
Sphere Thermometer	ONSET IN0085	10/22/2024	10/22/2025
Room Thermometer	ONSET IN0046	10/22/2024	10/22/2025

REPORT NUMBER: SP1-2506-472-3

CIE 1931 Chromaticity Diagram



CIE 1931 Chromaticity Diagram with 2017 ANSI 7-Step and 4-Step Quadrangles



Point lies inside the ANSI 3500K 4-step quadrangle

REPORT NUMBER: SP1-2506-472-3

**Photopic Flux vs. Wavelength**

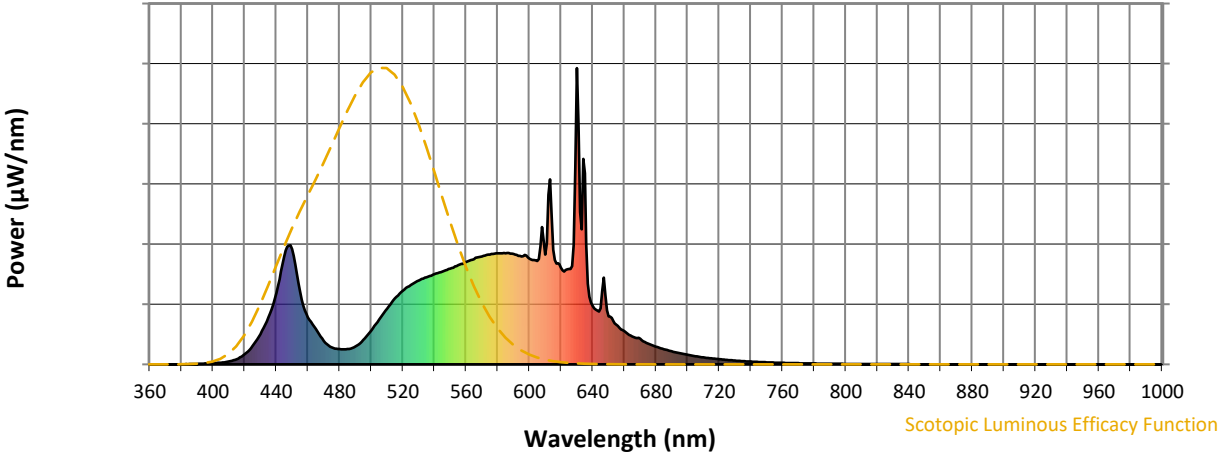


**Photopic Lumens: NR**

λ (nm)	Power W <sup>^</sup> /nm	Lumens (φ/nm)	λ (nm)	Power W <sup>^</sup> /nm	Lumens (φ/nm)	λ (nm)	Power W <sup>^</sup> /nm	Lumens (φ/nm)	λ (nm)	Power W <sup>^</sup> /nm	Lumens (φ/nm)	λ (nm)	Power W <sup>^</sup> /nm	Lumens (φ/nm)
360	0	NR	490	60	NR	620	327	NR	750	7	NR	880	0	NR
365	0	NR	495	82	NR	625	322	NR	755	6	NR	885	0	NR
370	0	NR	500	114	NR	630	1000	NR	760	5	NR	890	0	NR
375	0	NR	505	152	NR	635	645	NR	765	4	NR	895	0	NR
380	0	NR	510	189	NR	640	197	NR	770	4	NR	900	0	NR
385	1	NR	515	222	NR	645	189	NR	775	3	NR	905	0	NR
390	2	NR	520	248	NR	650	163	NR	780	3	NR	910	0	NR
395	3	NR	525	268	NR	655	134	NR	785	2	NR	915	0	NR
400	4	NR	530	283	NR	660	113	NR	790	2	NR	920	0	NR
405	6	NR	535	294	NR	665	94	NR	795	2	NR	925	0	NR
410	9	NR	540	305	NR	670	87	NR	800	2	NR	930	0	NR
415	18	NR	545	314	NR	675	70	NR	805	1	NR	935	0	NR
420	34	NR	550	323	NR	680	60	NR	810	1	NR	940	0	NR
425	62	NR	555	335	NR	685	51	NR	815	1	NR	945	0	NR
430	102	NR	560	346	NR	690	44	NR	820	1	NR	950	0	NR
435	159	NR	565	356	NR	695	38	NR	825	1	NR	955	0	NR
440	241	NR	570	364	NR	700	32	NR	830	1	NR	960	0	NR
445	363	NR	575	371	NR	705	28	NR	835	1	NR	965	0	NR
450	389	NR	580	375	NR	710	24	NR	840	1	NR	970	0	NR
455	245	NR	585	375	NR	715	20	NR	845	0	NR	975	0	NR
460	158	NR	590	373	NR	720	17	NR	850	0	NR	980	0	NR
465	120	NR	595	364	NR	725	15	NR	855	0	NR	985	0	NR
470	79	NR	600	357	NR	730	13	NR	860	0	NR	990	0	NR
475	57	NR	605	349	NR	735	11	NR	865	0	NR	995	0	NR
480	51	NR	610	371	NR	740	9	NR	870	0	NR	1000	0	NR
485	51	NR	615	387	NR	745	8	NR	875	0	NR			

REPORT NUMBER: SP1-2506-472-3

Scotopic Flux vs. Wavelength



Scotopic Lumens: NR S/P: 1.43

λ (nm)	Power W <sup>^</sup> /nm	Lumens (φ/nm)	λ (nm)	Power W <sup>^</sup> /nm	Lumens (φ/nm)	λ (nm)	Power W <sup>^</sup> /nm	Lumens (φ/nm)	λ (nm)	Power W <sup>^</sup> /nm	Lumens (φ/nm)	λ (nm)	Power W <sup>^</sup> /nm	Lumens (φ/nm)
360	0	NR	490	60	NR	620	327	NR	750	7	NR	880	0	NR
365	0	NR	495	82	NR	625	322	NR	755	6	NR	885	0	NR
370	0	NR	500	114	NR	630	1000	NR	760	5	NR	890	0	NR
375	0	NR	505	152	NR	635	645	NR	765	4	NR	895	0	NR
380	0	NR	510	189	NR	640	197	NR	770	4	NR	900	0	NR
385	1	NR	515	222	NR	645	189	NR	775	3	NR	905	0	NR
390	2	NR	520	248	NR	650	163	NR	780	3	NR	910	0	NR
395	3	NR	525	268	NR	655	134	NR	785	2	NR	915	0	NR
400	4	NR	530	283	NR	660	113	NR	790	2	NR	920	0	NR
405	6	NR	535	294	NR	665	94	NR	795	2	NR	925	0	NR
410	9	NR	540	305	NR	670	87	NR	800	2	NR	930	0	NR
415	18	NR	545	314	NR	675	70	NR	805	1	NR	935	0	NR
420	34	NR	550	323	NR	680	60	NR	810	1	NR	940	0	NR
425	62	NR	555	335	NR	685	51	NR	815	1	NR	945	0	NR
430	102	NR	560	346	NR	690	44	NR	820	1	NR	950	0	NR
435	159	NR	565	356	NR	695	38	NR	825	1	NR	955	0	NR
440	241	NR	570	364	NR	700	32	NR	830	1	NR	960	0	NR
445	363	NR	575	371	NR	705	28	NR	835	1	NR	965	0	NR
450	389	NR	580	375	NR	710	24	NR	840	1	NR	970	0	NR
455	245	NR	585	375	NR	715	20	NR	845	0	NR	975	0	NR
460	158	NR	590	373	NR	720	17	NR	850	0	NR	980	0	NR
465	120	NR	595	364	NR	725	15	NR	855	0	NR	985	0	NR
470	79	NR	600	357	NR	730	13	NR	860	0	NR	990	0	NR
475	57	NR	605	349	NR	735	11	NR	865	0	NR	995	0	NR
480	51	NR	610	371	NR	740	9	NR	870	0	NR	1000	0	NR
485	51	NR	615	387	NR	745	8	NR	875	0	NR			

REPORT NUMBER: SP1-2506-472-3

**Melanopic Flux vs. Wavelength**



**Melanopic Lumens: NR**

**M/P: 2.75**

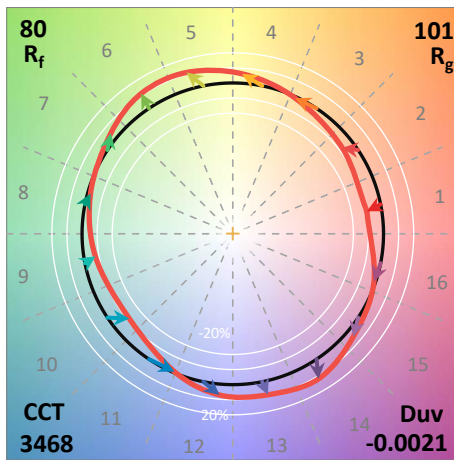
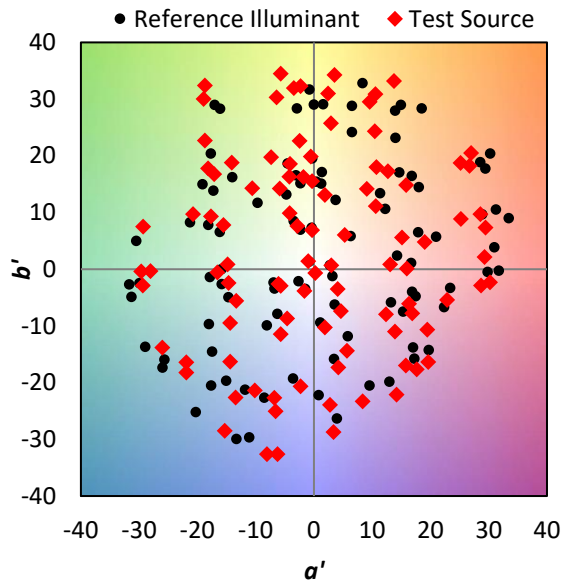
λ (nm)	Power W <sup>^</sup> /nm	Lumens (φ/nm)	λ (nm)	Power W <sup>^</sup> /nm	Lumens (φ/nm)	λ (nm)	Power W <sup>^</sup> /nm	Lumens (φ/nm)	λ (nm)	Power W <sup>^</sup> /nm	Lumens (φ/nm)	λ (nm)	Power W <sup>^</sup> /nm	Lumens (φ/nm)
360	0	NR	490	60	NR	620	327	NR	750	7	NR	880	0	NR
365	0	NR	495	82	NR	625	322	NR	755	6	NR	885	0	NR
370	0	NR	500	114	NR	630	1000	NR	760	5	NR	890	0	NR
375	0	NR	505	152	NR	635	645	NR	765	4	NR	895	0	NR
380	0	NR	510	189	NR	640	197	NR	770	4	NR	900	0	NR
385	1	NR	515	222	NR	645	189	NR	775	3	NR	905	0	NR
390	2	NR	520	248	NR	650	163	NR	780	3	NR	910	0	NR
395	3	NR	525	268	NR	655	134	NR	785	2	NR	915	0	NR
400	4	NR	530	283	NR	660	113	NR	790	2	NR	920	0	NR
405	6	NR	535	294	NR	665	94	NR	795	2	NR	925	0	NR
410	9	NR	540	305	NR	670	87	NR	800	2	NR	930	0	NR
415	18	NR	545	314	NR	675	70	NR	805	1	NR	935	0	NR
420	34	NR	550	323	NR	680	60	NR	810	1	NR	940	0	NR
425	62	NR	555	335	NR	685	51	NR	815	1	NR	945	0	NR
430	102	NR	560	346	NR	690	44	NR	820	1	NR	950	0	NR
435	159	NR	565	356	NR	695	38	NR	825	1	NR	955	0	NR
440	241	NR	570	364	NR	700	32	NR	830	1	NR	960	0	NR
445	363	NR	575	371	NR	705	28	NR	835	1	NR	965	0	NR
450	389	NR	580	375	NR	710	24	NR	840	1	NR	970	0	NR
455	245	NR	585	375	NR	715	20	NR	845	0	NR	975	0	NR
460	158	NR	590	373	NR	720	17	NR	850	0	NR	980	0	NR
465	120	NR	595	364	NR	725	15	NR	855	0	NR	985	0	NR
470	79	NR	600	357	NR	730	13	NR	860	0	NR	990	0	NR
475	57	NR	605	349	NR	735	11	NR	865	0	NR	995	0	NR
480	51	NR	610	371	NR	740	9	NR	870	0	NR	1000	0	NR
485	51	NR	615	387	NR	745	8	NR	875	0	NR			

**Summary**

$R_f = 80.1$   
 $R_g = 101$   
 $CIE R_a = 82.1$   
 $R_9 = 27.6$

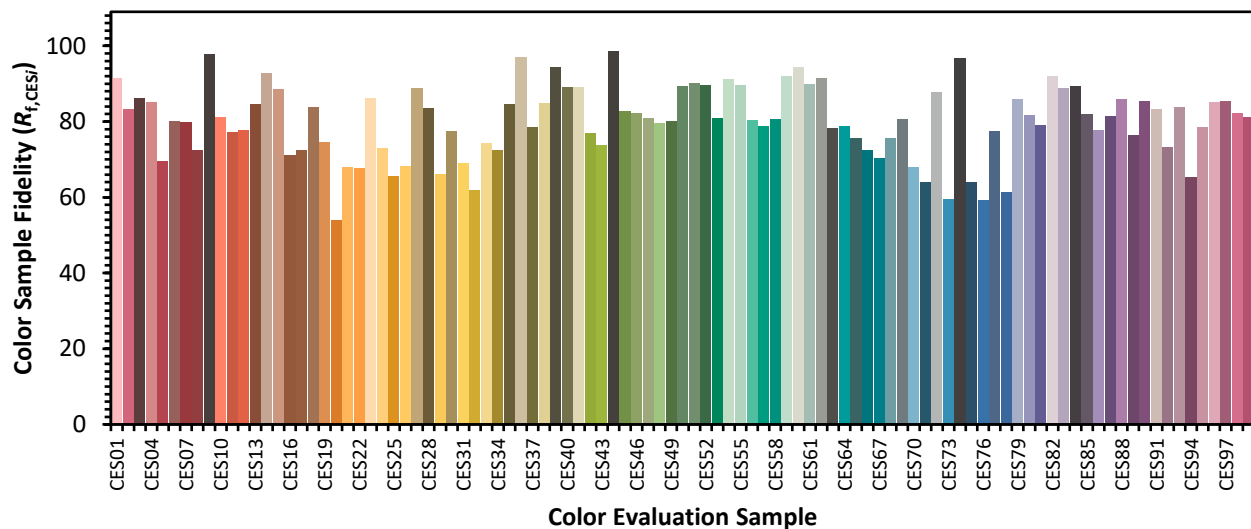


**Color Vector Graphics**

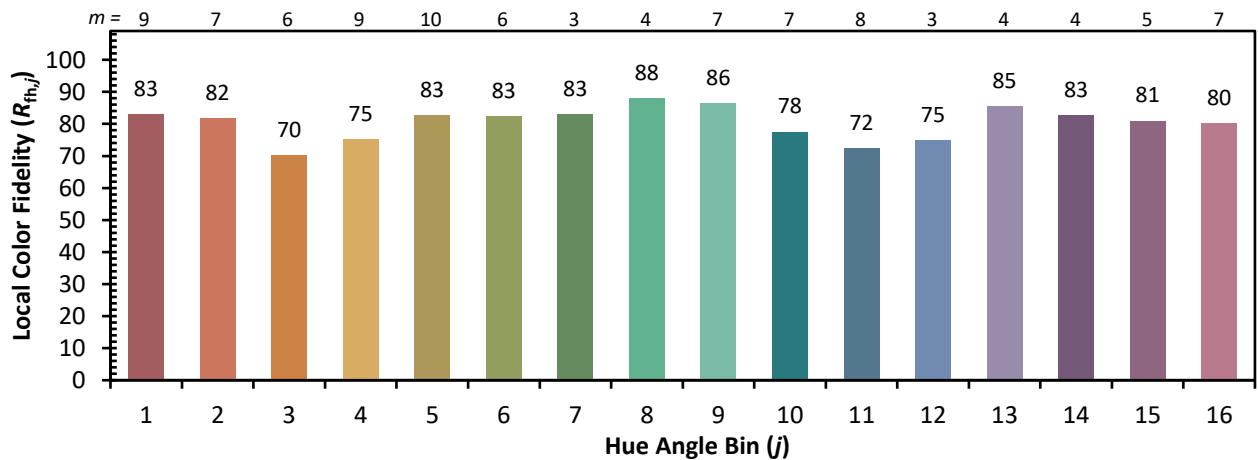


**Individual Sample Fidelity Index ( $R_{f,i}$ )**

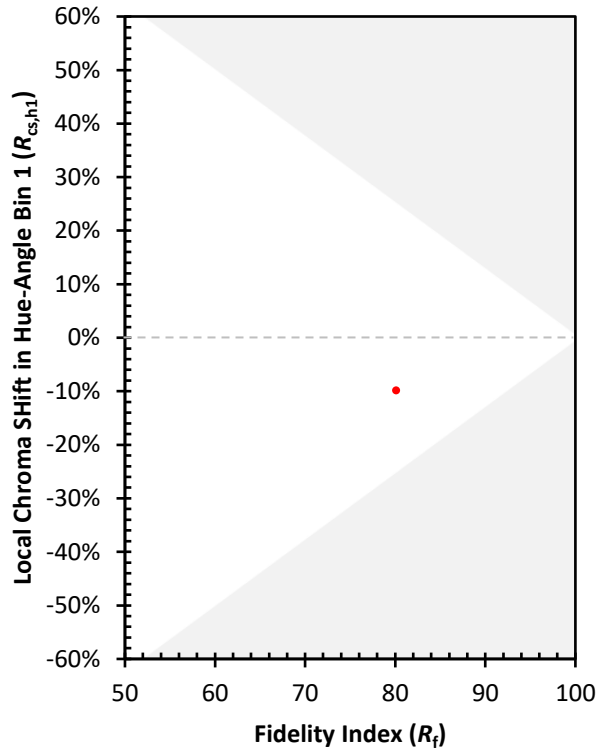
CES01 = 86	CES26 = 68	CES51 = 90	CES76 = 59
CES02 = 62	CES27 = 89	CES52 = 90	CES77 = 78
CES03 = 31	CES28 = 84	CES53 = 81	CES78 = 61
CES04 = 70	CES29 = 66	CES54 = 91	CES79 = 86
CES05 = 49	CES30 = 77	CES55 = 90	CES80 = 82
CES06 = 51	CES31 = 69	CES56 = 80	CES81 = 79
CES07 = 42	CES32 = 62	CES57 = 79	CES82 = 92
CES08 = 41	CES33 = 74	CES58 = 81	CES83 = 89
CES09 = 29	CES34 = 72	CES59 = 92	CES84 = 89
CES10 = 75	CES35 = 85	CES60 = 94	CES85 = 82
CES11 = 58	CES36 = 97	CES61 = 90	CES86 = 78
CES12 = 64	CES37 = 79	CES62 = 92	CES87 = 82
CES13 = 43	CES38 = 85	CES63 = 78	CES88 = 86
CES14 = 74	CES39 = 94	CES64 = 79	CES89 = 76
CES15 = 71	CES40 = 89	CES65 = 76	CES90 = 85
CES16 = 47	CES41 = 89	CES66 = 73	CES91 = 83
CES17 = 49	CES42 = 77	CES67 = 70	CES92 = 73
CES18 = 56	CES43 = 74	CES68 = 76	CES93 = 84
CES19 = 72	CES44 = 99	CES69 = 81	CES94 = 65
CES20 = 66	CES45 = 83	CES70 = 68	CES95 = 79
CES21 = 86	CES46 = 82	CES71 = 64	CES96 = 85
CES22 = 78	CES47 = 81	CES72 = 88	CES97 = 85
CES23 = 92	CES48 = 80	CES73 = 60	CES98 = 82
CES24 = 91	CES49 = 80	CES74 = 97	CES99 = 81
CES25 = 72	CES50 = 89	CES75 = 64	



Color Rendition by Hue-Angle Bin



Measure Comparisons



(END OF REPORT)