

Cooper Lighting Solutions Photometric Lab
1121 Highway 74 South
Peachtree City, GA 30269



Scaled data based on original data using
LM-79-2019 Approved Method: Electrical and Photometric Measurements of Solid-
State Lighting Products

Test Report Prepared for
Cooper Lighting Solutions

Brand: METALUX

Report Number: P1432658

Luminaire Tested: EHBR1-30-UNV-TASM-L835

Issue Date: 3/13/2026

Test Information

Test Method: LM-79-2019
Report Number: P1432658
TEST IS SCALED FROM IESNA LM-79-08 TEST DATA (G3-2601-654-4)
Test Lab: INNOVATION CENTER
Issue Date: 3/13/2026
Manufacturer: COOPER LIGHTING SOLUTIONS
Product Line: METALUX
Catalog Number: EHBR1-30-UNV-TASM-L835
Description: Elevate Round Highbay at, 30000 lumens, 3500K 80CRI LEDs with TASM lens
Light Source: -
Ballast/Driver: -

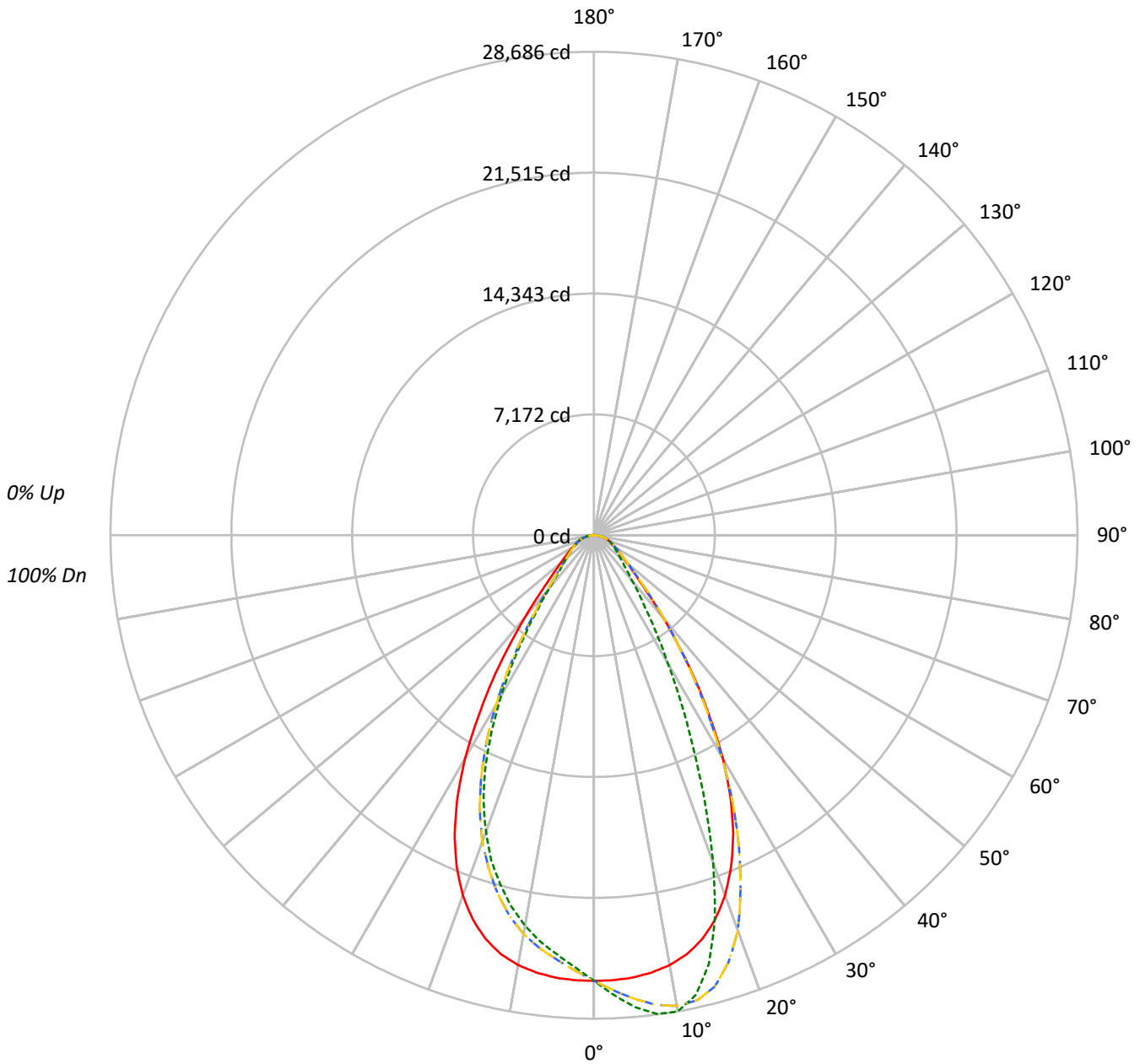
Summary

Lumens per Lamp: N/A
Luminaire Lumens: 29559.7 lumens
Efficiency: N/A
Efficacy: 185.0 lumens/watt
Spacing Criteria (0/90/45): 0.99 / 0.84 / 0.9
Luminous Opening: Circular (Dia: 1.71' x H: 0')
CIE Type: Direct

Input Watts (W): 159.8
Input Voltage (V): NR
Input Current (Ain): NR
Voltage Rise (V): NR
Power Factor: NR
Total Harmonic Distortion (THDi): NR
Frequency (hertz): 60
Stabilization Time: NR
Operation Time: NR
Ambient Temperature (°C): NR
Test Distance: 24 FT

TEST NUMBER: P1432658
CATALOG NUMBER: EHBR1-30-UNV-TASM-L835

Luminous Intensity Polar Plot



— 0°-180° - - 45°-225° - - - 90°-270° - · - 135°-315°



TEST NUMBER: P1432658
 CATALOG NUMBER: EHBR1-30-UNV-TASM-L835

COEFFICIENT OF UTILIZATION - ZONAL CAVITY METHOD:

RF	20				20				20				20				20				
RC	80				70				50				30				10			0	
RW	70	50	30	10	70	50	30	10	50	30	10	50	30	10	50	30	10	50	30	10	0
RCR																					
0	119	119	119	119	116	116	116	116	111	111	111	106	106	106	102	102	102	102	102	102	100
1	112	108	105	103	109	106	104	101	102	100	98	98	97	95	95	93	92	92	92	92	90
2	105	99	94	90	103	97	93	89	94	90	87	91	88	85	88	85	83	83	83	83	81
3	99	91	85	80	96	89	84	79	87	82	78	84	80	77	82	78	76	76	76	76	74
4	93	84	77	72	91	83	77	72	80	75	71	78	74	70	76	72	69	69	69	69	67
5	87	78	71	66	86	77	70	65	75	69	65	73	68	64	71	67	64	64	64	64	62
6	82	72	65	60	81	71	65	60	70	64	60	68	63	59	67	62	59	59	59	59	57
7	78	67	60	56	76	67	60	56	65	59	55	64	59	55	63	58	55	55	55	55	53
8	74	63	56	52	72	62	56	52	61	55	51	60	55	51	59	54	51	51	51	51	49
9	70	59	53	48	69	59	52	48	58	52	48	57	51	48	56	51	47	47	47	47	46
10	66	56	49	45	65	55	49	45	54	49	45	54	48	45	53	48	45	45	45	45	43

AVERAGE LUMINANCE (cd/sqm):

	0°	90°	180°	270°
0°	124146	124146	124146	124146
5°	124196	132494	124196	117751
10°	123476	136789	123476	112174
15°	120638	127977	120638	104317
20°	113618	103340	113618	93569
25°	101308	72132	101308	78997
30°	82917	47302	82917	59578
35°	59992	30902	59992	40011
40°	39168	21509	39168	25481
45°	25133	16850	25133	18360
50°	18912	14509	18912	15496
55°	15690	13431	15690	13901
60°	13866	13055	13866	13134
65°	12983	12933	12983	12879
70°	12782	13165	12782	12993
75°	12683	13508	12683	13104
80°	12402	14198	12402	13273
85°	10442	13196	10442	12581

MAXIMUM LUMINANCE 45°-90°:

Horizontal Angle: 22.5°
 Vertical Angle: 45°
 Luminance: 35335 cd/sqm



TEST NUMBER: P1432658
 CATALOG NUMBER: EHBR1-30-UNV-TASM-L835

ZONAL LUMENS:

Zone	Lumens	% Fixture
0°-10°	2513.7	8.5
10°-20°	6838.6	23.1
20°-30°	8020.3	27.1
30°-40°	5577.6	18.9
40°-50°	2771.8	9.4
50°-60°	1657.8	5.6
60°-70°	1166.9	3.9
70°-80°	751.7	2.5
80°-90°	238.7	0.8
90°-100°	1.4	0.0
100°-110°	1.7	0.0
110°-120°	1.7	0.0
120°-130°	2.1	0.0
130°-140°	2.9	0.0
140°-150°	3.5	0.0
150°-160°	3.9	0.0
160°-170°	3.8	0.0
170°-180°	1.6	0.0
0°-30°	17372.6	58.8
0°-40°	22950.2	77.6
0°-60°	27379.8	92.6
0°-90°	29537.1	99.9
90°-120°	4.8	0.0
90°-150°	13.3	0.0
90°-180°	23.0	0.1
0°-180°	29559.7	100.0

CANDELA DISTRIBUTION:

	0°	90°	180°	270°	360°	Flux
0°	26436	26436	26436	26436	26436	
5°	26346	28106	26346	24979	26346	2500
15°	24814	26323	24814	21457	24814	6935
25°	19552	13921	19552	15246	19552	8852
35°	10465	5390	10465	6979	10465	6533
45°	3784	2537	3784	2765	3784	3097
55°	1916	1640	1916	1698	1916	1752
65°	1168	1164	1168	1159	1168	1173
75°	699	744	699	722	699	734
85°	194	245	194	234	194	216
90°	0	4	0	0	0	10
95°	1	4	1	0	1	1
105°	1	4	1	1	1	1
115°	2	4	2	1	2	1
125°	2	5	2	2	2	2
135°	4	5	4	2	4	3
145°	6	6	6	5	6	4
155°	8	9	8	9	8	4
165°	13	16	13	14	13	4
175°	17	21	17	17	17	2
180°	18	18	18	18	18	



TEST NUMBER: P1432658
 CATALOG NUMBER: EHBR1-30-UNV-TASM-L835

CANDELA DISTRIBUTION (FULL):

	0°	22.5°	45°	67.5°	90°	112.5°	135°	157.5°	180°	202.5°	225°
0°	26436.1	26436.1	26436.1	26436.1	26436.1	26436.1	26436.1	26436.1	26436.1	26436.1	26436.1
2.5°	26420.8	26762.3	27039.0	27221.4	27311.6	27221.4	27039.0	26762.3	26420.8	26081.2	25847.7
5°	26346.0	27030.1	27609.6	27988.7	28106.3	27988.7	27609.6	27030.1	26346.0	25699.5	25270.7
7.5°	26167.0	27232.8	28093.9	28536.5	28644.6	28536.5	28093.9	27232.8	26167.0	25251.9	24710.1
10°	25893.9	27360.7	28355.6	28672.9	28685.8	28672.9	28355.6	27360.7	25893.9	24661.0	24022.0
12.5°	25458.1	27315.1	28267.8	28163.8	27927.3	28163.8	28267.8	27315.1	25458.1	23939.2	23133.2
15°	24813.7	27044.9	27712.2	26864.9	26323.2	26864.9	27712.2	27044.9	24813.7	22964.7	22029.8
17.5°	23905.5	26539.3	26552.2	24876.2	23854.0	24876.2	26552.2	26539.3	23905.5	21773.0	20743.4
20°	22735.1	25728.2	24955.0	21889.5	20678.4	21889.5	24955.0	25728.2	22735.1	20364.1	19353.9
22.5°	21267.8	24634.7	22730.7	18884.9	17232.6	18884.9	22730.7	24634.7	21267.8	18725.8	17674.3
25°	19551.7	23294.8	20337.8	15611.2	13920.8	15611.2	20337.8	23294.8	19551.7	16773.7	15822.9
27.5°	17533.0	21596.5	17789.8	12756.8	11197.3	12756.8	17789.8	21596.5	17533.0	14758.0	13786.9
30°	15291.0	19419.3	15138.2	10159.3	8723.1	10159.3	15138.2	19419.3	15291.0	12493.5	11624.1
32.5°	12780.6	17285.2	12591.8	8140.2	6923.7	8140.2	12591.8	17285.2	12780.6	10332.7	9424.1
35°	10464.6	14615.3	10295.6	6396.3	5390.4	6396.3	10295.6	14615.3	10464.6	8292.9	7400.5
37.5°	8212.6	12092.6	8207.1	5150.5	4372.2	5150.5	8207.1	12092.6	8212.6	6447.3	5723.0
40°	6389.3	9455.4	6430.4	4111.5	3508.7	4111.5	6430.4	9455.4	6389.3	4905.7	4442.1
42.5°	4841.2	7230.1	5054.3	3374.4	2980.3	3374.4	5054.3	7230.1	4841.2	3865.1	3518.1
45°	3784.3	5320.5	3946.9	2846.9	2537.1	2846.9	3946.9	5320.5	3784.3	3112.6	2879.7
47.5°	3081.8	4112.0	3198.9	2441.9	2224.8	2441.9	3198.9	4112.0	3081.8	2632.8	2458.3
50°	2588.6	3155.2	2656.0	2131.6	1985.9	2131.6	2656.0	3155.2	2588.6	2254.6	2138.0
52.5°	2223.8	2573.3	2261.9	1899.6	1801.4	1899.6	2261.9	2573.3	2223.8	1972.5	1900.0
55°	1916.4	2163.3	1967.1	1708.2	1640.4	1708.2	1967.1	2163.3	1916.4	1755.4	1701.8
57.5°	1682.9	1835.2	1708.2	1545.1	1500.0	1545.1	1708.2	1835.2	1682.9	1562.0	1533.3
60°	1476.3	1589.3	1507.5	1402.9	1390.0	1402.9	1507.5	1589.3	1476.3	1405.4	1386.5
62.5°	1317.2	1388.5	1333.0	1275.0	1263.6	1275.0	1333.0	1388.5	1317.2	1262.6	1266.1
65°	1168.4	1234.8	1191.2	1160.0	1163.9	1160.0	1191.2	1234.8	1168.4	1143.1	1148.6
67.5°	1053.4	1088.1	1069.3	1051.5	1055.9	1051.5	1069.3	1088.1	1053.4	1028.6	1037.0
70°	930.9	968.2	948.8	951.3	958.8	951.3	948.8	968.2	930.9	923.6	930.0
72.5°	814.0	842.7	836.3	842.2	850.1	842.2	836.3	842.7	814.0	813.0	813.5
75°	699.0	720.8	723.8	732.1	744.5	732.1	723.8	720.8	699.0	691.5	700.4
77.5°	573.6	598.3	607.7	619.2	637.5	619.2	607.7	598.3	573.6	578.5	583.0
80°	458.6	469.9	490.8	499.2	525.0	499.2	490.8	469.9	458.6	450.1	456.5
82.5°	335.6	346.0	363.8	379.7	394.6	379.7	363.8	346.0	335.6	331.6	332.1
85°	193.8	209.7	221.6	240.4	244.9	240.4	221.6	209.7	193.8	198.3	193.8
87.5°	67.9	72.8	83.3	90.8	91.2	90.8	83.3	72.8	67.9	69.4	62.9
90°	0.5	1.0	1.5	3.0	4.0	3.0	1.5	1.0	0.5	0.5	0.5
92.5°	0.5	1.0	1.5	3.0	4.0	3.0	1.5	1.0	0.5	0.5	0.5
95°	1.0	1.0	1.5	3.0	4.0	3.0	1.5	1.0	1.0	0.5	0.5
97.5°	1.0	1.0	1.5	3.0	4.0	3.0	1.5	1.0	1.0	0.5	0.5
100°	1.0	1.0	1.5	3.0	4.0	3.0	1.5	1.0	1.0	1.0	0.5
102.5°	1.0	1.5	1.9	3.5	4.0	3.5	1.9	1.5	1.0	1.0	0.5
105°	1.0	1.5	1.9	3.5	4.5	3.5	1.9	1.5	1.0	1.0	0.5
107.5°	1.0	1.5	1.9	3.5	4.5	3.5	1.9	1.5	1.0	1.0	1.0
110°	1.0	1.5	1.9	3.5	4.5	3.5	1.9	1.5	1.0	1.0	1.0



TEST NUMBER: P1432658
 CATALOG NUMBER: EHBR1-30-UNV-TASM-L835

CANDELA DISTRIBUTION (continued):

	0°	22.5°	45°	67.5°	90°	112.5°	135°	157.5°	180°	202.5°	225°
112.5°	1.0	1.5	1.9	3.5	4.5	3.5	1.9	1.5	1.0	1.0	1.0
115°	1.5	1.5	1.9	3.5	4.5	3.5	1.9	1.5	1.5	1.0	1.0
117.5°	1.5	1.5	1.9	3.5	4.5	3.5	1.9	1.5	1.5	1.5	1.0
120°	1.5	1.5	2.5	3.5	4.5	3.5	2.5	1.5	1.5	1.5	1.0
122.5°	1.9	1.9	2.5	4.0	4.5	4.0	2.5	1.9	1.9	1.9	1.5
125°	1.9	1.9	3.0	4.0	4.9	4.0	3.0	1.9	1.9	2.5	1.9
127.5°	2.5	2.5	3.0	4.0	4.9	4.0	3.0	2.5	2.5	2.5	1.9
130°	3.0	2.5	3.0	4.5	4.9	4.5	3.0	2.5	3.0	3.0	2.5
132.5°	3.5	3.0	3.5	4.9	5.4	4.9	3.5	3.0	3.5	4.0	3.5
135°	4.0	3.0	4.0	4.5	5.4	4.5	4.0	3.0	4.0	4.5	3.5
137.5°	4.5	3.5	4.0	4.9	5.4	4.9	4.0	3.5	4.5	4.9	4.5
140°	4.9	4.0	4.0	4.9	5.9	4.9	4.0	4.0	4.9	4.9	4.9
142.5°	5.4	4.5	4.5	5.4	5.9	5.4	4.5	4.5	5.4	5.4	5.4
145°	5.9	5.4	4.9	5.4	6.4	5.4	4.9	5.4	5.9	5.4	5.9
147.5°	5.9	5.4	5.4	5.9	7.0	5.9	5.4	5.4	5.9	5.9	6.4
150°	6.4	6.4	5.9	6.4	7.5	6.4	5.9	6.4	6.4	6.4	7.0
152.5°	7.0	7.0	7.0	7.5	8.0	7.5	7.0	7.0	7.0	7.0	7.5
155°	8.0	8.0	8.0	8.4	8.9	8.4	8.0	8.0	8.0	7.5	8.4
157.5°	8.9	9.4	9.4	9.9	10.4	9.9	9.4	9.4	8.9	8.9	9.4
160°	10.9	10.9	11.4	11.9	12.4	11.9	11.4	10.9	10.9	10.4	10.9
162.5°	11.9	11.9	12.9	13.4	14.4	13.4	12.9	11.9	11.9	11.9	11.9
165°	13.4	13.4	14.4	15.3	16.4	15.3	14.4	13.4	13.4	12.9	12.9
167.5°	14.4	14.4	15.3	16.9	17.8	16.9	15.3	14.4	14.4	13.9	13.9
170°	14.8	15.3	16.4	17.8	18.8	17.8	16.4	15.3	14.8	14.8	14.4
172.5°	16.4	16.4	17.8	19.3	20.4	19.3	17.8	16.4	16.4	15.9	15.9
175°	17.4	17.8	18.8	20.4	21.3	20.4	18.8	17.8	17.4	16.9	16.9
177.5°	17.4	18.3	19.3	20.8	21.8	20.8	19.3	18.3	17.4	16.9	16.9
180°	18.3	18.3	18.3	18.3	18.3	18.3	18.3	18.3	18.3	18.3	18.3



TEST NUMBER: P1432658
 CATALOG NUMBER: EHBR1-30-UNV-TASM-L835

CANDELA DISTRIBUTION (continued):

	247.5°	270°	292.5°	315°	337.5°	360°
0°	26436.1	26436.1	26436.1	26436.1	26436.1	26436.1
2.5°	25668.3	25651.4	25668.3	25847.7	26081.2	26420.8
5°	25071.9	24978.8	25071.9	25270.7	25699.5	26346.0
7.5°	24377.4	24323.4	24377.4	24710.1	25251.9	26167.0
10°	23646.3	23523.8	23646.3	24022.0	24661.0	25893.9
12.5°	22745.0	22583.0	22745.0	23133.2	23939.2	25458.1
15°	21598.9	21456.7	21598.9	22029.8	22964.7	24813.7
17.5°	20369.0	20240.2	20369.0	20743.4	21773.0	23905.5
20°	18824.4	18723.3	18824.4	19353.9	20364.1	22735.1
22.5°	17203.9	17109.3	17203.9	17674.3	18725.8	21267.8
25°	15297.4	15245.8	15297.4	15822.9	16773.7	19551.7
27.5°	13237.2	13149.5	13237.2	13786.9	14758.0	17533.0
30°	11132.4	10987.1	11132.4	11624.1	12493.5	15291.0
32.5°	9073.7	8969.0	9073.7	9424.1	10332.7	12780.6
35°	7083.8	6979.2	7083.8	7400.5	8292.9	10464.6
37.5°	5519.8	5335.0	5519.8	5723.0	6447.3	8212.6
40°	4186.3	4156.6	4186.3	4442.1	4905.7	6389.3
42.5°	3408.0	3327.3	3408.0	3518.1	3865.1	4841.2
45°	2796.4	2764.6	2796.4	2879.7	3112.6	3784.3
47.5°	2404.7	2418.7	2404.7	2458.3	2632.8	3081.8
50°	2112.7	2121.1	2112.7	2138.0	2254.6	2588.6
52.5°	1897.6	1890.2	1897.6	1900.0	1972.5	2223.8
55°	1707.3	1697.9	1707.3	1701.8	1755.4	1916.4
57.5°	1540.7	1547.7	1540.7	1533.3	1562.0	1682.9
60°	1392.0	1398.4	1392.0	1386.5	1405.4	1476.3
62.5°	1266.5	1270.5	1266.5	1266.1	1262.6	1317.2
65°	1154.5	1159.0	1154.5	1148.6	1143.1	1168.4
67.5°	1047.5	1047.5	1047.5	1037.0	1028.6	1053.4
70°	946.8	946.3	946.8	930.0	923.6	930.9
72.5°	825.9	837.7	825.9	813.5	813.0	814.0
75°	708.4	722.2	708.4	700.4	691.5	699.0
77.5°	589.4	610.7	589.4	583.0	578.5	573.6
80°	467.5	490.8	467.5	456.5	450.1	458.6
82.5°	345.5	362.9	345.5	332.1	331.6	335.6
85°	205.7	233.5	205.7	193.8	198.3	193.8
87.5°	65.9	84.3	65.9	62.9	69.4	67.9
90°	0.5	0.5	0.5	0.5	0.5	0.5
92.5°	0.5	0.5	0.5	0.5	0.5	0.5
95°	0.5	0.5	0.5	0.5	0.5	1.0
97.5°	0.5	1.0	0.5	0.5	0.5	1.0
100°	0.5	1.0	0.5	0.5	1.0	1.0
102.5°	0.5	1.0	0.5	0.5	1.0	1.0
105°	0.5	1.0	0.5	0.5	1.0	1.0
107.5°	0.5	1.0	0.5	1.0	1.0	1.0
110°	0.5	1.0	0.5	1.0	1.0	1.0



TEST NUMBER: P1432658
 CATALOG NUMBER: EHBR1-30-UNV-TASM-L835

CANDELA DISTRIBUTION (continued):

	247.5°	270°	292.5°	315°	337.5°	360°
112.5°	0.5	1.0	0.5	1.0	1.0	1.0
115°	0.5	1.0	0.5	1.0	1.0	1.5
117.5°	0.5	1.0	0.5	1.0	1.5	1.5
120°	0.5	1.0	0.5	1.0	1.5	1.5
122.5°	1.0	1.0	1.0	1.5	1.9	1.9
125°	1.0	1.5	1.0	1.9	2.5	1.9
127.5°	1.0	1.5	1.0	1.9	2.5	2.5
130°	1.5	1.5	1.5	2.5	3.0	3.0
132.5°	1.9	1.9	1.9	3.5	4.0	3.5
135°	2.5	1.9	2.5	3.5	4.5	4.0
137.5°	3.0	2.5	3.0	4.5	4.9	4.5
140°	4.0	3.5	4.0	4.9	4.9	4.9
142.5°	4.5	4.5	4.5	5.4	5.4	5.4
145°	5.4	5.4	5.4	5.9	5.4	5.9
147.5°	6.4	6.4	6.4	6.4	5.9	5.9
150°	7.5	7.5	7.5	7.0	6.4	6.4
152.5°	8.0	8.4	8.0	7.5	7.0	7.0
155°	8.9	9.4	8.9	8.4	7.5	8.0
157.5°	9.9	10.9	9.9	9.4	8.9	8.9
160°	11.4	11.9	11.4	10.9	10.4	10.9
162.5°	12.4	12.9	12.4	11.9	11.9	11.9
165°	13.4	13.9	13.4	12.9	12.9	13.4
167.5°	13.9	13.9	13.9	13.9	13.9	14.4
170°	14.4	14.8	14.4	14.4	14.8	14.8
172.5°	15.3	15.9	15.3	15.9	15.9	16.4
175°	16.4	16.9	16.4	16.9	16.9	17.4
177.5°	16.9	17.4	16.9	16.9	16.9	17.4
180°	18.3	18.3	18.3	18.3	18.3	18.3



TEST NUMBER: P1432658
 CATALOG NUMBER: EHBR1-30-UNV-TASM-L835

CIE UGR TABLE:

Reflectances:											
Ceiling		0.7	0.7	0.5	0.5	0.3	0.7	0.7	0.5	0.5	0.3
Wall		0.5	0.3	0.5	0.3	0.3	0.5	0.3	0.5	0.3	0.3
Reference plane		0.2	0.2	0.2	0.2	0.2	0.2	0.2	0.2	0.2	0.2
Room dimensions		Viewed crosswise					Viewed endwise				
X=2H	Y=2H	18.40	19.61	18.77	19.92	20.24	17.72	18.93	18.09	19.24	19.56
	3H	20.04	21.11	20.42	21.45	21.81	19.67	20.74	20.05	21.08	21.44
	4H	20.75	21.75	21.15	22.10	22.49	20.53	21.53	20.94	21.88	22.27
	6H	21.32	22.24	21.74	22.61	23.01	21.28	22.20	21.70	22.57	22.97
	8H	21.52	22.39	21.96	22.78	23.19	21.57	22.44	22.00	22.83	23.24
	12H	21.64	22.48	22.08	22.86	23.29	21.76	22.60	22.20	22.98	23.41
4H	2H	18.86	19.86	19.27	20.22	20.61	18.35	19.35	18.76	19.70	20.09
	3H	20.77	21.60	21.19	22.01	22.41	20.53	21.35	20.94	21.76	22.17
	4H	21.63	22.37	22.07	22.79	23.24	21.52	22.26	21.96	22.69	23.13
	6H	22.36	22.99	22.82	23.44	23.91	22.42	23.06	22.89	23.51	23.98
	8H	22.61	23.21	23.09	23.66	24.13	22.76	23.36	23.24	23.81	24.28
	12H	22.78	23.31	23.27	23.79	24.27	23.02	23.54	23.50	24.03	24.50
8H	4H	21.94	22.54	22.41	22.99	23.46	21.86	22.46	22.34	22.91	23.38
	6H	22.82	23.30	23.32	23.80	24.28	22.92	23.40	23.42	23.90	24.39
	8H	23.17	23.60	23.69	24.12	24.61	23.37	23.80	23.89	24.32	24.81
	12H	23.43	23.81	23.95	24.30	24.88	23.72	24.10	24.24	24.60	25.17
12H	4H	21.97	22.49	22.46	22.98	23.46	21.90	22.42	22.38	22.91	23.38
	6H	22.89	23.32	23.41	23.84	24.33	22.99	23.42	23.52	23.94	24.44
	8H	23.30	23.68	23.82	24.18	24.75	23.51	23.88	24.03	24.38	24.96

LM-79-2019: Approved Method: Electrical and Photometric Measurements of Solid-
State Lighting Products

Report Prepared for

Cooper Lighting Solutions

Metalux

Report Number: SP1-2506-472-3

Test Date: 07/31/2025

Luminaire Tested: EHBR-60-L835-N

Data in this report applies to families of products including EHBR-60-L835-N

Test Information

Test Method: LM-79-2019
 Report Number: SP1-2506-472-3
 Test Lab: COOPER LIGHTING SOLUTIONS
 Photometer: SP1 - 76IN SPHERE
 Measurement Geometry: 4π
 Issue Date: 08/05/2025
 Manufacturer: COOPER LIGHTING SOLUTIONS
 Product Line: Metalux
 Catalog Number: **EHBR-60-L835-N**
 Description: Elevate Round Highbay at, 60000 lumens, 3500K 80CRI LEDs with N lens

Spectral Parameters

CCT (K): 3468
 CIE u': 0.2375
 CIE v': 0.5091
 Duv: -0.0021
 CIE x: 0.4049
 CIE y: 0.3856
 CIE z: 0.2095
 Peak Wavelength (nm): 630
 Dominant Wavelength (nm): 581
 Purity: 37.24544
 Rf: 80.1
 Rg: 101

CRI (Ra):	82.1		
R1:	82.9	R9:	27.6
R2:	85.6	R10:	63.8
R3:	85.9	R11:	81.2
R4:	82.8	R12:	57.2
R5:	81.0	R13:	82.6
R6:	79.7	R14:	91.0
R7:	86.5	R15:	79.4
R8:	72.1		



Test Conditions
 Stabilization Time: 39M
 Operation Time: 1H 39M
 Sphere Temperature (°C): 25.0

REPORT NUMBER: SP1-2506-472-3

Measurement and Test Equipment			
Instrument	Identification Number	Calibration Date	Calibration Due Date
Photometer	76INCH SPHERE IN0058	6/16/2025	12/16/2025
Power Meter	XITRON INXT2011004	1/21/2025	1/21/2026
AC Power Source	CHROMA 61603 IN0063	10/22/2024	10/22/2025
DC Power Source	AGILENT E3634A IN0208	10/22/2024	10/22/2025
Sphere Thermometer	ONSET IN0085	10/22/2024	10/22/2025
Room Thermometer	ONSET IN0046	10/22/2024	10/22/2025

REPORT NUMBER: SP1-2506-472-3

CIE 1931 Chromaticity Diagram



CIE 1931 Chromaticity Diagram with 2017 ANSI 7-Step and 4-Step Quadrangles



Point lies inside the ANSI 3500K 4-step quadrangle

REPORT NUMBER: SP1-2506-472-3

Photopic Flux vs. Wavelength

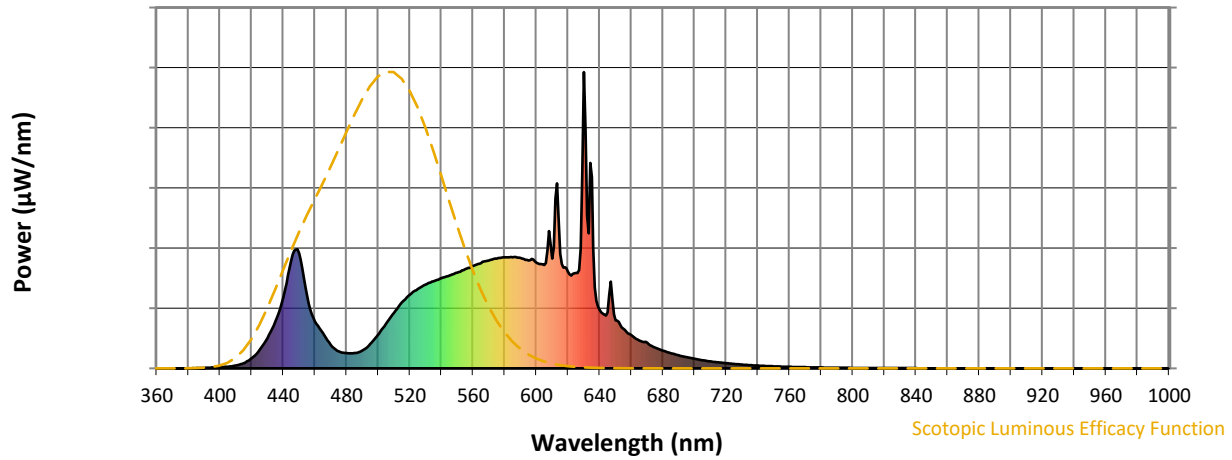


Photopic Lumens: NR

λ (nm)	Power W [^] /nm	Lumens (φ/nm)	λ (nm)	Power W [^] /nm	Lumens (φ/nm)	λ (nm)	Power W [^] /nm	Lumens (φ/nm)	λ (nm)	Power W [^] /nm	Lumens (φ/nm)	λ (nm)	Power W [^] /nm	Lumens (φ/nm)
360	0	NR	490	60	NR	620	327	NR	750	7	NR	880	0	NR
365	0	NR	495	82	NR	625	322	NR	755	6	NR	885	0	NR
370	0	NR	500	114	NR	630	1000	NR	760	5	NR	890	0	NR
375	0	NR	505	152	NR	635	645	NR	765	4	NR	895	0	NR
380	0	NR	510	189	NR	640	197	NR	770	4	NR	900	0	NR
385	1	NR	515	222	NR	645	189	NR	775	3	NR	905	0	NR
390	2	NR	520	248	NR	650	163	NR	780	3	NR	910	0	NR
395	3	NR	525	268	NR	655	134	NR	785	2	NR	915	0	NR
400	4	NR	530	283	NR	660	113	NR	790	2	NR	920	0	NR
405	6	NR	535	294	NR	665	94	NR	795	2	NR	925	0	NR
410	9	NR	540	305	NR	670	87	NR	800	2	NR	930	0	NR
415	18	NR	545	314	NR	675	70	NR	805	1	NR	935	0	NR
420	34	NR	550	323	NR	680	60	NR	810	1	NR	940	0	NR
425	62	NR	555	335	NR	685	51	NR	815	1	NR	945	0	NR
430	102	NR	560	346	NR	690	44	NR	820	1	NR	950	0	NR
435	159	NR	565	356	NR	695	38	NR	825	1	NR	955	0	NR
440	241	NR	570	364	NR	700	32	NR	830	1	NR	960	0	NR
445	363	NR	575	371	NR	705	28	NR	835	1	NR	965	0	NR
450	389	NR	580	375	NR	710	24	NR	840	1	NR	970	0	NR
455	245	NR	585	375	NR	715	20	NR	845	0	NR	975	0	NR
460	158	NR	590	373	NR	720	17	NR	850	0	NR	980	0	NR
465	120	NR	595	364	NR	725	15	NR	855	0	NR	985	0	NR
470	79	NR	600	357	NR	730	13	NR	860	0	NR	990	0	NR
475	57	NR	605	349	NR	735	11	NR	865	0	NR	995	0	NR
480	51	NR	610	371	NR	740	9	NR	870	0	NR	1000	0	NR
485	51	NR	615	387	NR	745	8	NR	875	0	NR			

REPORT NUMBER: SP1-2506-472-3

Scotopic Flux vs. Wavelength



Scotopic Lumens: NR

S/P: 1.43

λ (nm)	Power W [^] /nm	Lumens (φ/nm)	λ (nm)	Power W [^] /nm	Lumens (φ/nm)	λ (nm)	Power W [^] /nm	Lumens (φ/nm)	λ (nm)	Power W [^] /nm	Lumens (φ/nm)	λ (nm)	Power W [^] /nm	Lumens (φ/nm)
360	0	NR	490	60	NR	620	327	NR	750	7	NR	880	0	NR
365	0	NR	495	82	NR	625	322	NR	755	6	NR	885	0	NR
370	0	NR	500	114	NR	630	1000	NR	760	5	NR	890	0	NR
375	0	NR	505	152	NR	635	645	NR	765	4	NR	895	0	NR
380	0	NR	510	189	NR	640	197	NR	770	4	NR	900	0	NR
385	1	NR	515	222	NR	645	189	NR	775	3	NR	905	0	NR
390	2	NR	520	248	NR	650	163	NR	780	3	NR	910	0	NR
395	3	NR	525	268	NR	655	134	NR	785	2	NR	915	0	NR
400	4	NR	530	283	NR	660	113	NR	790	2	NR	920	0	NR
405	6	NR	535	294	NR	665	94	NR	795	2	NR	925	0	NR
410	9	NR	540	305	NR	670	87	NR	800	2	NR	930	0	NR
415	18	NR	545	314	NR	675	70	NR	805	1	NR	935	0	NR
420	34	NR	550	323	NR	680	60	NR	810	1	NR	940	0	NR
425	62	NR	555	335	NR	685	51	NR	815	1	NR	945	0	NR
430	102	NR	560	346	NR	690	44	NR	820	1	NR	950	0	NR
435	159	NR	565	356	NR	695	38	NR	825	1	NR	955	0	NR
440	241	NR	570	364	NR	700	32	NR	830	1	NR	960	0	NR
445	363	NR	575	371	NR	705	28	NR	835	1	NR	965	0	NR
450	389	NR	580	375	NR	710	24	NR	840	1	NR	970	0	NR
455	245	NR	585	375	NR	715	20	NR	845	0	NR	975	0	NR
460	158	NR	590	373	NR	720	17	NR	850	0	NR	980	0	NR
465	120	NR	595	364	NR	725	15	NR	855	0	NR	985	0	NR
470	79	NR	600	357	NR	730	13	NR	860	0	NR	990	0	NR
475	57	NR	605	349	NR	735	11	NR	865	0	NR	995	0	NR
480	51	NR	610	371	NR	740	9	NR	870	0	NR	1000	0	NR
485	51	NR	615	387	NR	745	8	NR	875	0	NR			

REPORT NUMBER: SP1-2506-472-3

Melanopic Flux vs. Wavelength



Melanopic Lumens: NR

M/P: 2.75

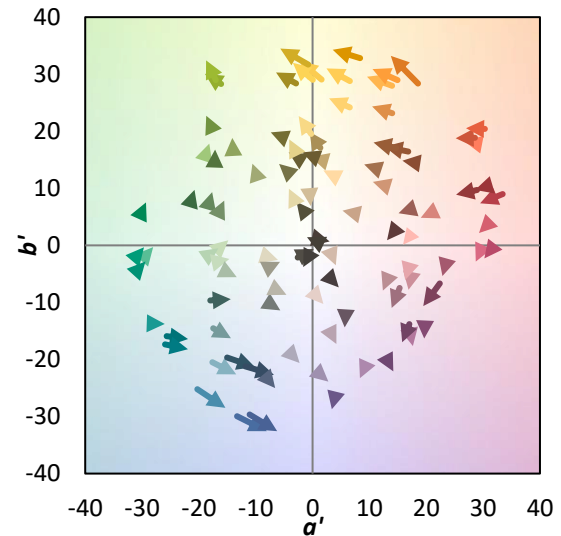
λ (nm)	Power $\text{W}^{\wedge}/\text{nm}$	Lumens (ϕ/nm)	λ (nm)	Power $\text{W}^{\wedge}/\text{nm}$	Lumens (ϕ/nm)	λ (nm)	Power $\text{W}^{\wedge}/\text{nm}$	Lumens (ϕ/nm)	λ (nm)	Power $\text{W}^{\wedge}/\text{nm}$	Lumens (ϕ/nm)	λ (nm)	Power $\text{W}^{\wedge}/\text{nm}$	Lumens (ϕ/nm)
360	0	NR	490	60	NR	620	327	NR	750	7	NR	880	0	NR
365	0	NR	495	82	NR	625	322	NR	755	6	NR	885	0	NR
370	0	NR	500	114	NR	630	1000	NR	760	5	NR	890	0	NR
375	0	NR	505	152	NR	635	645	NR	765	4	NR	895	0	NR
380	0	NR	510	189	NR	640	197	NR	770	4	NR	900	0	NR
385	1	NR	515	222	NR	645	189	NR	775	3	NR	905	0	NR
390	2	NR	520	248	NR	650	163	NR	780	3	NR	910	0	NR
395	3	NR	525	268	NR	655	134	NR	785	2	NR	915	0	NR
400	4	NR	530	283	NR	660	113	NR	790	2	NR	920	0	NR
405	6	NR	535	294	NR	665	94	NR	795	2	NR	925	0	NR
410	9	NR	540	305	NR	670	87	NR	800	2	NR	930	0	NR
415	18	NR	545	314	NR	675	70	NR	805	1	NR	935	0	NR
420	34	NR	550	323	NR	680	60	NR	810	1	NR	940	0	NR
425	62	NR	555	335	NR	685	51	NR	815	1	NR	945	0	NR
430	102	NR	560	346	NR	690	44	NR	820	1	NR	950	0	NR
435	159	NR	565	356	NR	695	38	NR	825	1	NR	955	0	NR
440	241	NR	570	364	NR	700	32	NR	830	1	NR	960	0	NR
445	363	NR	575	371	NR	705	28	NR	835	1	NR	965	0	NR
450	389	NR	580	375	NR	710	24	NR	840	1	NR	970	0	NR
455	245	NR	585	375	NR	715	20	NR	845	0	NR	975	0	NR
460	158	NR	590	373	NR	720	17	NR	850	0	NR	980	0	NR
465	120	NR	595	364	NR	725	15	NR	855	0	NR	985	0	NR
470	79	NR	600	357	NR	730	13	NR	860	0	NR	990	0	NR
475	57	NR	605	349	NR	735	11	NR	865	0	NR	995	0	NR
480	51	NR	610	371	NR	740	9	NR	870	0	NR	1000	0	NR
485	51	NR	615	387	NR	745	8	NR	875	0	NR			

Summary

$R_f = 80.1$
 $R_g = 101$
 CIE $R_a = 82.1$
 $R_9 = 27.6$

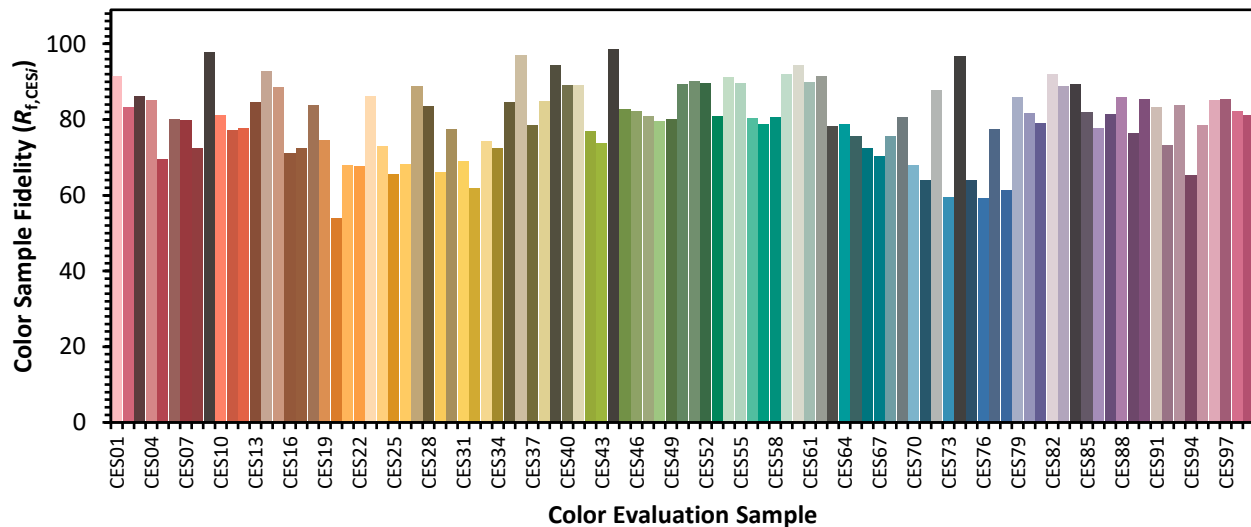


Color Vector Graphics

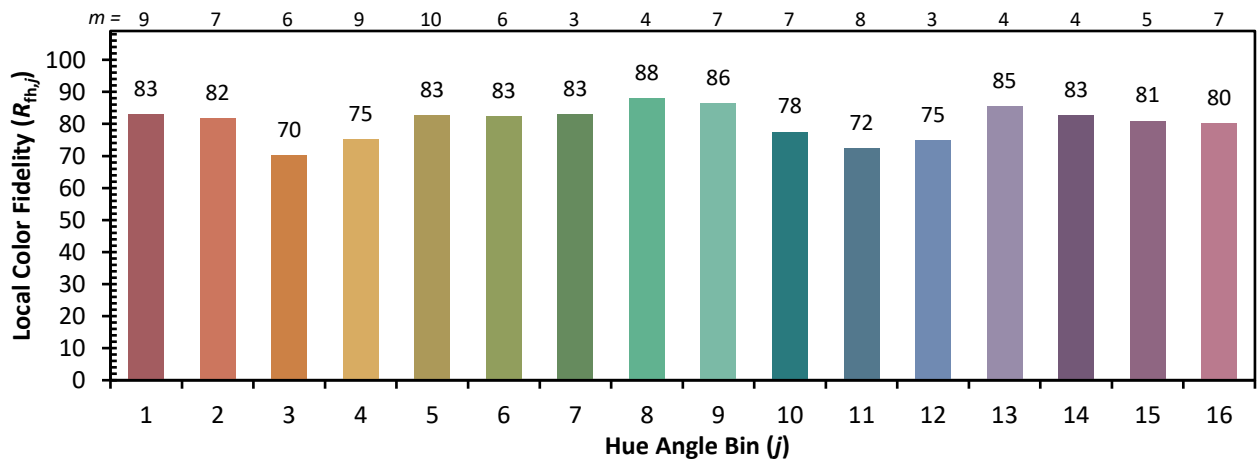


Individual Sample Fidelity Index ($R_{f,i}$)

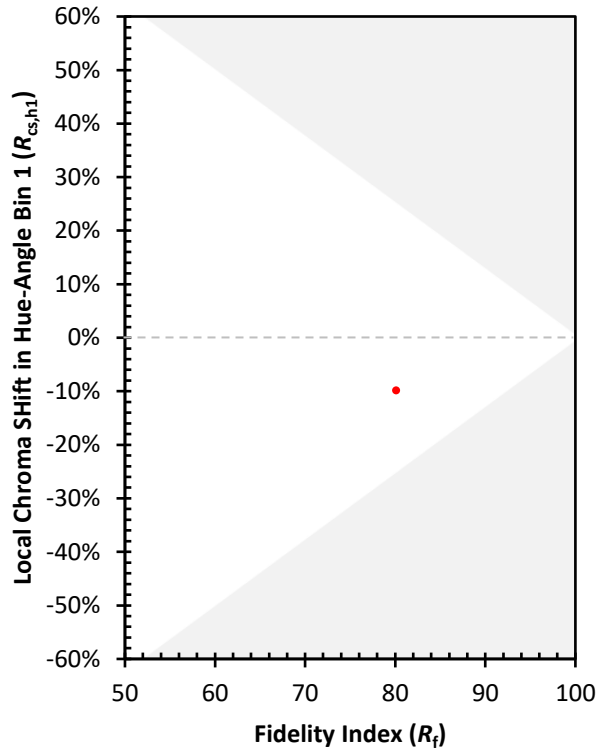
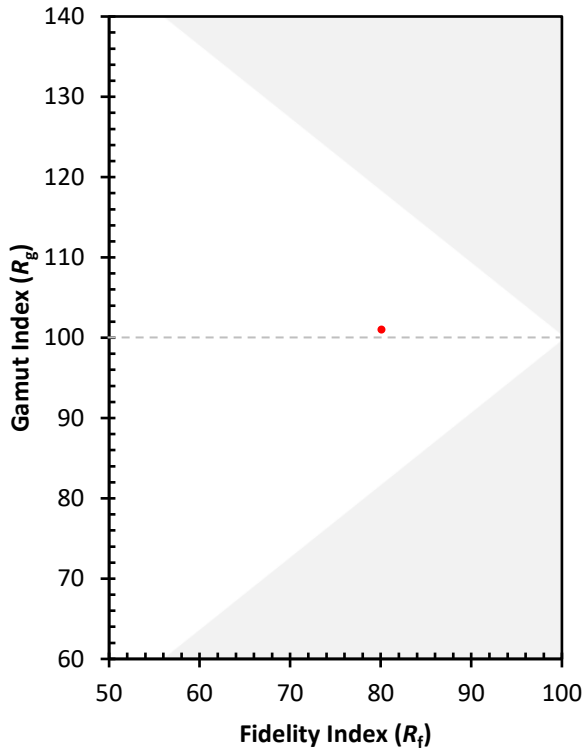
CES01 = 86	CES26 = 68	CES51 = 90	CES76 = 59
CES02 = 62	CES27 = 89	CES52 = 90	CES77 = 78
CES03 = 31	CES28 = 84	CES53 = 81	CES78 = 61
CES04 = 70	CES29 = 66	CES54 = 91	CES79 = 86
CES05 = 49	CES30 = 77	CES55 = 90	CES80 = 82
CES06 = 51	CES31 = 69	CES56 = 80	CES81 = 79
CES07 = 42	CES32 = 62	CES57 = 79	CES82 = 92
CES08 = 41	CES33 = 74	CES58 = 81	CES83 = 89
CES09 = 29	CES34 = 72	CES59 = 92	CES84 = 89
CES10 = 75	CES35 = 85	CES60 = 94	CES85 = 82
CES11 = 58	CES36 = 97	CES61 = 90	CES86 = 78
CES12 = 64	CES37 = 79	CES62 = 92	CES87 = 82
CES13 = 43	CES38 = 85	CES63 = 78	CES88 = 86
CES14 = 74	CES39 = 94	CES64 = 79	CES89 = 76
CES15 = 71	CES40 = 89	CES65 = 76	CES90 = 85
CES16 = 47	CES41 = 89	CES66 = 73	CES91 = 83
CES17 = 49	CES42 = 77	CES67 = 70	CES92 = 73
CES18 = 56	CES43 = 74	CES68 = 76	CES93 = 84
CES19 = 72	CES44 = 99	CES69 = 81	CES94 = 65
CES20 = 66	CES45 = 83	CES70 = 68	CES95 = 79
CES21 = 86	CES46 = 82	CES71 = 64	CES96 = 85
CES22 = 78	CES47 = 81	CES72 = 88	CES97 = 85
CES23 = 92	CES48 = 80	CES73 = 60	CES98 = 82
CES24 = 91	CES49 = 80	CES74 = 97	CES99 = 81
CES25 = 72	CES50 = 89	CES75 = 64	



Color Rendition by Hue-Angle Bin



Measure Comparisons



(END OF REPORT)