

Cooper Lighting Solutions Photometric Lab  
1121 Highway 74 South  
Peachtree City, GA 30269



Scaled data based on original data using  
LM-79-2019 Approved Method: Electrical and Photometric Measurements of Solid-  
State Lighting Products

Test Report Prepared for  
Cooper Lighting Solutions

Brand: METALUX

Report Number: P1432786

Luminaire Tested: EHBR1-54-UNV-TASM-L835

Issue Date: 3/13/2026

**Test Information**

Test Method: LM-79-2019  
Report Number: P1432786  
TEST IS SCALED FROM IESNA LM-79-08 TEST DATA (G3-2601-654-4)  
Test Lab: INNOVATION CENTER  
Issue Date: 3/13/2026  
Manufacturer: COOPER LIGHTING SOLUTIONS  
Product Line: METALUX  
Catalog Number: EHBR1-54-UNV-TASM-L835  
Description: Elevate Round Highbay at, 54000 lumens, 3500K 80CRI LEDs with TASM lens  
Light Source: -  
Ballast/Driver: -

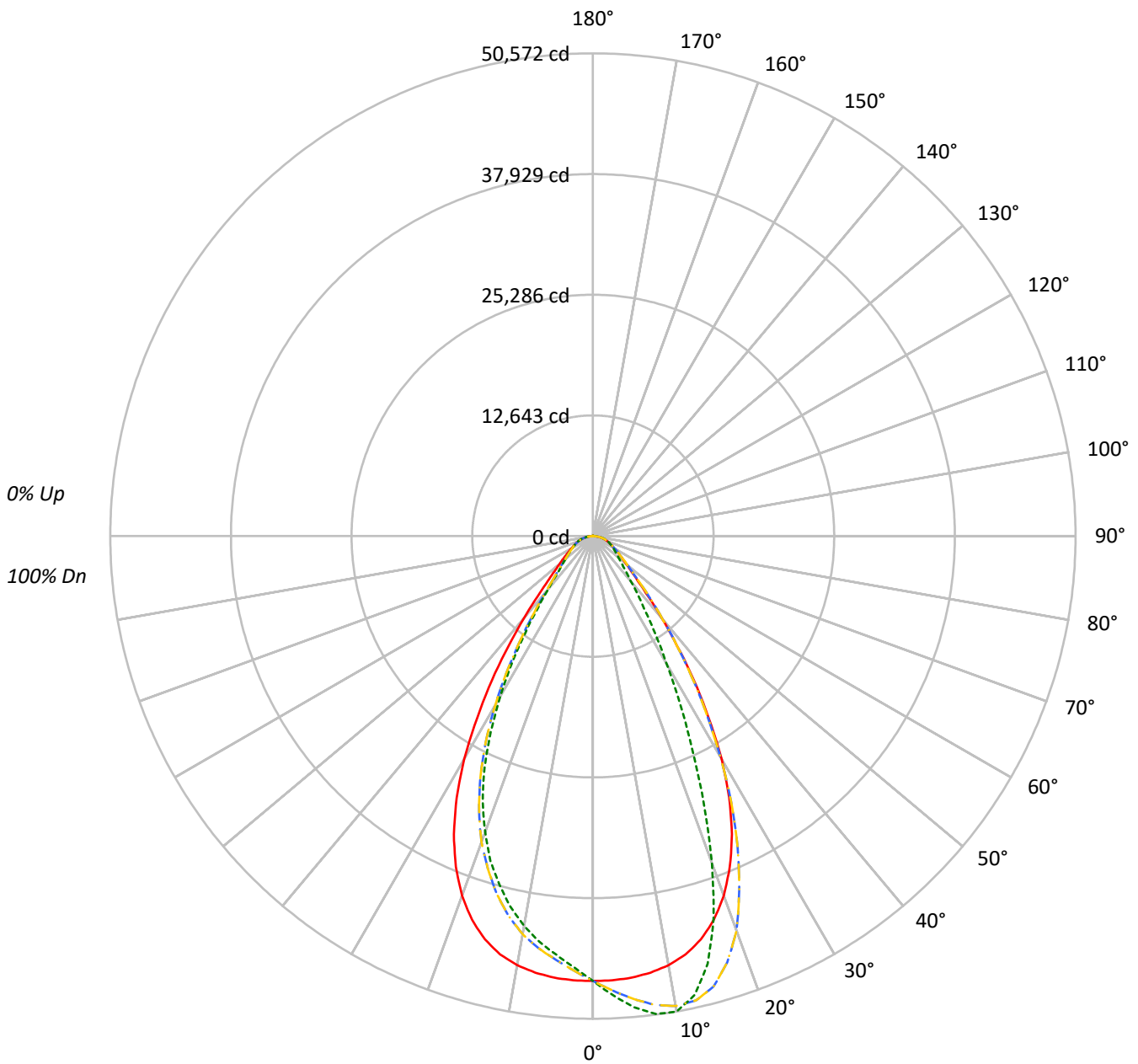
**Summary**

Lumens per Lamp: N/A  
Luminaire Lumens: 52113.1 lumens  
Efficiency: N/A  
Efficacy: 176.1 lumens/watt  
Spacing Criteria (0/90/45): 0.99 / 0.84 / 0.9  
Luminous Opening: Circular (Dia: 1.71' x H: 0')  
CIE Type: Direct

Input Watts (W): 296  
Input Voltage (V): NR  
Input Current (Ain): NR  
Voltage Rise (V): NR  
Power Factor: NR  
Total Harmonic Distortion (THDi): NR  
Frequency (hertz): 60  
Stabilization Time: NR  
Operation Time: NR  
Ambient Temperature (°C): NR  
Test Distance: 24 FT

TEST NUMBER: P1432786  
CATALOG NUMBER: EHBR1-54-UNV-TASM-L835

### Luminous Intensity Polar Plot



— 0°-180°    - - 45°-225°    - · - 90°-270°    - · - 135°-315°



TEST NUMBER: P1432786

CATALOG NUMBER: EHBR1-54-UNV-TASM-L835

**COEFFICIENT OF UTILIZATION - ZONAL CAVITY METHOD:**

RF	20				20				20				20				20				
RC	80				70				50				30				10			0	
RW	70	50	30	10	70	50	30	10	50	30	10	50	30	10	50	30	10	50	30	10	0
RCR																					
0	119	119	119	119	116	116	116	116	111	111	111	106	106	106	102	102	102	102	102	102	100
1	112	108	105	103	109	106	104	101	102	100	98	98	97	95	95	93	92	95	93	92	90
2	105	99	94	90	103	97	93	89	94	90	87	91	88	85	88	85	83	88	85	83	81
3	99	91	85	80	96	89	84	79	87	82	78	84	80	77	82	78	76	82	78	76	74
4	93	84	77	72	91	83	77	72	80	75	71	78	74	70	76	72	69	76	72	69	67
5	87	78	71	66	86	77	70	65	75	69	65	73	68	64	71	67	64	71	67	64	62
6	82	72	65	60	81	71	65	60	70	64	60	68	63	59	67	62	59	67	62	59	57
7	78	67	60	56	76	67	60	56	65	59	55	64	59	55	63	58	55	63	58	55	53
8	74	63	56	52	72	62	56	52	61	55	51	60	55	51	59	54	51	59	54	51	49
9	70	59	53	48	69	59	52	48	58	52	48	57	51	48	56	51	47	56	51	47	46
10	66	56	49	45	65	55	49	45	54	49	45	54	48	45	53	48	45	53	48	45	43

**AVERAGE LUMINANCE (cd/sqm):**

	0°	90°	180°	270°
0°	218869	218869	218869	218869
5°	218955	233584	218955	207592
10°	217686	241157	217686	197761
15°	212683	225620	212683	183909
20°	200307	182187	200307	164961
25°	178604	127167	178604	139271
30°	146180	83393	146180	105036
35°	105765	54481	105765	70539
40°	69053	37921	69053	44923
45°	44309	29706	44309	32370
50°	33342	25578	33342	27321
55°	27663	23677	27663	24507
60°	24444	23016	24444	23156
65°	22889	22802	22889	22705
70°	22534	23207	22534	22908
75°	22359	23818	22359	23103
80°	21862	25029	21862	23398
85°	18411	23261	18411	22178

**MAXIMUM LUMINANCE 45°-90°:**

Horizontal Angle: 22.5°  
 Vertical Angle: 45°  
 Luminance: 62295 cd/sqm



TEST NUMBER: P1432786  
 CATALOG NUMBER: EHBR1-54-UNV-TASM-L835

**ZONAL LUMENS:**

Zone	Lumens	% Fixture
0°-10°	4431.6	8.5
10°-20°	12056.4	23.1
20°-30°	14139.6	27.1
30°-40°	9833.2	18.9
40°-50°	4886.7	9.4
50°-60°	2922.7	5.6
60°-70°	2057.1	3.9
70°-80°	1325.1	2.5
80°-90°	420.9	0.8
90°-100°	2.4	0.0
100°-110°	2.9	0.0
110°-120°	3.0	0.0
120°-130°	3.8	0.0
130°-140°	5.1	0.0
140°-150°	6.1	0.0
150°-160°	6.9	0.0
160°-170°	6.7	0.0
170°-180°	2.9	0.0
0°-30°	30627.6	58.8
0°-40°	40460.8	77.6
0°-60°	48270.2	92.6
0°-90°	52073.4	99.9
90°-120°	8.3	0.0
90°-150°	23.3	0.0
90°-180°	40.0	0.1
0°-180°	52113.1	100.0

**CANDELA DISTRIBUTION:**

	0°	90°	180°	270°	360°	Flux
0°	46606	46606	46606	46606	46606	
5°	46448	49551	46448	44037	46448	4408
15°	43746	46407	43746	37828	43746	12225
25°	34469	24542	34469	26878	34469	15605
35°	18449	9503	18449	12304	18449	11517
45°	6672	4473	6672	4874	6672	5459
55°	3379	2892	3379	2993	3379	3090
65°	2060	2052	2060	2043	2060	2069
75°	1232	1313	1232	1273	1232	1294
85°	342	432	342	412	342	380
90°	1	7	1	1	1	17
95°	2	7	2	1	2	1
105°	2	8	2	2	2	2
115°	3	8	3	2	3	2
125°	4	9	4	3	4	3
135°	7	10	7	4	7	5
145°	10	11	10	10	10	6
155°	14	16	14	17	14	7
165°	24	29	24	24	24	6
175°	30	38	30	30	30	3
180°	32	32	32	32	32	



TEST NUMBER: P1432786  
 CATALOG NUMBER: EHBR1-54-UNV-TASM-L835

**CANDELA DISTRIBUTION (FULL):**

	0°	22.5°	45°	67.5°	90°	112.5°	135°	157.5°	180°	202.5°	225°
0°	46606.5	46606.5	46606.5	46606.5	46606.5	46606.5	46606.5	46606.5	46606.5	46606.5	46606.5
2.5°	46579.4	47181.5	47669.2	47990.9	48149.9	47990.9	47669.2	47181.5	46579.4	45980.7	45569.1
5°	46447.5	47653.5	48675.2	49343.7	49550.8	49343.7	48675.2	47653.5	46447.5	45307.9	44551.9
7.5°	46131.9	48010.9	49529.0	50309.4	50500.0	50309.4	49529.0	48010.9	46131.9	44518.7	43563.4
10°	45650.5	48236.4	49990.4	50549.7	50572.5	50549.7	49990.4	48236.4	45650.5	43476.9	42350.4
12.5°	44882.3	48156.0	49835.7	49652.3	49235.4	49652.3	49835.7	48156.0	44882.3	42204.5	40783.4
15°	43746.1	47679.7	48856.0	47362.5	46407.2	47362.5	48856.0	47679.7	43746.1	40486.3	38838.0
17.5°	42145.1	46788.3	46811.0	43856.2	42054.2	43856.2	46811.0	46788.3	42145.1	38385.3	36570.2
20°	40081.7	45358.5	43995.2	38590.7	36455.7	38590.7	43995.2	45358.5	40081.7	35901.6	34120.5
22.5°	37494.8	43430.6	40073.8	33293.7	30380.9	33293.7	40073.8	43430.6	37494.8	33013.2	31159.6
25°	34469.2	41068.4	35855.2	27522.2	24542.1	27522.2	35855.2	41068.4	34469.2	29571.6	27895.4
27.5°	30910.5	38074.2	31363.2	22490.1	19740.6	22490.1	31363.2	38074.2	30910.5	26018.2	24306.1
30°	26957.6	34235.8	26688.5	17910.5	15378.8	17910.5	26688.5	34235.8	26957.6	22026.0	20493.1
32.5°	22532.0	30473.5	22199.0	14351.0	12206.3	14351.0	22199.0	30473.5	22532.0	18216.5	16614.5
35°	18448.9	25766.5	18150.9	11276.5	9503.3	11276.5	18150.9	25766.5	18448.9	14620.2	13047.1
37.5°	14478.6	21319.0	14469.0	9080.3	7708.2	9080.3	14469.0	21319.0	14478.6	11366.6	10089.6
40°	11264.2	16669.6	11336.8	7248.5	6185.8	7248.5	11336.8	16669.6	11264.2	8648.6	7831.4
42.5°	8534.9	12746.5	8910.8	5949.0	5254.2	5949.0	8910.8	12746.5	8534.9	6814.2	6202.4
45°	6671.7	9380.0	6958.3	5019.0	4472.9	5019.0	6958.3	9380.0	6671.7	5487.5	5076.7
47.5°	5433.3	7249.4	5639.5	4305.0	3922.3	4305.0	5639.5	7249.4	5433.3	4641.5	4333.9
50°	4563.7	5562.6	4682.6	3757.9	3501.0	3757.9	4682.6	5562.6	4563.7	3974.6	3769.4
52.5°	3920.5	4536.6	3987.8	3349.0	3175.9	3349.0	3987.8	4536.6	3920.5	3477.4	3349.9
55°	3378.7	3813.9	3467.8	3011.6	2891.9	3011.6	3467.8	3813.9	3378.7	3094.6	3000.3
57.5°	2967.0	3235.3	3011.6	2724.1	2644.6	2724.1	3011.6	3235.3	2967.0	2753.8	2703.1
60°	2602.6	2801.9	2657.7	2473.2	2450.6	2473.2	2657.7	2801.9	2602.6	2477.6	2444.4
62.5°	2322.1	2447.9	2350.0	2247.8	2227.7	2247.8	2350.0	2447.9	2322.1	2226.0	2232.1
65°	2059.9	2177.0	2100.1	2045.0	2052.0	2045.0	2100.1	2177.0	2059.9	2015.3	2024.9
67.5°	1857.1	1918.3	1885.1	1853.6	1861.5	1853.6	1885.1	1918.3	1857.1	1813.5	1828.3
70°	1641.2	1706.8	1672.7	1677.1	1690.2	1677.1	1672.7	1706.8	1641.2	1628.1	1639.5
72.5°	1435.0	1485.7	1474.3	1484.8	1498.8	1484.8	1474.3	1485.7	1435.0	1433.2	1434.1
75°	1232.3	1270.7	1275.9	1290.8	1312.7	1290.8	1275.9	1270.7	1232.3	1219.1	1234.9
77.5°	1011.1	1054.9	1071.4	1091.6	1123.9	1091.6	1071.4	1054.9	1011.1	1019.8	1027.8
80°	808.4	828.5	865.2	880.1	925.5	880.1	865.2	828.5	808.4	793.5	804.9
82.5°	591.6	610.0	641.5	669.5	695.7	669.5	641.5	610.0	591.6	584.6	585.5
85°	341.7	369.7	390.7	423.9	431.7	423.9	390.7	369.7	341.7	349.6	341.7
87.5°	119.8	128.5	146.8	159.9	160.8	159.9	146.8	128.5	119.8	122.4	111.0
90°	0.9	1.7	2.6	5.2	7.0	5.2	2.6	1.7	0.9	0.9	0.9
92.5°	0.9	1.7	2.6	5.2	7.0	5.2	2.6	1.7	0.9	0.9	0.9
95°	1.7	1.7	2.6	5.2	7.0	5.2	2.6	1.7	1.7	0.9	0.9
97.5°	1.7	1.7	2.6	5.2	7.0	5.2	2.6	1.7	1.7	0.9	0.9
100°	1.7	1.7	2.6	5.2	7.0	5.2	2.6	1.7	1.7	1.7	0.9
102.5°	1.7	2.6	3.5	6.1	7.0	6.1	3.5	2.6	1.7	1.7	0.9
105°	1.7	2.6	3.5	6.1	7.9	6.1	3.5	2.6	1.7	1.7	0.9
107.5°	1.7	2.6	3.5	6.1	7.9	6.1	3.5	2.6	1.7	1.7	1.7
110°	1.7	2.6	3.5	6.1	7.9	6.1	3.5	2.6	1.7	1.7	1.7



TEST NUMBER: P1432786  
 CATALOG NUMBER: EHBR1-54-UNV-TASM-L835

**CANDELA DISTRIBUTION (continued):**

	0°	22.5°	45°	67.5°	90°	112.5°	135°	157.5°	180°	202.5°	225°
112.5°	1.7	2.6	3.5	6.1	7.9	6.1	3.5	2.6	1.7	1.7	1.7
115°	2.6	2.6	3.5	6.1	7.9	6.1	3.5	2.6	2.6	1.7	1.7
117.5°	2.6	2.6	3.5	6.1	7.9	6.1	3.5	2.6	2.6	2.6	1.7
120°	2.6	2.6	4.4	6.1	7.9	6.1	4.4	2.6	2.6	2.6	1.7
122.5°	3.5	3.5	4.4	7.0	7.9	7.0	4.4	3.5	3.5	3.5	2.6
125°	3.5	3.5	5.2	7.0	8.7	7.0	5.2	3.5	3.5	4.4	3.5
127.5°	4.4	4.4	5.2	7.0	8.7	7.0	5.2	4.4	4.4	4.4	3.5
130°	5.2	4.4	5.2	7.9	8.7	7.9	5.2	4.4	5.2	5.2	4.4
132.5°	6.1	5.2	6.1	8.7	9.6	8.7	6.1	5.2	6.1	7.0	6.1
135°	7.0	5.2	7.0	7.9	9.6	7.9	7.0	5.2	7.0	7.9	6.1
137.5°	7.9	6.1	7.0	8.7	9.6	8.7	7.0	6.1	7.9	8.7	7.9
140°	8.7	7.0	7.0	8.7	10.5	8.7	7.0	7.0	8.7	8.7	8.7
142.5°	9.6	7.9	7.9	9.6	10.5	9.6	7.9	7.9	9.6	9.6	9.6
145°	10.5	9.6	8.7	9.6	11.3	9.6	8.7	9.6	10.5	9.6	10.5
147.5°	10.5	9.6	9.6	10.5	12.2	10.5	9.6	9.6	10.5	10.5	11.3
150°	11.3	11.3	10.5	11.3	13.1	11.3	10.5	11.3	11.3	11.3	12.2
152.5°	12.2	12.2	12.2	13.1	14.0	13.1	12.2	12.2	12.2	12.2	13.1
155°	14.0	14.0	14.0	14.8	15.7	14.8	14.0	14.0	14.0	13.1	14.8
157.5°	15.7	16.6	16.6	17.5	18.3	17.5	16.6	16.6	15.7	15.7	16.6
160°	19.2	19.2	20.1	20.9	21.8	20.9	20.1	19.2	19.2	18.3	19.2
162.5°	20.9	20.9	22.7	23.6	25.3	23.6	22.7	20.9	20.9	20.9	20.9
165°	23.6	23.6	25.3	27.1	28.8	27.1	25.3	23.6	23.6	22.7	22.7
167.5°	25.3	25.3	27.1	29.7	31.4	29.7	27.1	25.3	25.3	24.4	24.4
170°	26.2	27.1	28.8	31.4	33.2	31.4	28.8	27.1	26.2	26.2	25.3
172.5°	28.8	28.8	31.4	34.0	35.9	34.0	31.4	28.8	28.8	27.9	27.9
175°	30.5	31.4	33.2	35.9	37.6	35.9	33.2	31.4	30.5	29.7	29.7
177.5°	30.5	32.3	34.0	36.8	38.5	36.8	34.0	32.3	30.5	29.7	29.7
180°	32.3	32.3	32.3	32.3	32.3	32.3	32.3	32.3	32.3	32.3	32.3



TEST NUMBER: P1432786  
 CATALOG NUMBER: EHBR1-54-UNV-TASM-L835

**CANDELA DISTRIBUTION (continued):**

	247.5°	270°	292.5°	315°	337.5°	360°
0°	46606.5	46606.5	46606.5	46606.5	46606.5	46606.5
2.5°	45252.8	45223.1	45252.8	45569.1	45980.7	46579.4
5°	44201.4	44037.1	44201.4	44551.9	45307.9	46447.5
7.5°	42977.1	42881.7	42977.1	43563.4	44518.7	46131.9
10°	41687.9	41472.1	41687.9	42350.4	43476.9	45650.5
12.5°	40099.2	39813.4	40099.2	40783.4	42204.5	44882.3
15°	38078.6	37827.7	38078.6	38838.0	40486.3	43746.1
17.5°	35910.3	35683.1	35910.3	36570.2	38385.3	42145.1
20°	33187.2	33008.8	33187.2	34120.5	35901.6	40081.7
22.5°	30330.2	30163.3	30330.2	31159.6	33013.2	37494.8
25°	26969.0	26878.1	26969.0	27895.4	29571.6	34469.2
27.5°	23336.9	23182.2	23336.9	24306.1	26018.2	30910.5
30°	19626.2	19370.1	19626.2	20493.1	22026.0	26957.6
32.5°	15996.6	15812.3	15996.6	16614.5	18216.5	22532.0
35°	12488.6	12304.3	12488.6	13047.1	14620.2	18448.9
37.5°	9731.3	9405.4	9731.3	10089.6	11366.6	14478.6
40°	7380.5	7328.0	7380.5	7831.4	8648.6	11264.2
42.5°	6008.3	5865.9	6008.3	6202.4	6814.2	8534.9
45°	4929.9	4874.0	4929.9	5076.7	5487.5	6671.7
47.5°	4239.5	4264.0	4239.5	4333.9	4641.5	5433.3
50°	3724.8	3739.6	3724.8	3769.4	3974.6	4563.7
52.5°	3345.5	3332.3	3345.5	3349.9	3477.4	3920.5
55°	3009.9	2993.3	3009.9	3000.3	3094.6	3378.7
57.5°	2716.3	2728.5	2716.3	2703.1	2753.8	2967.0
60°	2454.0	2465.4	2454.0	2444.4	2477.6	2602.6
62.5°	2233.0	2239.9	2233.0	2232.1	2226.0	2322.1
65°	2035.4	2043.3	2035.4	2024.9	2015.3	2059.9
67.5°	1846.6	1846.6	1846.6	1828.3	1813.5	1857.1
70°	1669.3	1668.4	1669.3	1639.5	1628.1	1641.2
72.5°	1456.0	1477.0	1456.0	1434.1	1433.2	1435.0
75°	1248.9	1273.3	1248.9	1234.9	1219.1	1232.3
77.5°	1039.1	1076.7	1039.1	1027.8	1019.8	1011.1
80°	824.2	865.2	824.2	804.9	793.5	808.4
82.5°	609.2	639.7	609.2	585.5	584.6	591.6
85°	362.7	411.6	362.7	341.7	349.6	341.7
87.5°	116.3	148.6	116.3	111.0	122.4	119.8
90°	0.9	0.9	0.9	0.9	0.9	0.9
92.5°	0.9	0.9	0.9	0.9	0.9	0.9
95°	0.9	0.9	0.9	0.9	0.9	1.7
97.5°	0.9	1.7	0.9	0.9	0.9	1.7
100°	0.9	1.7	0.9	0.9	1.7	1.7
102.5°	0.9	1.7	0.9	0.9	1.7	1.7
105°	0.9	1.7	0.9	0.9	1.7	1.7
107.5°	0.9	1.7	0.9	1.7	1.7	1.7
110°	0.9	1.7	0.9	1.7	1.7	1.7



TEST NUMBER: P1432786  
 CATALOG NUMBER: EHBR1-54-UNV-TASM-L835

**CANDELA DISTRIBUTION (continued):**

	247.5°	270°	292.5°	315°	337.5°	360°
112.5°	0.9	1.7	0.9	1.7	1.7	1.7
115°	0.9	1.7	0.9	1.7	1.7	2.6
117.5°	0.9	1.7	0.9	1.7	2.6	2.6
120°	0.9	1.7	0.9	1.7	2.6	2.6
122.5°	1.7	1.7	1.7	2.6	3.5	3.5
125°	1.7	2.6	1.7	3.5	4.4	3.5
127.5°	1.7	2.6	1.7	3.5	4.4	4.4
130°	2.6	2.6	2.6	4.4	5.2	5.2
132.5°	3.5	3.5	3.5	6.1	7.0	6.1
135°	4.4	3.5	4.4	6.1	7.9	7.0
137.5°	5.2	4.4	5.2	7.9	8.7	7.9
140°	7.0	6.1	7.0	8.7	8.7	8.7
142.5°	7.9	7.9	7.9	9.6	9.6	9.6
145°	9.6	9.6	9.6	10.5	9.6	10.5
147.5°	11.3	11.3	11.3	11.3	10.5	10.5
150°	13.1	13.1	13.1	12.2	11.3	11.3
152.5°	14.0	14.8	14.0	13.1	12.2	12.2
155°	15.7	16.6	15.7	14.8	13.1	14.0
157.5°	17.5	19.2	17.5	16.6	15.7	15.7
160°	20.1	20.9	20.1	19.2	18.3	19.2
162.5°	21.8	22.7	21.8	20.9	20.9	20.9
165°	23.6	24.4	23.6	22.7	22.7	23.6
167.5°	24.4	24.4	24.4	24.4	24.4	25.3
170°	25.3	26.2	25.3	25.3	26.2	26.2
172.5°	27.1	27.9	27.1	27.9	27.9	28.8
175°	28.8	29.7	28.8	29.7	29.7	30.5
177.5°	29.7	30.5	29.7	29.7	29.7	30.5
180°	32.3	32.3	32.3	32.3	32.3	32.3



TEST NUMBER: P1432786  
 CATALOG NUMBER: EHBR1-54-UNV-TASM-L835

**CIE UGR TABLE:**

Reflectances:											
Ceiling		0.7	0.7	0.5	0.5	0.3	0.7	0.7	0.5	0.5	0.3
Wall		0.5	0.3	0.5	0.3	0.3	0.5	0.3	0.5	0.3	0.3
Reference plane		0.2	0.2	0.2	0.2	0.2	0.2	0.2	0.2	0.2	0.2
Room dimensions		Viewed crosswise					Viewed endwise				
X=2H	Y=2H	20.37	21.58	20.74	21.89	22.21	19.69	20.90	20.06	21.21	21.53
	3H	22.01	23.08	22.39	23.42	23.78	21.64	22.71	22.02	23.05	23.41
	4H	22.72	23.72	23.12	24.07	24.46	22.50	23.50	22.91	23.85	24.24
	6H	23.29	24.21	23.71	24.58	24.98	23.25	24.17	23.67	24.54	24.94
	8H	23.49	24.36	23.93	24.75	25.16	23.54	24.41	23.97	24.80	25.21
	12H	23.61	24.45	24.05	24.83	25.26	23.73	24.57	24.17	24.95	25.38
4H	2H	20.83	21.83	21.24	22.19	22.58	20.32	21.32	20.73	21.67	22.06
	3H	22.74	23.57	23.16	23.98	24.38	22.50	23.32	22.91	23.73	24.14
	4H	23.60	24.34	24.04	24.76	25.21	23.49	24.23	23.93	24.66	25.10
	6H	24.33	24.96	24.79	25.41	25.88	24.39	25.03	24.86	25.48	25.95
	8H	24.58	25.18	25.06	25.63	26.10	24.73	25.33	25.21	25.78	26.25
	12H	24.75	25.28	25.24	25.76	26.24	24.99	25.51	25.47	26.00	26.47
8H	4H	23.91	24.51	24.38	24.96	25.43	23.83	24.43	24.31	24.88	25.35
	6H	24.79	25.27	25.29	25.77	26.25	24.89	25.37	25.39	25.87	26.36
	8H	25.14	25.57	25.66	26.09	26.58	25.34	25.77	25.86	26.29	26.78
	12H	25.40	25.78	25.92	26.27	26.85	25.69	26.07	26.21	26.57	27.14
12H	4H	23.94	24.46	24.43	24.95	25.43	23.87	24.39	24.35	24.88	25.35
	6H	24.86	25.29	25.38	25.81	26.30	24.96	25.39	25.49	25.91	26.41
	8H	25.27	25.65	25.79	26.15	26.72	25.48	25.85	26.00	26.35	26.93

Cooper Lighting Solutions Photometric Lab  
1121 Highway 74 South  
Peachtree City, GA 30269



LM-79-2019: Approved Method: Electrical and Photometric Measurements of Solid-State Lighting Products

Report Prepared for

Cooper Lighting Solutions

Metalux

Report Number: SP1-2506-472-3

Test Date: 07/31/2025

Luminaire Tested: EHBR-60-L835-N

Data in this report applies to families of products including EHBR-60-L835-N

**Test Information**

Test Method: LM-79-2019  
 Report Number: SP1-2506-472-3  
 Test Lab: COOPER LIGHTING SOLUTIONS  
 Photometer: SP1 - 76IN SPHERE  
 Measurement Geometry: 4π  
 Issue Date: 08/05/2025  
 Manufacturer: COOPER LIGHTING SOLUTIONS  
 Product Line: Metalux  
 Catalog Number: **EHBR-60-L835-N**  
 Description: Elevate Round Highbay at, 60000 lumens, 3500K 80CRI LEDs with N lens

**Spectral Parameters**

CCT (K): 3468  
 CIE u': 0.2375  
 CIE v': 0.5091  
 Duv: -0.0021  
 CIE x: 0.4049  
 CIE y: 0.3856  
 CIE z: 0.2095  
 Peak Wavelength (nm): 630  
 Dominant Wavelength (nm): 581  
 Purity: 37.24544  
 Rf: 80.1  
 Rg: 101

CRI (Ra):	82.1		
R1:	82.9	R9:	27.6
R2:	85.6	R10:	63.8
R3:	85.9	R11:	81.2
R4:	82.8	R12:	57.2
R5:	81.0	R13:	82.6
R6:	79.7	R14:	91.0
R7:	86.5	R15:	79.4
R8:	72.1		



**Test Conditions**

Stabilization Time: 39M  
 Operation Time: 1H 39M  
 Sphere Temperature (°C): 25.0

REPORT NUMBER: SP1-2506-472-3

Measurement and Test Equipment			
Instrument	Identification Number	Calibration Date	Calibration Due Date
Photometer	76INCH SPHERE IN0058	6/16/2025	12/16/2025
Power Meter	XITRON INXT2011004	1/21/2025	1/21/2026
AC Power Source	CHROMA 61603 IN0063	10/22/2024	10/22/2025
DC Power Source	AGILENT E3634A IN0208	10/22/2024	10/22/2025
Sphere Thermometer	ONSET IN0085	10/22/2024	10/22/2025
Room Thermometer	ONSET IN0046	10/22/2024	10/22/2025

REPORT NUMBER: SP1-2506-472-3

CIE 1931 Chromaticity Diagram



CIE 1931 Chromaticity Diagram with 2017 ANSI 7-Step and 4-Step Quadrangles



Point lies inside the ANSI 3500K 4-step quadrangle

REPORT NUMBER: SP1-2506-472-3

**Photopic Flux vs. Wavelength**

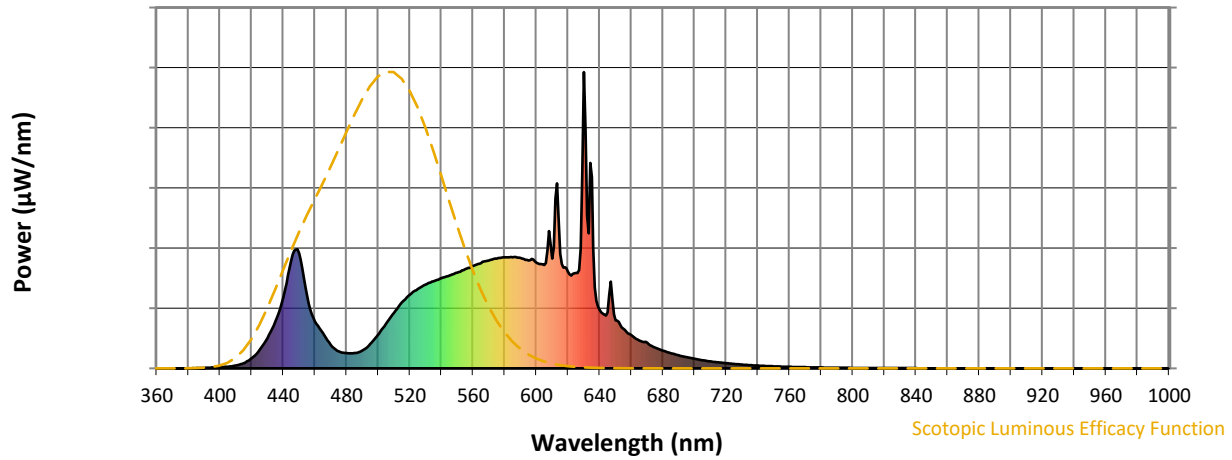


**Photopic Lumens: NR**

λ (nm)	Power W <sup>^</sup> /nm	Lumens (φ/nm)	λ (nm)	Power W <sup>^</sup> /nm	Lumens (φ/nm)	λ (nm)	Power W <sup>^</sup> /nm	Lumens (φ/nm)	λ (nm)	Power W <sup>^</sup> /nm	Lumens (φ/nm)	λ (nm)	Power W <sup>^</sup> /nm	Lumens (φ/nm)
360	0	NR	490	60	NR	620	327	NR	750	7	NR	880	0	NR
365	0	NR	495	82	NR	625	322	NR	755	6	NR	885	0	NR
370	0	NR	500	114	NR	630	1000	NR	760	5	NR	890	0	NR
375	0	NR	505	152	NR	635	645	NR	765	4	NR	895	0	NR
380	0	NR	510	189	NR	640	197	NR	770	4	NR	900	0	NR
385	1	NR	515	222	NR	645	189	NR	775	3	NR	905	0	NR
390	2	NR	520	248	NR	650	163	NR	780	3	NR	910	0	NR
395	3	NR	525	268	NR	655	134	NR	785	2	NR	915	0	NR
400	4	NR	530	283	NR	660	113	NR	790	2	NR	920	0	NR
405	6	NR	535	294	NR	665	94	NR	795	2	NR	925	0	NR
410	9	NR	540	305	NR	670	87	NR	800	2	NR	930	0	NR
415	18	NR	545	314	NR	675	70	NR	805	1	NR	935	0	NR
420	34	NR	550	323	NR	680	60	NR	810	1	NR	940	0	NR
425	62	NR	555	335	NR	685	51	NR	815	1	NR	945	0	NR
430	102	NR	560	346	NR	690	44	NR	820	1	NR	950	0	NR
435	159	NR	565	356	NR	695	38	NR	825	1	NR	955	0	NR
440	241	NR	570	364	NR	700	32	NR	830	1	NR	960	0	NR
445	363	NR	575	371	NR	705	28	NR	835	1	NR	965	0	NR
450	389	NR	580	375	NR	710	24	NR	840	1	NR	970	0	NR
455	245	NR	585	375	NR	715	20	NR	845	0	NR	975	0	NR
460	158	NR	590	373	NR	720	17	NR	850	0	NR	980	0	NR
465	120	NR	595	364	NR	725	15	NR	855	0	NR	985	0	NR
470	79	NR	600	357	NR	730	13	NR	860	0	NR	990	0	NR
475	57	NR	605	349	NR	735	11	NR	865	0	NR	995	0	NR
480	51	NR	610	371	NR	740	9	NR	870	0	NR	1000	0	NR
485	51	NR	615	387	NR	745	8	NR	875	0	NR			

REPORT NUMBER: SP1-2506-472-3

**Scotopic Flux vs. Wavelength**



**Scotopic Lumens: NR**

**S/P: 1.43**

λ (nm)	Power W <sup>^</sup> /nm	Lumens (φ/nm)	λ (nm)	Power W <sup>^</sup> /nm	Lumens (φ/nm)	λ (nm)	Power W <sup>^</sup> /nm	Lumens (φ/nm)	λ (nm)	Power W <sup>^</sup> /nm	Lumens (φ/nm)	λ (nm)	Power W <sup>^</sup> /nm	Lumens (φ/nm)
360	0	NR	490	60	NR	620	327	NR	750	7	NR	880	0	NR
365	0	NR	495	82	NR	625	322	NR	755	6	NR	885	0	NR
370	0	NR	500	114	NR	630	1000	NR	760	5	NR	890	0	NR
375	0	NR	505	152	NR	635	645	NR	765	4	NR	895	0	NR
380	0	NR	510	189	NR	640	197	NR	770	4	NR	900	0	NR
385	1	NR	515	222	NR	645	189	NR	775	3	NR	905	0	NR
390	2	NR	520	248	NR	650	163	NR	780	3	NR	910	0	NR
395	3	NR	525	268	NR	655	134	NR	785	2	NR	915	0	NR
400	4	NR	530	283	NR	660	113	NR	790	2	NR	920	0	NR
405	6	NR	535	294	NR	665	94	NR	795	2	NR	925	0	NR
410	9	NR	540	305	NR	670	87	NR	800	2	NR	930	0	NR
415	18	NR	545	314	NR	675	70	NR	805	1	NR	935	0	NR
420	34	NR	550	323	NR	680	60	NR	810	1	NR	940	0	NR
425	62	NR	555	335	NR	685	51	NR	815	1	NR	945	0	NR
430	102	NR	560	346	NR	690	44	NR	820	1	NR	950	0	NR
435	159	NR	565	356	NR	695	38	NR	825	1	NR	955	0	NR
440	241	NR	570	364	NR	700	32	NR	830	1	NR	960	0	NR
445	363	NR	575	371	NR	705	28	NR	835	1	NR	965	0	NR
450	389	NR	580	375	NR	710	24	NR	840	1	NR	970	0	NR
455	245	NR	585	375	NR	715	20	NR	845	0	NR	975	0	NR
460	158	NR	590	373	NR	720	17	NR	850	0	NR	980	0	NR
465	120	NR	595	364	NR	725	15	NR	855	0	NR	985	0	NR
470	79	NR	600	357	NR	730	13	NR	860	0	NR	990	0	NR
475	57	NR	605	349	NR	735	11	NR	865	0	NR	995	0	NR
480	51	NR	610	371	NR	740	9	NR	870	0	NR	1000	0	NR
485	51	NR	615	387	NR	745	8	NR	875	0	NR			

REPORT NUMBER: SP1-2506-472-3

**Melanopic Flux vs. Wavelength**



**Melanopic Lumens: NR**

**M/P: 2.75**

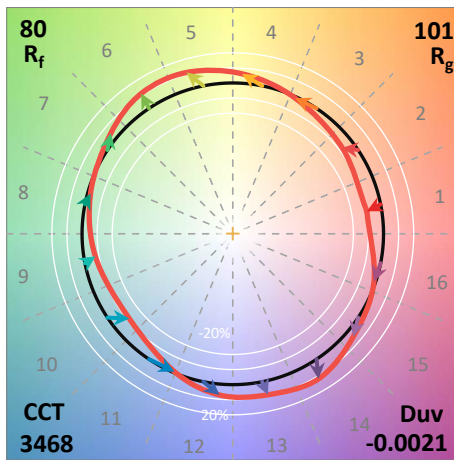
$\lambda$ (nm)	Power W <sup>^</sup> /nm	Lumens (φ/nm)	$\lambda$ (nm)	Power W <sup>^</sup> /nm	Lumens (φ/nm)	$\lambda$ (nm)	Power W <sup>^</sup> /nm	Lumens (φ/nm)	$\lambda$ (nm)	Power W <sup>^</sup> /nm	Lumens (φ/nm)	$\lambda$ (nm)	Power W <sup>^</sup> /nm	Lumens (φ/nm)
360	0	NR	490	60	NR	620	327	NR	750	7	NR	880	0	NR
365	0	NR	495	82	NR	625	322	NR	755	6	NR	885	0	NR
370	0	NR	500	114	NR	630	1000	NR	760	5	NR	890	0	NR
375	0	NR	505	152	NR	635	645	NR	765	4	NR	895	0	NR
380	0	NR	510	189	NR	640	197	NR	770	4	NR	900	0	NR
385	1	NR	515	222	NR	645	189	NR	775	3	NR	905	0	NR
390	2	NR	520	248	NR	650	163	NR	780	3	NR	910	0	NR
395	3	NR	525	268	NR	655	134	NR	785	2	NR	915	0	NR
400	4	NR	530	283	NR	660	113	NR	790	2	NR	920	0	NR
405	6	NR	535	294	NR	665	94	NR	795	2	NR	925	0	NR
410	9	NR	540	305	NR	670	87	NR	800	2	NR	930	0	NR
415	18	NR	545	314	NR	675	70	NR	805	1	NR	935	0	NR
420	34	NR	550	323	NR	680	60	NR	810	1	NR	940	0	NR
425	62	NR	555	335	NR	685	51	NR	815	1	NR	945	0	NR
430	102	NR	560	346	NR	690	44	NR	820	1	NR	950	0	NR
435	159	NR	565	356	NR	695	38	NR	825	1	NR	955	0	NR
440	241	NR	570	364	NR	700	32	NR	830	1	NR	960	0	NR
445	363	NR	575	371	NR	705	28	NR	835	1	NR	965	0	NR
450	389	NR	580	375	NR	710	24	NR	840	1	NR	970	0	NR
455	245	NR	585	375	NR	715	20	NR	845	0	NR	975	0	NR
460	158	NR	590	373	NR	720	17	NR	850	0	NR	980	0	NR
465	120	NR	595	364	NR	725	15	NR	855	0	NR	985	0	NR
470	79	NR	600	357	NR	730	13	NR	860	0	NR	990	0	NR
475	57	NR	605	349	NR	735	11	NR	865	0	NR	995	0	NR
480	51	NR	610	371	NR	740	9	NR	870	0	NR	1000	0	NR
485	51	NR	615	387	NR	745	8	NR	875	0	NR			

**Summary**

$R_f = 80.1$   
 $R_g = 101$   
 $CIE R_a = 82.1$   
 $R_9 = 27.6$

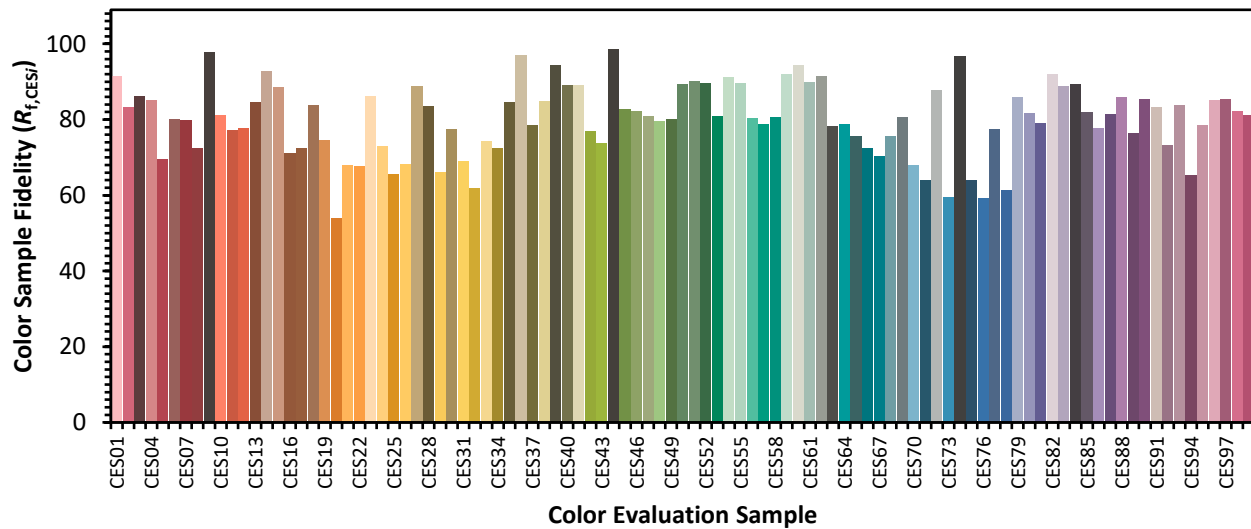


**Color Vector Graphics**

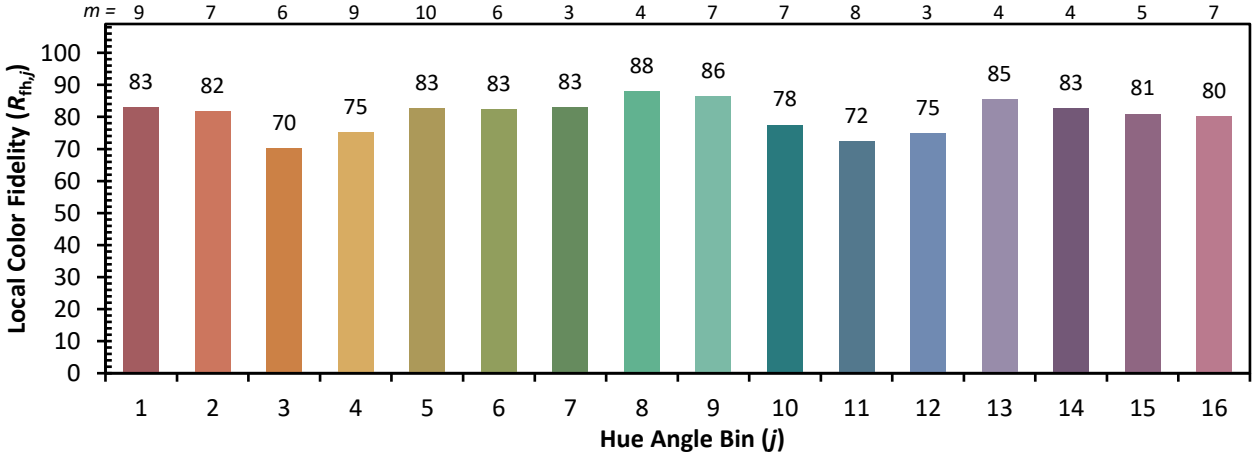
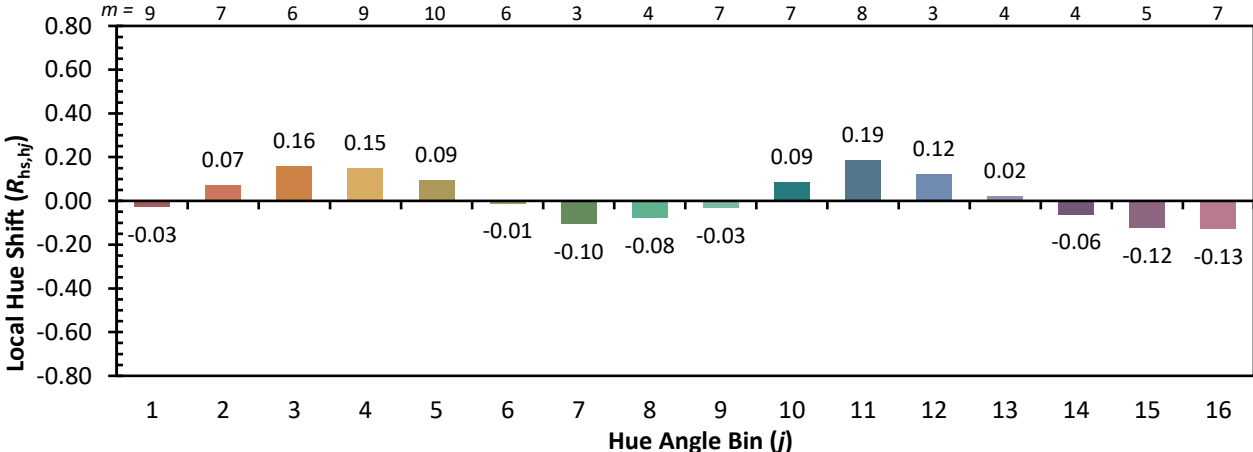
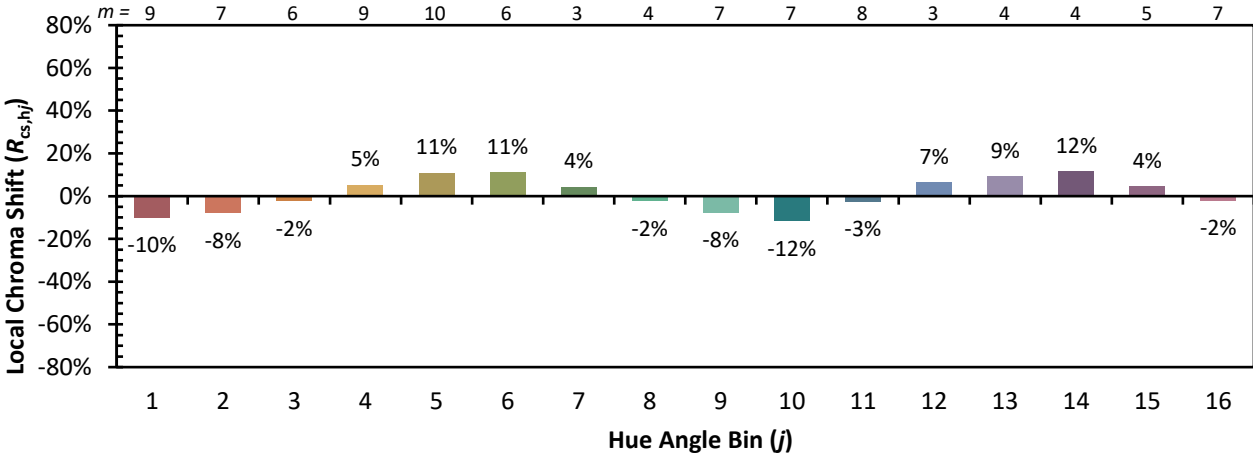


**Individual Sample Fidelity Index ( $R_{f,i}$ )**

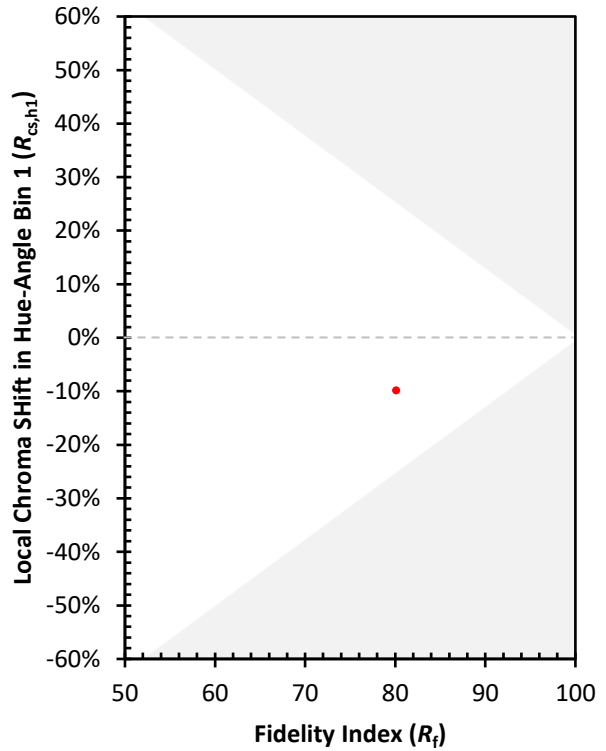
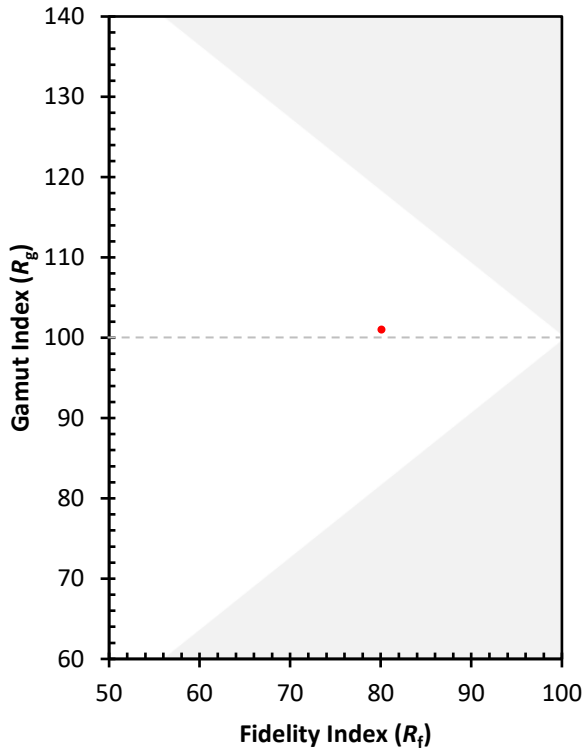
CES01 = 86	CES26 = 68	CES51 = 90	CES76 = 59
CES02 = 62	CES27 = 89	CES52 = 90	CES77 = 78
CES03 = 31	CES28 = 84	CES53 = 81	CES78 = 61
CES04 = 70	CES29 = 66	CES54 = 91	CES79 = 86
CES05 = 49	CES30 = 77	CES55 = 90	CES80 = 82
CES06 = 51	CES31 = 69	CES56 = 80	CES81 = 79
CES07 = 42	CES32 = 62	CES57 = 79	CES82 = 92
CES08 = 41	CES33 = 74	CES58 = 81	CES83 = 89
CES09 = 29	CES34 = 72	CES59 = 92	CES84 = 89
CES10 = 75	CES35 = 85	CES60 = 94	CES85 = 82
CES11 = 58	CES36 = 97	CES61 = 90	CES86 = 78
CES12 = 64	CES37 = 79	CES62 = 92	CES87 = 82
CES13 = 43	CES38 = 85	CES63 = 78	CES88 = 86
CES14 = 74	CES39 = 94	CES64 = 79	CES89 = 76
CES15 = 71	CES40 = 89	CES65 = 76	CES90 = 85
CES16 = 47	CES41 = 89	CES66 = 73	CES91 = 83
CES17 = 49	CES42 = 77	CES67 = 70	CES92 = 73
CES18 = 56	CES43 = 74	CES68 = 76	CES93 = 84
CES19 = 72	CES44 = 99	CES69 = 81	CES94 = 65
CES20 = 66	CES45 = 83	CES70 = 68	CES95 = 79
CES21 = 86	CES46 = 82	CES71 = 64	CES96 = 85
CES22 = 78	CES47 = 81	CES72 = 88	CES97 = 85
CES23 = 92	CES48 = 80	CES73 = 60	CES98 = 82
CES24 = 91	CES49 = 80	CES74 = 97	CES99 = 81
CES25 = 72	CES50 = 89	CES75 = 64	



Color Rendition by Hue-Angle Bin



Measure Comparisons



(END OF REPORT)