

Cooper Lighting Solutions Photometric Lab  
1121 Highway 74 South  
Peachtree City, GA 30269



Scaled data based on original data using  
LM-79-2019 Approved Method: Electrical and Photometric Measurements of Solid-  
State Lighting Products

Test Report Prepared for  
Cooper Lighting Solutions

Brand: METALUX

Report Number: P1432619

Luminaire Tested: EHBR1-24-UNV-TASM-L835-UPL12

Issue Date: 3/20/2026

**Test Information**

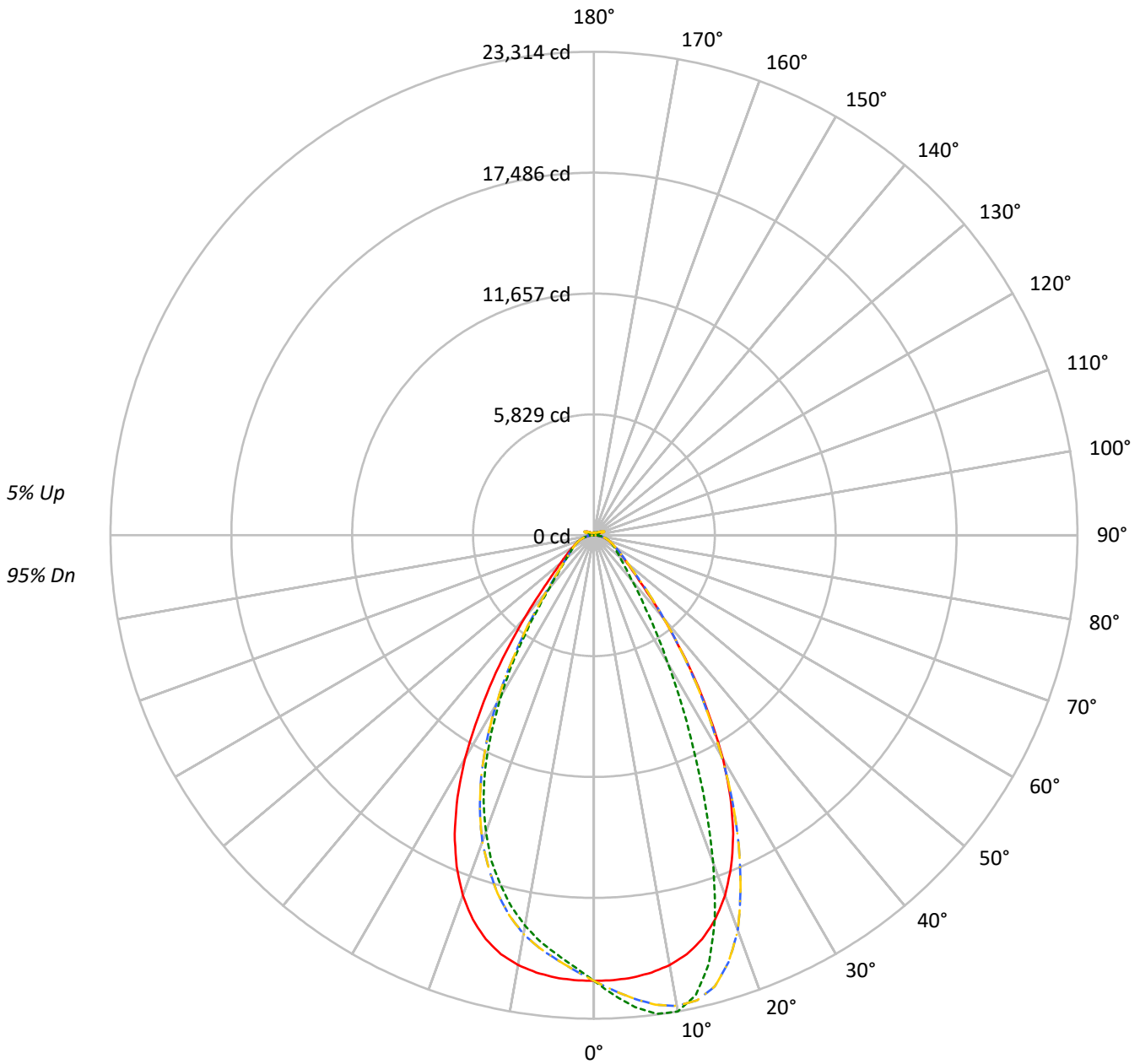
Test Method: LM-79-2019  
Report Number: P1432619  
REPORT IS A COMBINATION OF REPORTS P1431708 AND P1431635  
Test Lab: INNOVATION CENTER  
Issue Date: 3/20/2026  
Manufacturer: COOPER LIGHTING SOLUTIONS  
Product Line: METALUX  
Catalog Number: EHBR1-24-UNV-TASM-L835-UPL12  
Description: Elevate Round Highbay at, 24000 lumens, 3500K 80CRI LEDs with TASM lens  
Light Source: -  
Ballast/Driver: -

**Summary**

Lumens per Lamp: N/A  
Luminaire Lumens: 25196.9 lumens  
Efficiency: N/A  
Efficacy: 185.7 lumens/watt  
Spacing Criteria (0/90/45): 0.99 / 0.84 / 0.9  
Luminous Opening: Vertical Cylinder (Dia: 1.71' x H: 0.1')  
CIE Type: Direct  
  
Input Watts (W): 135.7  
Input Voltage (V): NR  
Input Current (Ain): NR  
Voltage Rise (V): NR  
Power Factor: NR  
Total Harmonic Distortion (THDi): NR  
Frequency (hertz): 60  
Stabilization Time: NR  
Operation Time: NR  
Ambient Temperature (°C): NR  
Test Distance: 24 FT

TEST NUMBER: P1432619  
CATALOG NUMBER: EHBR1-24-UNV-TASM-L835-UPL12

### Luminous Intensity Polar Plot



— 0°-180°    - - 45°-225°    - - - 90°-270°    - · - 135°-315°



TEST NUMBER: P1432619

CATALOG NUMBER: EHBR1-24-UNV-TASM-L835-UPL12

**COEFFICIENT OF UTILIZATION - ZONAL CAVITY METHOD:**

RF	20				20				20				20				20				
RC	80				70				50				30				10			0	
RW	70	50	30	10	70	50	30	10	50	30	10	50	30	10	50	30	10	50	30	10	0
RCR																					
0	118	118	118	118	115	115	115	115	108	108	108	103	103	103	98	98	98	98	98	98	95
1	111	107	104	101	108	105	102	99	100	97	95	95	93	92	91	90	88	88	88	88	86
2	104	98	93	89	101	96	91	87	92	88	85	88	85	82	84	82	80	84	82	80	78
3	97	90	84	79	95	88	82	78	84	80	76	81	77	74	78	75	72	78	75	72	70
4	91	82	76	71	89	81	75	70	78	73	69	75	71	68	73	69	66	73	69	66	64
5	86	76	69	64	84	75	69	64	73	67	63	70	66	62	68	64	61	68	64	61	59
6	81	71	64	59	79	70	63	59	68	62	58	66	61	57	64	60	56	64	60	56	55
7	77	66	59	54	75	65	59	54	63	58	53	62	57	53	60	56	52	60	56	52	51
8	72	62	55	50	71	61	55	50	59	54	50	58	53	49	57	52	49	57	52	49	47
9	69	58	51	47	67	57	51	47	56	50	46	55	49	46	53	49	45	53	49	45	44
10	65	54	48	44	64	54	48	44	53	47	43	52	46	43	50	46	43	50	46	43	41

**AVERAGE LUMINANCE (cd/sqm):**

	0°	90°	180°	270°
0°	100900	100900	100900	100900
5°	100286	106986	100286	95082
10°	99053	109733	99053	89987
15°	96129	101976	96129	83124
20°	89904	81771	89904	74040
25°	79572	56656	79572	62049
30°	64610	36858	64610	46425
35°	46340	23871	46340	30906
40°	29960	16453	29960	19491
45°	19010	12744	19010	13887
50°	14117	10830	14117	11568
55°	11525	9865	11525	10211
60°	9980	9397	9980	9455
65°	9098	9063	9098	9025
70°	8624	8880	8624	8765
75°	8065	8590	8065	8334
80°	7085	8111	7085	7581
85°	4585	5790	4585	5522

**MAXIMUM LUMINANCE 45°-90°:**

Horizontal Angle: 22.5°  
 Vertical Angle: 45°  
 Luminance: 26726 cd/sqm



TEST NUMBER: P1432619  
 CATALOG NUMBER: EHBR1-24-UNV-TASM-L835-UPL12

**ZONAL LUMENS:**

Zone	Lumens	% Fixture
0°-10°	2043.0	8.1
10°-20°	5558.1	22.1
20°-30°	6518.5	25.9
30°-40°	4533.2	18.0
40°-50°	2252.8	8.9
50°-60°	1347.4	5.3
60°-70°	948.4	3.8
70°-80°	610.9	2.4
80°-90°	196.1	0.8
90°-100°	32.0	0.1
100°-110°	205.7	0.8
110°-120°	379.4	1.5
120°-130°	226.0	0.9
130°-140°	137.4	0.5
140°-150°	95.7	0.4
150°-160°	63.1	0.3
160°-170°	36.9	0.1
170°-180°	12.4	0.0
0°-30°	14119.5	56.0
0°-40°	18652.7	74.0
0°-60°	22252.9	88.3
0°-90°	24008.3	95.3
90°-120°	617.1	2.4
90°-150°	1076.1	4.3
90°-180°	1189.0	4.7
0°-180°	25196.9	100.0

**CANDELA DISTRIBUTION:**

	0°	90°	180°	270°	360°	Flux
0°	21486	21486	21486	21486	21486	
5°	21413	22843	21413	20302	21413	2032
15°	20167	21394	20167	17439	20167	5636
25°	15890	11314	15890	12391	15890	7194
35°	8505	4381	8505	5672	8505	5309
45°	3076	2062	3076	2247	3076	2517
55°	1558	1333	1558	1380	1558	1424
65°	950	946	950	942	950	954
75°	568	605	568	587	568	596
85°	158	199	158	190	158	175
90°	9	12	9	9	9	12
95°	17	18	17	15	17	18
105°	94	50	94	72	94	127
115°	404	346	404	328	404	368
125°	259	272	259	237	259	238
135°	165	191	165	174	165	131
145°	150	157	150	146	150	94
155°	135	141	135	131	135	63
165°	129	134	129	127	129	37
175°	131	135	131	128	131	12
180°	131	131	131	131	131	



TEST NUMBER: P1432619  
 CATALOG NUMBER: EHBR1-24-UNV-TASM-L835-UPL12

**CANDELA DISTRIBUTION (FULL):**

	0°	22.5°	45°	67.5°	90°	112.5°	135°	157.5°	180°	202.5°	225°
0°	21486.0	21486.0	21486.0	21486.0	21486.0	21486.0	21486.0	21486.0	21486.0	21486.0	21486.0
2.5°	21473.5	21751.1	21975.9	22124.1	22197.4	22124.1	21975.9	21751.1	21473.5	21197.5	21007.7
5°	21412.7	21968.6	22439.6	22747.8	22843.3	22747.8	22439.6	21968.6	21412.7	20887.3	20538.7
7.5°	21267.2	22133.4	22833.2	23193.0	23280.8	23193.0	22833.2	22133.4	21267.2	20523.4	20083.1
10°	21045.2	22237.4	23045.9	23303.8	23314.3	23303.8	23045.9	22237.4	21045.2	20043.2	19523.9
12.5°	20691.0	22200.2	22974.7	22890.0	22697.8	22890.0	22974.7	22200.2	20691.0	19456.6	18801.5
15°	20167.3	21980.7	22523.0	21834.5	21394.1	21834.5	22523.0	21980.7	20167.3	18664.5	17904.6
17.5°	19429.2	21569.7	21580.2	20218.1	19387.3	20218.1	21580.2	21569.7	19429.2	17695.9	16859.1
20°	18477.9	20910.6	20282.1	17790.6	16806.3	17790.6	20282.1	20910.6	18477.9	16550.9	15729.8
22.5°	17285.4	20021.8	18474.3	15348.7	14005.8	15348.7	18474.3	20021.8	17285.4	15219.3	14364.8
25°	15890.5	18932.8	16529.6	12688.0	11314.1	12688.0	16529.6	18932.8	15890.5	13632.8	12860.0
27.5°	14250.0	17552.5	14458.7	10368.0	9100.5	10368.0	14458.7	17552.5	14250.0	11994.5	11205.3
30°	12427.7	15783.0	12303.6	8256.9	7089.7	8256.9	12303.6	15783.0	12427.7	10154.1	9447.5
32.5°	10387.4	14048.5	10233.9	6615.9	5627.2	6615.9	10233.9	14048.5	10387.4	8397.9	7659.4
35°	8505.1	11878.6	8367.7	5198.5	4381.1	5198.5	8367.7	11878.6	8505.1	6740.1	6014.8
37.5°	6674.7	9828.2	6670.3	4186.0	3553.5	4186.0	6670.3	9828.2	6674.7	5240.0	4651.4
40°	5192.9	7684.8	5226.3	3341.6	2851.7	3341.6	5226.3	7684.8	5192.9	3987.1	3610.3
42.5°	3934.7	5876.2	4107.9	2742.5	2422.2	2742.5	4107.9	5876.2	3934.7	3141.4	2859.4
45°	3075.7	4324.2	3207.8	2313.8	2062.0	2313.8	3207.8	4324.2	3075.7	2529.8	2340.4
47.5°	2504.8	3342.0	2599.9	1984.7	1808.2	1984.7	2599.9	3342.0	2504.8	2139.8	1998.0
50°	2103.9	2564.4	2158.7	1732.5	1614.0	1732.5	2158.7	2564.4	2103.9	1832.4	1737.7
52.5°	1807.3	2091.5	1838.4	1543.9	1464.2	1543.9	1838.4	2091.5	1807.3	1603.1	1544.3
55°	1557.5	1758.3	1598.7	1388.3	1333.2	1388.3	1598.7	1758.3	1557.5	1426.6	1383.1
57.5°	1367.9	1491.5	1388.3	1255.8	1219.1	1255.8	1388.3	1491.5	1367.9	1269.5	1246.2
60°	1199.8	1291.7	1225.2	1140.2	1129.7	1140.2	1225.2	1291.7	1199.8	1142.2	1126.9
62.5°	1070.5	1128.5	1083.4	1036.2	1027.0	1036.2	1083.4	1128.5	1070.5	1026.1	1029.0
65°	949.6	1003.6	968.2	942.8	946.0	942.8	968.2	1003.6	949.6	929.1	933.5
67.5°	856.2	884.4	869.1	854.5	858.2	854.5	869.1	884.4	856.2	836.0	842.9
70°	756.7	786.8	771.1	773.1	779.2	773.1	771.1	786.8	756.7	750.6	755.8
72.5°	661.5	684.9	679.7	684.5	690.9	684.5	679.7	684.9	661.5	660.8	661.1
75°	568.1	585.8	588.2	595.1	605.1	595.1	588.2	585.8	568.1	562.0	569.3
77.5°	466.1	486.3	494.0	503.2	518.1	503.2	494.0	486.3	466.1	470.2	473.8
80°	372.7	382.0	398.8	405.7	426.7	405.7	398.8	382.0	372.7	365.9	371.1
82.5°	272.8	281.2	295.8	308.7	320.7	308.7	295.8	281.2	272.8	269.6	270.0
85°	157.6	170.4	180.1	195.4	199.0	195.4	180.1	170.4	157.6	161.2	157.6
87.5°	55.2	59.2	67.7	73.7	74.1	73.7	67.7	59.2	55.2	56.4	51.2
90°	8.8	15.1	25.9	15.4	11.6	15.4	25.9	15.1	8.8	15.3	23.9
92.5°	11.4	20.3	36.4	20.0	14.9	20.0	36.4	20.3	11.4	19.9	38.2
95°	17.1	24.8	46.1	21.9	17.6	21.9	46.1	24.8	17.1	26.5	53.1
97.5°	26.2	30.7	52.0	23.3	20.8	23.3	52.0	30.7	26.2	32.3	61.0
100°	34.6	34.6	94.3	26.5	23.4	26.5	94.3	34.6	34.6	39.9	94.8
102.5°	52.3	67.6	217.9	51.7	27.9	51.7	217.9	67.6	52.3	74.4	201.0
105°	94.5	153.6	382.6	130.4	49.8	130.4	382.6	153.6	94.5	155.2	357.9
107.5°	178.6	285.8	492.7	255.5	113.0	255.5	492.7	285.8	178.6	274.3	472.2
110°	285.4	399.1	537.6	349.3	226.3	349.3	537.6	399.1	285.4	376.5	495.1



TEST NUMBER: P1432619

CATALOG NUMBER: EHBR1-24-UNV-TASM-L835-UPL12

**CANDELA DISTRIBUTION (continued):**

	0°	22.5°	45°	67.5°	90°	112.5°	135°	157.5°	180°	202.5°	225°
112.5°	371.3	444.7	525.3	387.1	312.2	387.1	525.3	444.7	371.3	415.6	474.3
115°	403.7	438.2	469.2	385.8	346.2	385.8	469.2	438.2	403.7	405.8	423.5
117.5°	390.0	401.1	405.4	362.3	348.1	362.3	405.4	401.1	390.0	365.2	359.7
120°	352.2	347.6	342.0	327.8	328.5	327.8	342.0	347.6	352.2	318.9	300.3
122.5°	305.2	295.4	289.3	293.0	301.9	293.0	289.3	295.4	305.2	271.9	257.7
125°	258.9	249.1	252.5	263.1	272.4	263.1	252.5	249.1	258.9	231.3	227.7
127.5°	220.2	215.7	225.8	237.7	245.7	237.7	225.8	215.7	220.2	202.7	206.2
130°	192.6	193.6	206.9	217.2	222.3	217.2	206.9	193.6	192.6	184.1	192.9
132.5°	175.4	180.3	193.0	202.1	205.1	202.1	193.0	180.3	175.4	173.2	183.9
135°	164.8	171.7	183.6	189.2	190.7	189.2	183.6	171.7	164.8	165.7	175.4
137.5°	158.5	165.6	174.5	179.3	178.3	179.3	174.5	165.6	158.5	161.1	168.3
140°	155.2	162.1	166.0	171.4	171.0	171.4	166.0	162.1	155.2	156.5	162.3
142.5°	151.7	158.0	159.9	164.0	163.1	164.0	159.9	158.0	151.7	152.9	156.9
145°	150.1	154.9	153.2	158.2	157.0	158.2	153.2	154.9	150.1	150.3	152.7
147.5°	146.8	150.3	148.4	152.7	151.5	152.7	148.4	150.3	146.8	146.8	147.9
150°	143.3	145.9	142.9	147.9	148.0	147.9	142.9	145.9	143.3	142.6	143.7
152.5°	138.5	141.1	138.5	144.1	143.8	144.1	138.5	141.1	138.5	137.8	138.9
155°	134.7	136.1	134.7	140.4	140.8	140.4	134.7	136.1	134.7	134.3	135.2
157.5°	132.4	133.3	132.8	137.7	138.1	137.7	132.8	133.3	132.4	132.4	132.8
160°	130.6	131.9	131.8	136.1	136.4	136.1	131.8	131.9	130.6	130.9	131.3
162.5°	130.1	130.1	130.3	134.6	135.4	134.6	130.3	130.1	130.1	130.1	130.8
165°	129.4	130.0	129.6	132.9	134.4	132.9	129.6	130.0	129.4	129.7	129.7
167.5°	129.6	128.9	129.7	132.9	134.4	132.9	129.7	128.9	129.6	129.7	129.7
170°	128.7	129.1	129.2	132.5	133.8	132.5	129.2	129.1	128.7	129.4	129.6
172.5°	129.8	129.8	129.8	132.3	134.4	132.3	129.8	129.8	129.8	130.1	130.8
175°	130.6	130.4	130.6	132.4	134.6	132.4	130.6	130.4	130.6	130.2	130.2
177.5°	129.9	130.8	131.6	133.5	136.2	133.5	131.6	130.8	129.9	130.2	130.2
180°	130.8	130.8	130.8	130.8	130.8	130.8	130.8	130.8	130.8	130.8	130.8



TEST NUMBER: P1432619

CATALOG NUMBER: EHBR1-24-UNV-TASM-L835-UPL12

**CANDELA DISTRIBUTION (continued):**

	247.5°	270°	292.5°	315°	337.5°	360°
0°	21486.0	21486.0	21486.0	21486.0	21486.0	21486.0
2.5°	20861.9	20848.2	20861.9	21007.7	21197.5	21473.5
5°	20377.2	20301.5	20377.2	20538.7	20887.3	21412.7
7.5°	19812.7	19768.8	19812.7	20083.1	20523.4	21267.2
10°	19218.5	19118.9	19218.5	19523.9	20043.2	21045.2
12.5°	18486.0	18354.3	18486.0	18801.5	19456.6	20691.0
15°	17554.5	17438.9	17554.5	17904.6	18664.5	20167.3
17.5°	16554.9	16450.2	16554.9	16859.1	17695.9	19429.2
20°	15299.5	15217.3	15299.5	15729.8	16550.9	18477.9
22.5°	13982.4	13905.4	13982.4	14364.8	15219.3	17285.4
25°	12432.9	12391.1	12432.9	12860.0	13632.8	15890.5
27.5°	10758.4	10687.2	10758.4	11205.3	11994.5	14250.0
30°	9047.8	8929.8	9047.8	9447.5	10154.1	12427.7
32.5°	7374.5	7289.6	7374.5	7659.4	8397.9	10387.4
35°	5757.4	5672.3	5757.4	6014.8	6740.1	8505.1
37.5°	4486.3	4336.0	4486.3	4651.4	5240.0	6674.7
40°	3402.4	3378.3	3402.4	3610.3	3987.1	5192.9
42.5°	2769.9	2704.2	2769.9	2859.4	3141.4	3934.7
45°	2272.7	2246.9	2272.7	2340.4	2529.8	3075.7
47.5°	1954.5	1965.7	1954.5	1998.0	2139.8	2504.8
50°	1717.2	1724.0	1717.2	1737.7	1832.4	2103.9
52.5°	1542.3	1536.2	1542.3	1544.3	1603.1	1807.3
55°	1387.6	1379.9	1387.6	1383.1	1426.6	1557.5
57.5°	1252.2	1257.8	1252.2	1246.2	1269.5	1367.9
60°	1131.4	1136.6	1131.4	1126.9	1142.2	1199.8
62.5°	1029.3	1032.6	1029.3	1029.0	1026.1	1070.5
65°	938.4	942.0	938.4	933.5	929.1	949.6
67.5°	851.3	851.3	851.3	842.9	836.0	856.2
70°	769.6	769.1	769.6	755.8	750.6	756.7
72.5°	671.2	680.9	671.2	661.1	660.8	661.5
75°	575.7	587.1	575.7	569.3	562.0	568.1
77.5°	479.0	496.4	479.0	473.8	470.2	466.1
80°	379.9	398.8	379.9	371.1	365.9	372.7
82.5°	280.8	294.9	280.8	270.0	269.6	272.8
85°	167.2	189.8	167.2	157.6	161.2	157.6
87.5°	53.6	68.5	53.6	51.2	56.4	55.2
90°	14.1	8.8	14.1	23.9	15.3	8.8
92.5°	21.2	12.8	21.2	38.2	19.9	11.4
95°	24.4	14.7	24.4	53.1	26.5	17.1
97.5°	27.1	19.0	27.1	61.0	32.3	26.2
100°	31.6	24.8	31.6	94.8	39.9	34.6
102.5°	66.8	41.8	66.8	201.0	74.4	52.3
105°	140.4	71.8	140.4	357.9	155.2	94.5
107.5°	251.2	123.8	251.2	472.2	274.3	178.6
110°	333.2	230.7	333.2	495.1	376.5	285.4



TEST NUMBER: P1432619

CATALOG NUMBER: EHBR1-24-UNV-TASM-L835-UPL12

**CANDELA DISTRIBUTION (continued):**

	247.5°	270°	292.5°	315°	337.5°	360°
112.5°	357.9	311.5	357.9	474.3	415.6	371.3
115°	344.2	327.8	344.2	423.5	405.8	403.7
117.5°	314.3	316.6	314.3	359.7	365.2	390.0
120°	279.8	293.2	279.8	300.3	318.9	352.2
122.5°	248.2	263.9	248.2	257.7	271.9	305.2
125°	220.9	236.9	220.9	227.7	231.3	258.9
127.5°	202.0	212.9	202.0	206.2	202.7	220.2
130°	187.4	196.6	187.4	192.9	184.1	192.6
132.5°	177.5	183.4	177.5	183.9	173.2	175.4
135°	168.7	173.6	168.7	175.4	165.7	164.8
137.5°	161.4	165.5	161.4	168.3	161.1	158.5
140°	155.0	158.5	155.0	162.3	156.5	155.2
142.5°	148.2	150.8	148.2	156.9	152.9	151.7
145°	143.8	145.7	143.8	152.7	150.3	150.1
147.5°	140.0	141.4	140.0	147.9	146.8	146.8
150°	136.2	137.6	136.2	143.7	142.6	143.3
152.5°	132.1	133.9	132.1	138.9	137.8	138.5
155°	129.7	131.4	129.7	135.2	134.3	134.7
157.5°	128.5	129.9	128.5	132.8	132.4	132.4
160°	127.8	128.9	127.8	131.3	130.9	130.6
162.5°	126.6	127.7	126.6	130.8	130.1	130.1
165°	126.7	127.1	126.7	129.7	129.7	129.4
167.5°	126.5	127.1	126.5	129.7	129.7	129.6
170°	126.9	127.4	126.9	129.6	129.4	128.7
172.5°	127.8	128.2	127.8	130.8	130.1	129.8
175°	127.9	128.3	127.9	130.2	130.2	130.6
177.5°	129.0	129.4	129.0	130.2	130.2	129.9
180°	130.8	130.8	130.8	130.8	130.8	130.8



TEST NUMBER: P1432619  
 CATALOG NUMBER: EHBR1-24-UNV-TASM-L835-UPL12

**CIE UGR TABLE:**

Reflectances:											
Ceiling		0.7	0.7	0.5	0.5	0.3	0.7	0.7	0.5	0.5	0.3
Wall		0.5	0.3	0.5	0.3	0.3	0.5	0.3	0.5	0.3	0.3
Reference plane		0.2	0.2	0.2	0.2	0.2	0.2	0.2	0.2	0.2	0.2
Room dimensions		Viewed crosswise					Viewed endwise				
X=2H	Y=2H	16.83	17.96	17.28	18.37	18.81	16.14	17.28	16.60	17.69	18.13
	3H	18.37	19.38	18.84	19.81	20.30	17.99	19.00	18.46	19.43	19.92
	4H	19.01	19.95	19.50	20.40	20.90	18.78	19.72	19.26	20.17	20.67
	6H	19.49	20.36	19.99	20.82	21.34	19.42	20.28	19.92	20.75	21.26
	8H	19.65	20.46	20.16	20.95	21.47	19.64	20.46	20.16	20.94	21.47
	12H	19.72	20.50	20.23	20.98	21.52	19.77	20.55	20.29	21.03	21.57
4H	2H	17.24	18.18	17.73	18.63	19.13	16.72	17.66	17.21	18.11	18.61
	3H	19.04	19.82	19.54	20.32	20.83	18.78	19.56	19.28	20.05	20.57
	4H	19.82	20.51	20.33	21.02	21.58	19.69	20.39	20.21	20.90	21.45
	6H	20.43	21.03	20.98	21.57	22.15	20.46	21.06	21.01	21.60	22.17
	8H	20.63	21.19	21.18	21.72	22.31	20.73	21.29	21.28	21.83	22.41
	12H	20.73	21.23	21.30	21.80	22.38	20.90	21.39	21.47	21.96	22.55
8H	4H	20.07	20.63	20.62	21.16	21.74	19.97	20.53	20.52	21.06	21.65
	6H	20.81	21.26	21.39	21.85	22.44	20.87	21.33	21.45	21.91	22.50
	8H	21.08	21.49	21.68	22.08	22.68	21.23	21.63	21.83	22.23	22.83
	12H	21.25	21.61	21.85	22.19	22.86	21.48	21.83	22.07	22.41	23.09
12H	4H	20.08	20.57	20.64	21.14	21.72	19.98	20.47	20.55	21.04	21.63
	6H	20.85	21.26	21.45	21.85	22.46	20.92	21.33	21.52	21.92	22.52
	8H	21.17	21.53	21.76	22.10	22.78	21.32	21.68	21.92	22.26	22.93

LM-79-2019: Approved Method: Electrical and Photometric Measurements of Solid-  
State Lighting Products

Report Prepared for

Cooper Lighting Solutions

Metalux

Report Number: SP1-2506-472-3

Test Date: 07/31/2025

Luminaire Tested: EHBR-60-L835-N

Data in this report applies to families of products including EHBR-60-L835-N

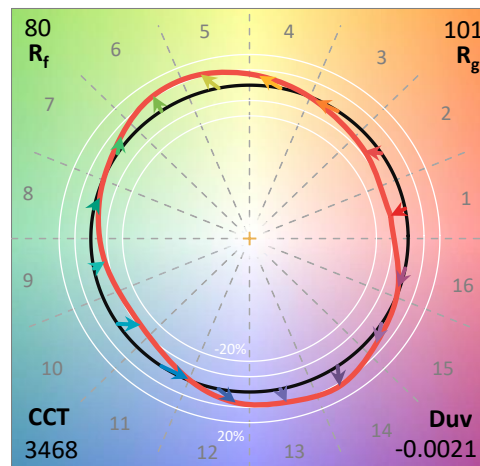
**Test Information**

Test Method: LM-79-2019  
 Report Number: SP1-2506-472-3  
 Test Lab: COOPER LIGHTING SOLUTIONS  
 Photometer: SP1 - 76IN SPHERE  
 Measurement Geometry: 4π  
 Issue Date: 08/05/2025  
 Manufacturer: COOPER LIGHTING SOLUTIONS  
 Product Line: Metalux  
 Catalog Number: **EHBR-60-L835-N**  
 Description: Elevate Round Highbay at, 60000 lumens, 3500K 80CRI LEDs with N lens

**Spectral Parameters**

CCT (K): 3468  
 CIE u': 0.2375  
 CIE v': 0.5091  
 Duv: -0.0021  
 CIE x: 0.4049  
 CIE y: 0.3856  
 CIE z: 0.2095  
 Peak Wavelength (nm): 630  
 Dominant Wavelength (nm): 581  
 Purity: 37.24544  
 Rf: 80.1  
 Rg: 101

CRI (Ra):	82.1		
R1:	82.9	R9:	27.6
R2:	85.6	R10:	63.8
R3:	85.9	R11:	81.2
R4:	82.8	R12:	57.2
R5:	81.0	R13:	82.6
R6:	79.7	R14:	91.0
R7:	86.5	R15:	79.4
R8:	72.1		



**Test Conditions**

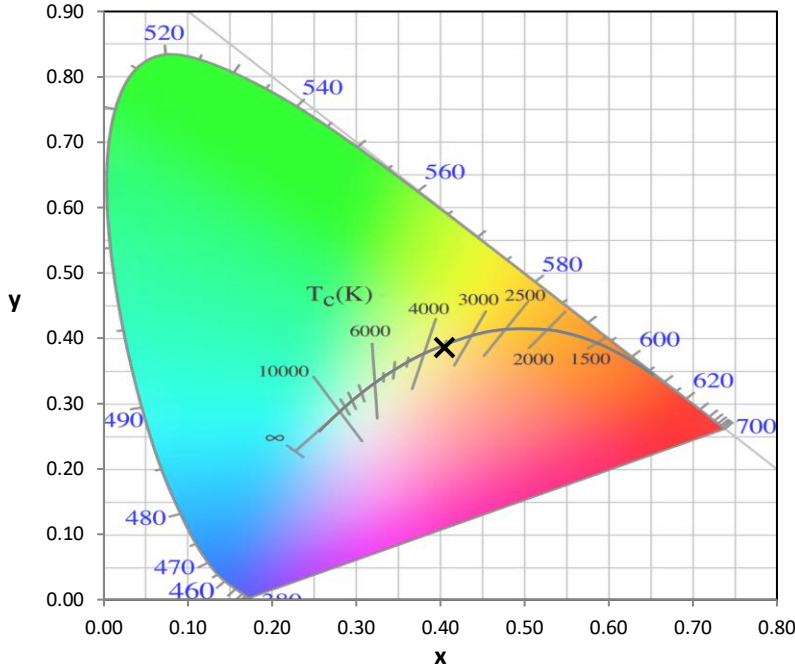
Stabilization Time: 39M  
 Operation Time: 1H 39M  
 Sphere Temperature (°C): 25.0

REPORT NUMBER: SP1-2506-472-3

Measurement and Test Equipment			
Instrument	Identification Number	Calibration Date	Calibration Due Date
Photometer	76INCH SPHERE IN0058	6/16/2025	12/16/2025
Power Meter	XITRON INXT2011004	1/21/2025	1/21/2026
AC Power Source	CHROMA 61603 IN0063	10/22/2024	10/22/2025
DC Power Source	AGILENT E3634A IN0208	10/22/2024	10/22/2025
Sphere Thermometer	ONSET IN0085	10/22/2024	10/22/2025
Room Thermometer	ONSET IN0046	10/22/2024	10/22/2025

REPORT NUMBER: SP1-2506-472-3

CIE 1931 Chromaticity Diagram



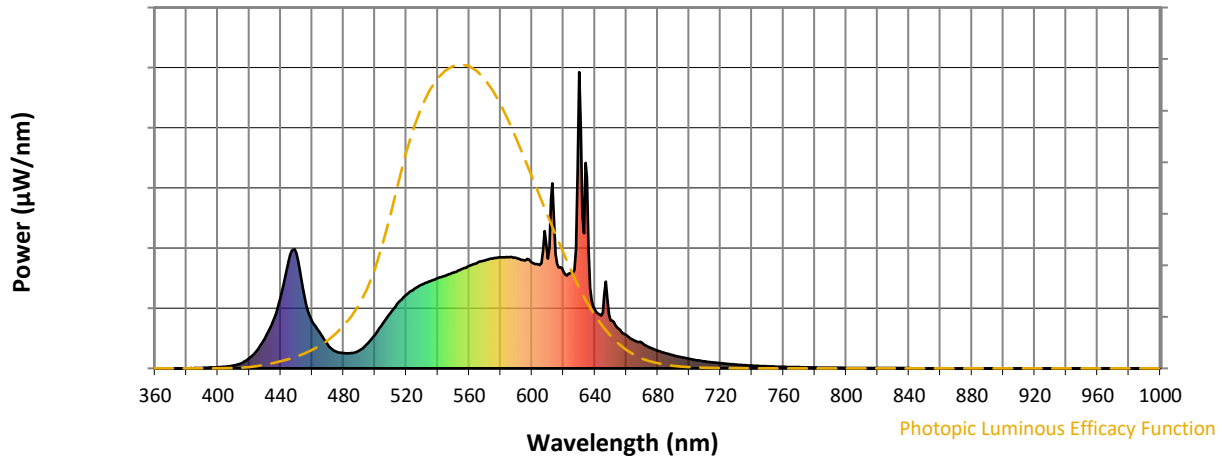
CIE 1931 Chromaticity Diagram with 2017 ANSI 7-Step and 4-Step Quadrangles



Point lies inside the ANSI 3500K 4-step quadrangle

REPORT NUMBER: SP1-2506-472-3

**Photopic Flux vs. Wavelength**

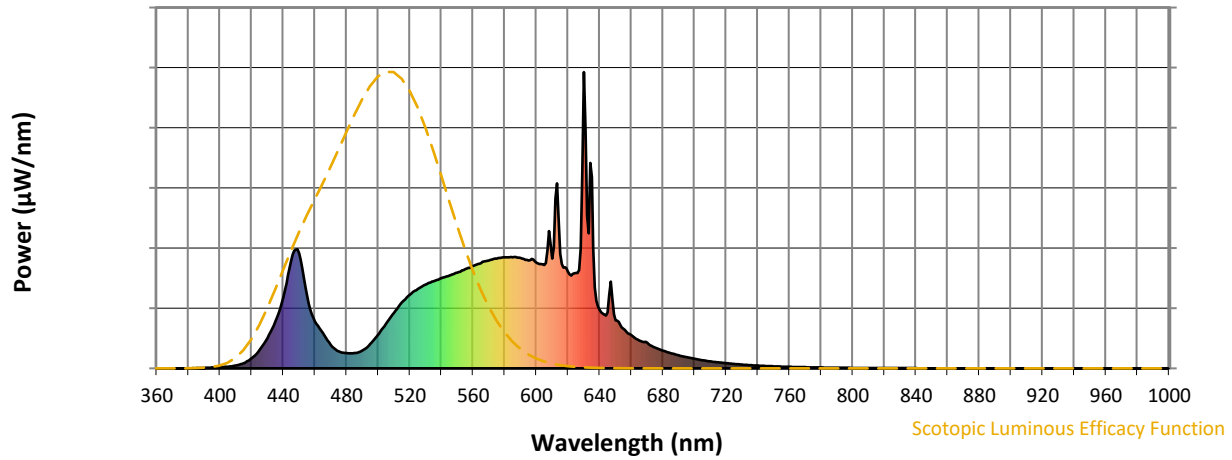


**Photopic Lumens: NR**

λ (nm)	Power W <sup>^</sup> /nm	Lumens (φ/nm)	λ (nm)	Power W <sup>^</sup> /nm	Lumens (φ/nm)	λ (nm)	Power W <sup>^</sup> /nm	Lumens (φ/nm)	λ (nm)	Power W <sup>^</sup> /nm	Lumens (φ/nm)	λ (nm)	Power W <sup>^</sup> /nm	Lumens (φ/nm)
360	0	NR	490	60	NR	620	327	NR	750	7	NR	880	0	NR
365	0	NR	495	82	NR	625	322	NR	755	6	NR	885	0	NR
370	0	NR	500	114	NR	630	1000	NR	760	5	NR	890	0	NR
375	0	NR	505	152	NR	635	645	NR	765	4	NR	895	0	NR
380	0	NR	510	189	NR	640	197	NR	770	4	NR	900	0	NR
385	1	NR	515	222	NR	645	189	NR	775	3	NR	905	0	NR
390	2	NR	520	248	NR	650	163	NR	780	3	NR	910	0	NR
395	3	NR	525	268	NR	655	134	NR	785	2	NR	915	0	NR
400	4	NR	530	283	NR	660	113	NR	790	2	NR	920	0	NR
405	6	NR	535	294	NR	665	94	NR	795	2	NR	925	0	NR
410	9	NR	540	305	NR	670	87	NR	800	2	NR	930	0	NR
415	18	NR	545	314	NR	675	70	NR	805	1	NR	935	0	NR
420	34	NR	550	323	NR	680	60	NR	810	1	NR	940	0	NR
425	62	NR	555	335	NR	685	51	NR	815	1	NR	945	0	NR
430	102	NR	560	346	NR	690	44	NR	820	1	NR	950	0	NR
435	159	NR	565	356	NR	695	38	NR	825	1	NR	955	0	NR
440	241	NR	570	364	NR	700	32	NR	830	1	NR	960	0	NR
445	363	NR	575	371	NR	705	28	NR	835	1	NR	965	0	NR
450	389	NR	580	375	NR	710	24	NR	840	1	NR	970	0	NR
455	245	NR	585	375	NR	715	20	NR	845	0	NR	975	0	NR
460	158	NR	590	373	NR	720	17	NR	850	0	NR	980	0	NR
465	120	NR	595	364	NR	725	15	NR	855	0	NR	985	0	NR
470	79	NR	600	357	NR	730	13	NR	860	0	NR	990	0	NR
475	57	NR	605	349	NR	735	11	NR	865	0	NR	995	0	NR
480	51	NR	610	371	NR	740	9	NR	870	0	NR	1000	0	NR
485	51	NR	615	387	NR	745	8	NR	875	0	NR			

REPORT NUMBER: SP1-2506-472-3

**Scotopic Flux vs. Wavelength**



**Scotopic Lumens: NR**

**S/P: 1.43**

λ (nm)	Power W <sup>^</sup> /nm	Lumens (φ/nm)	λ (nm)	Power W <sup>^</sup> /nm	Lumens (φ/nm)	λ (nm)	Power W <sup>^</sup> /nm	Lumens (φ/nm)	λ (nm)	Power W <sup>^</sup> /nm	Lumens (φ/nm)	λ (nm)	Power W <sup>^</sup> /nm	Lumens (φ/nm)
360	0	NR	490	60	NR	620	327	NR	750	7	NR	880	0	NR
365	0	NR	495	82	NR	625	322	NR	755	6	NR	885	0	NR
370	0	NR	500	114	NR	630	1000	NR	760	5	NR	890	0	NR
375	0	NR	505	152	NR	635	645	NR	765	4	NR	895	0	NR
380	0	NR	510	189	NR	640	197	NR	770	4	NR	900	0	NR
385	1	NR	515	222	NR	645	189	NR	775	3	NR	905	0	NR
390	2	NR	520	248	NR	650	163	NR	780	3	NR	910	0	NR
395	3	NR	525	268	NR	655	134	NR	785	2	NR	915	0	NR
400	4	NR	530	283	NR	660	113	NR	790	2	NR	920	0	NR
405	6	NR	535	294	NR	665	94	NR	795	2	NR	925	0	NR
410	9	NR	540	305	NR	670	87	NR	800	2	NR	930	0	NR
415	18	NR	545	314	NR	675	70	NR	805	1	NR	935	0	NR
420	34	NR	550	323	NR	680	60	NR	810	1	NR	940	0	NR
425	62	NR	555	335	NR	685	51	NR	815	1	NR	945	0	NR
430	102	NR	560	346	NR	690	44	NR	820	1	NR	950	0	NR
435	159	NR	565	356	NR	695	38	NR	825	1	NR	955	0	NR
440	241	NR	570	364	NR	700	32	NR	830	1	NR	960	0	NR
445	363	NR	575	371	NR	705	28	NR	835	1	NR	965	0	NR
450	389	NR	580	375	NR	710	24	NR	840	1	NR	970	0	NR
455	245	NR	585	375	NR	715	20	NR	845	0	NR	975	0	NR
460	158	NR	590	373	NR	720	17	NR	850	0	NR	980	0	NR
465	120	NR	595	364	NR	725	15	NR	855	0	NR	985	0	NR
470	79	NR	600	357	NR	730	13	NR	860	0	NR	990	0	NR
475	57	NR	605	349	NR	735	11	NR	865	0	NR	995	0	NR
480	51	NR	610	371	NR	740	9	NR	870	0	NR	1000	0	NR
485	51	NR	615	387	NR	745	8	NR	875	0	NR			

REPORT NUMBER: SP1-2506-472-3

**Melanopic Flux vs. Wavelength**



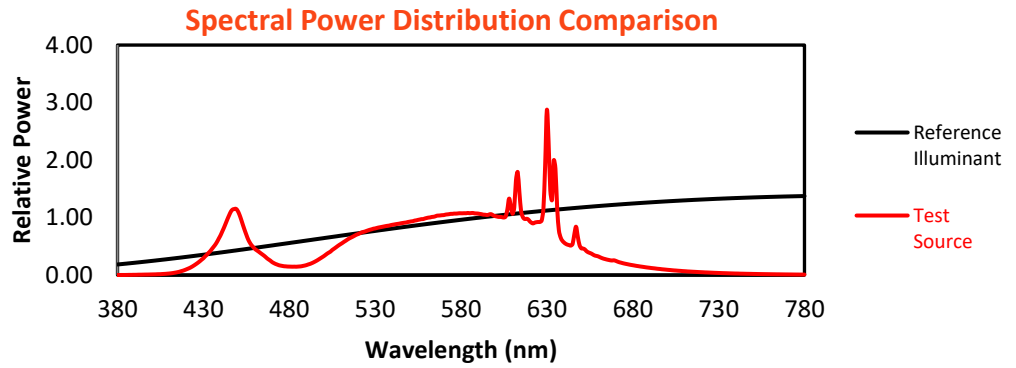
**Melanopic Lumens: NR**

**M/P: 2.75**

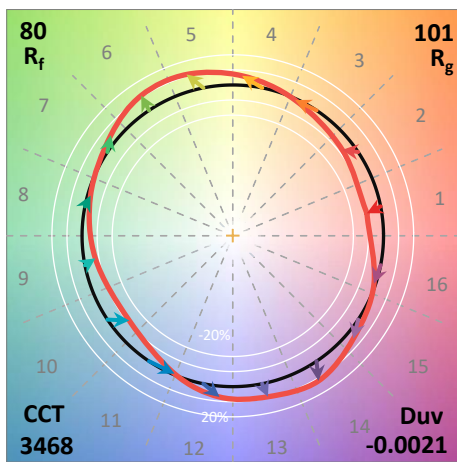
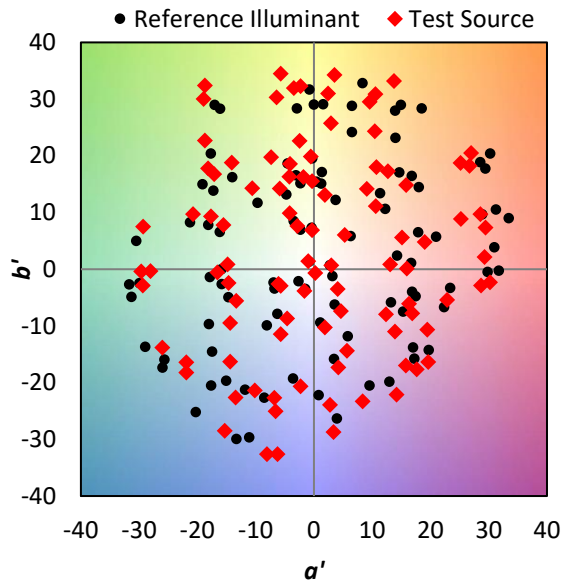
$\lambda$ (nm)	Power $\text{W}^{\wedge}/\text{nm}$	Lumens ( $\phi/\text{nm}$ )	$\lambda$ (nm)	Power $\text{W}^{\wedge}/\text{nm}$	Lumens ( $\phi/\text{nm}$ )	$\lambda$ (nm)	Power $\text{W}^{\wedge}/\text{nm}$	Lumens ( $\phi/\text{nm}$ )	$\lambda$ (nm)	Power $\text{W}^{\wedge}/\text{nm}$	Lumens ( $\phi/\text{nm}$ )	$\lambda$ (nm)	Power $\text{W}^{\wedge}/\text{nm}$	Lumens ( $\phi/\text{nm}$ )
360	0	NR	490	60	NR	620	327	NR	750	7	NR	880	0	NR
365	0	NR	495	82	NR	625	322	NR	755	6	NR	885	0	NR
370	0	NR	500	114	NR	630	1000	NR	760	5	NR	890	0	NR
375	0	NR	505	152	NR	635	645	NR	765	4	NR	895	0	NR
380	0	NR	510	189	NR	640	197	NR	770	4	NR	900	0	NR
385	1	NR	515	222	NR	645	189	NR	775	3	NR	905	0	NR
390	2	NR	520	248	NR	650	163	NR	780	3	NR	910	0	NR
395	3	NR	525	268	NR	655	134	NR	785	2	NR	915	0	NR
400	4	NR	530	283	NR	660	113	NR	790	2	NR	920	0	NR
405	6	NR	535	294	NR	665	94	NR	795	2	NR	925	0	NR
410	9	NR	540	305	NR	670	87	NR	800	2	NR	930	0	NR
415	18	NR	545	314	NR	675	70	NR	805	1	NR	935	0	NR
420	34	NR	550	323	NR	680	60	NR	810	1	NR	940	0	NR
425	62	NR	555	335	NR	685	51	NR	815	1	NR	945	0	NR
430	102	NR	560	346	NR	690	44	NR	820	1	NR	950	0	NR
435	159	NR	565	356	NR	695	38	NR	825	1	NR	955	0	NR
440	241	NR	570	364	NR	700	32	NR	830	1	NR	960	0	NR
445	363	NR	575	371	NR	705	28	NR	835	1	NR	965	0	NR
450	389	NR	580	375	NR	710	24	NR	840	1	NR	970	0	NR
455	245	NR	585	375	NR	715	20	NR	845	0	NR	975	0	NR
460	158	NR	590	373	NR	720	17	NR	850	0	NR	980	0	NR
465	120	NR	595	364	NR	725	15	NR	855	0	NR	985	0	NR
470	79	NR	600	357	NR	730	13	NR	860	0	NR	990	0	NR
475	57	NR	605	349	NR	735	11	NR	865	0	NR	995	0	NR
480	51	NR	610	371	NR	740	9	NR	870	0	NR	1000	0	NR
485	51	NR	615	387	NR	745	8	NR	875	0	NR			

**Summary**

$R_f = 80.1$   
 $R_g = 101$   
 $CIE R_a = 82.1$   
 $R_9 = 27.6$

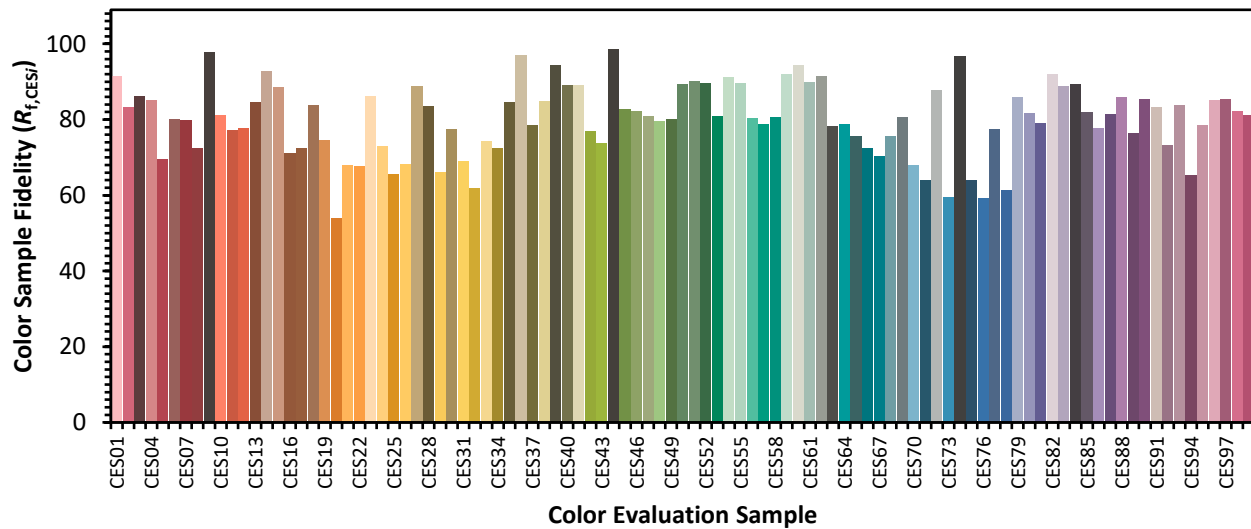


**Color Vector Graphics**

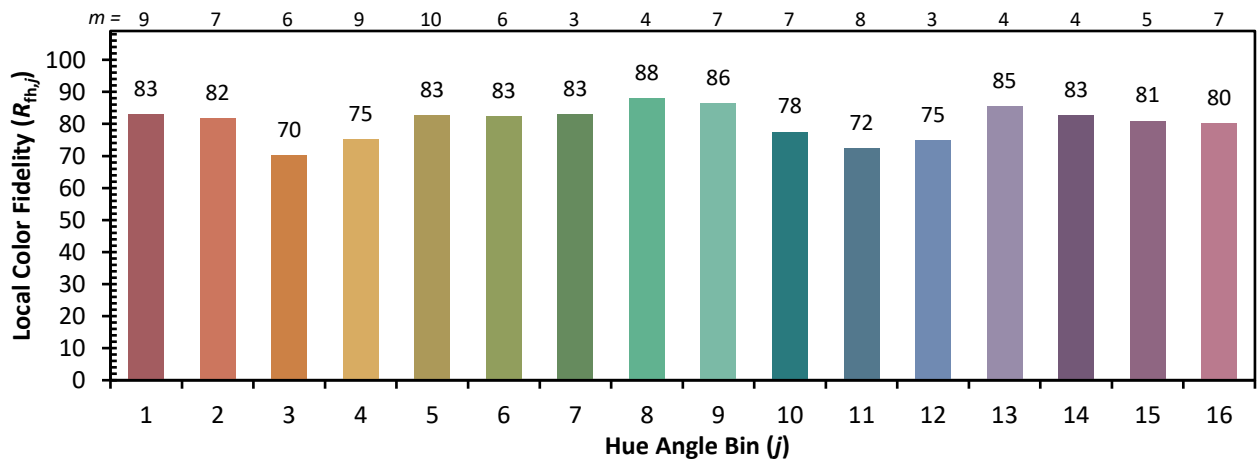


**Individual Sample Fidelity Index ( $R_{f,i}$ )**

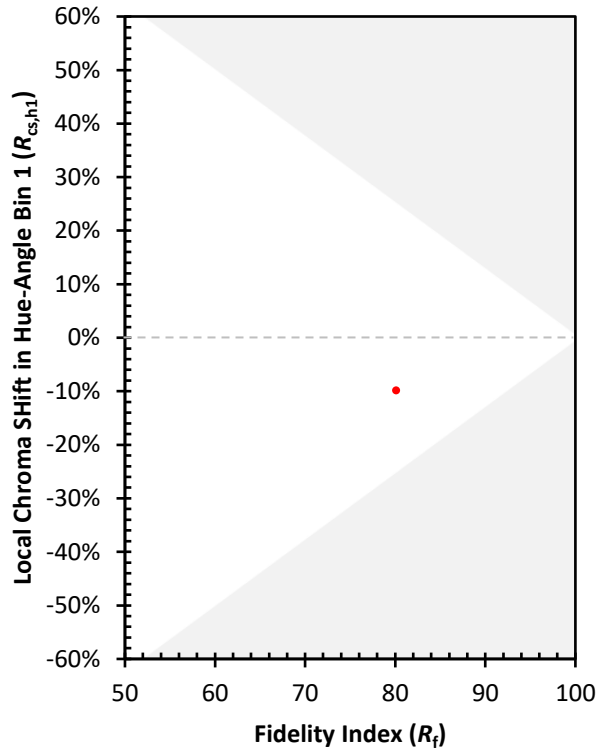
CES01 = 86	CES26 = 68	CES51 = 90	CES76 = 59
CES02 = 62	CES27 = 89	CES52 = 90	CES77 = 78
CES03 = 31	CES28 = 84	CES53 = 81	CES78 = 61
CES04 = 70	CES29 = 66	CES54 = 91	CES79 = 86
CES05 = 49	CES30 = 77	CES55 = 90	CES80 = 82
CES06 = 51	CES31 = 69	CES56 = 80	CES81 = 79
CES07 = 42	CES32 = 62	CES57 = 79	CES82 = 92
CES08 = 41	CES33 = 74	CES58 = 81	CES83 = 89
CES09 = 29	CES34 = 72	CES59 = 92	CES84 = 89
CES10 = 75	CES35 = 85	CES60 = 94	CES85 = 82
CES11 = 58	CES36 = 97	CES61 = 90	CES86 = 78
CES12 = 64	CES37 = 79	CES62 = 92	CES87 = 82
CES13 = 43	CES38 = 85	CES63 = 78	CES88 = 86
CES14 = 74	CES39 = 94	CES64 = 79	CES89 = 76
CES15 = 71	CES40 = 89	CES65 = 76	CES90 = 85
CES16 = 47	CES41 = 89	CES66 = 73	CES91 = 83
CES17 = 49	CES42 = 77	CES67 = 70	CES92 = 73
CES18 = 56	CES43 = 74	CES68 = 76	CES93 = 84
CES19 = 72	CES44 = 99	CES69 = 81	CES94 = 65
CES20 = 66	CES45 = 83	CES70 = 68	CES95 = 79
CES21 = 86	CES46 = 82	CES71 = 64	CES96 = 85
CES22 = 78	CES47 = 81	CES72 = 88	CES97 = 85
CES23 = 92	CES48 = 80	CES73 = 60	CES98 = 82
CES24 = 91	CES49 = 80	CES74 = 97	CES99 = 81
CES25 = 72	CES50 = 89	CES75 = 64	



Color Rendition by Hue-Angle Bin



Measure Comparisons



(END OF REPORT)