

Cooper Lighting Solutions Photometric Lab
1121 Highway 74 South
Peachtree City, GA 30269



Scaled data based on original data using
LM-79-2019 Approved Method: Electrical and Photometric Measurements of Solid-
State Lighting Products

Test Report Prepared for
Cooper Lighting Solutions

Brand: METALUX

Report Number: P1436204

Luminaire Tested: EHBR1-18-UNV-M-L835-UPL15

Issue Date: 3/25/2026

Test Information

Test Method: LM-79-2019
Report Number: P1436204
REPORT IS A COMBINATION OF REPORTS P1436060 AND P1431635
Test Lab: INNOVATION CENTER
Issue Date: 3/25/2026
Manufacturer: COOPER LIGHTING SOLUTIONS
Product Line: METALUX
Catalog Number: EHBR1-18-UNV-M-L835-UPL15
Description: Elevate Round Highbay at, 18000 lumens, 3500K 80CRI LEDs with M lens
Light Source: -
Ballast/Driver: -

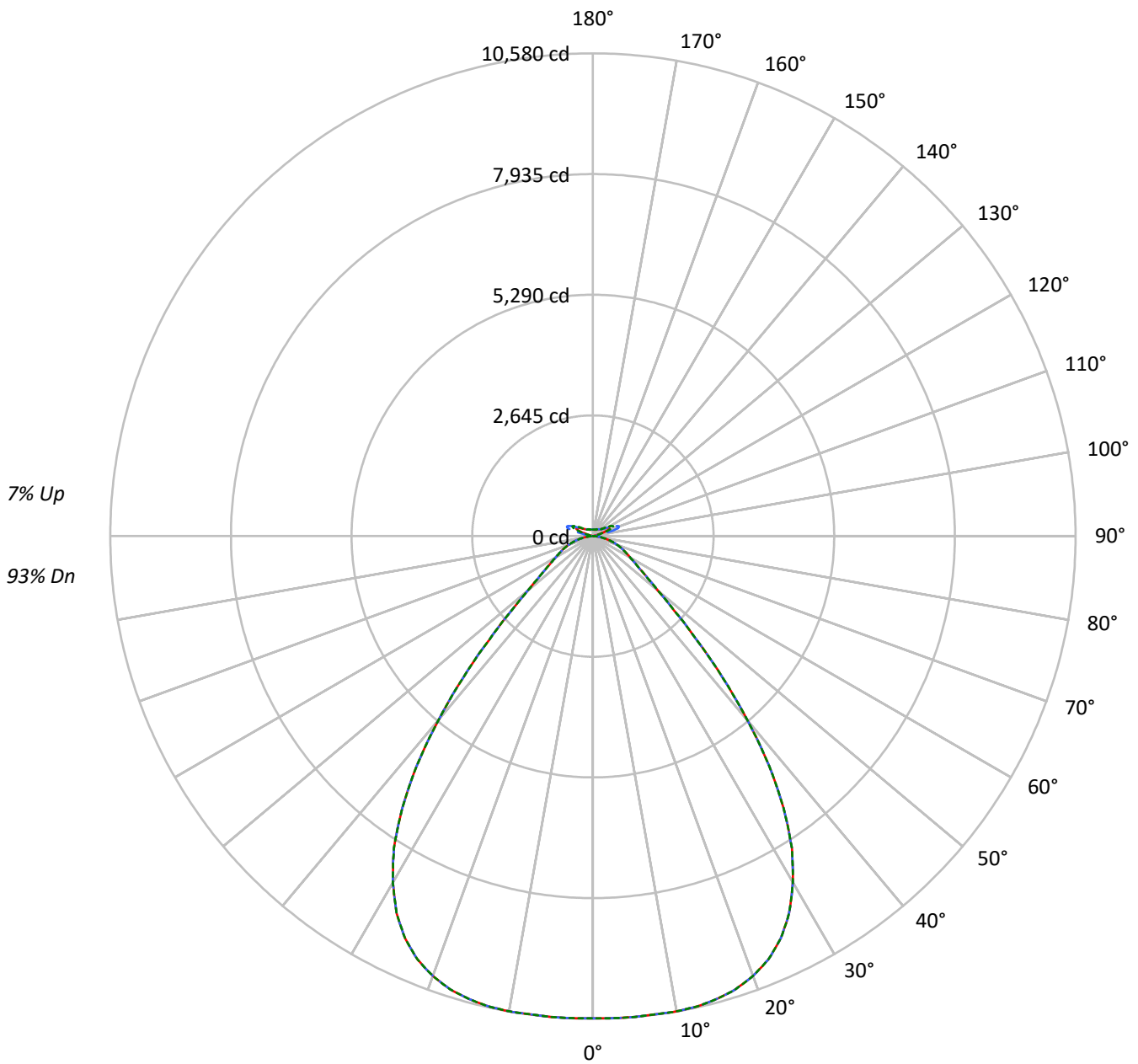
Summary

Lumens per Lamp: N/A
Luminaire Lumens: 19292.2 lumens
Efficiency: N/A
Efficacy: 185.5 lumens/watt
Spacing Criteria (0/90/45): 1.21 / 1.21 / 1.15
Luminous Opening: Vertical Cylinder (Dia: 1.71' x H: 0.1')
CIE Type: Direct

Input Watts (W): 104
Input Voltage (V): NR
Input Current (Ain): NR
Voltage Rise (V): NR
Power Factor: NR
Total Harmonic Distortion (THDi): NR
Frequency (hertz): 60
Stabilization Time: NR
Operation Time: NR
Ambient Temperature (°C): NR
Test Distance: 24 FT

TEST NUMBER: P1436204
CATALOG NUMBER: EHBR1-18-UNV-M-L835-UPL15

Luminous Intensity Polar Plot



— 0°-180° - - 45°-225° - - - 90°-270°



TEST NUMBER: P1436204
 CATALOG NUMBER: EHBR1-18-UNV-M-L835-UPL15

COEFFICIENT OF UTILIZATION - ZONAL CAVITY METHOD:

RF	20				20				20				20				20				20
RC	80				70				50				30				10				0
RW	70	50	30	10	70	50	30	10	50	30	10	50	30	10	50	30	10	50	30	10	0
RCR																					
0	117	117	117	117	114	114	114	114	107	107	107	101	101	101	95	95	95	95	95	95	93
1	110	106	103	100	106	103	100	98	98	96	93	93	91	89	88	87	85	85	85	85	83
2	102	96	91	86	99	94	89	85	89	85	82	85	82	79	81	78	76	76	76	76	74
3	95	87	81	76	92	85	79	74	81	76	72	78	74	70	74	71	68	68	68	68	66
4	89	79	72	67	86	78	71	66	74	69	65	71	67	63	69	65	61	61	61	61	59
5	83	73	65	60	81	71	64	59	68	62	58	66	61	57	63	59	56	56	56	56	54
6	78	67	59	54	75	65	58	53	63	57	52	61	55	51	59	54	51	51	51	51	49
7	73	61	54	49	71	60	53	48	58	52	48	56	51	47	54	50	46	46	46	46	44
8	68	57	50	45	66	56	49	44	54	48	44	52	47	43	51	46	42	42	42	42	41
9	64	53	46	41	63	52	45	41	50	44	40	49	43	39	47	43	39	39	39	39	37
10	61	49	42	38	59	48	42	37	47	41	37	46	40	36	44	39	36	36	36	36	34

AVERAGE LUMINANCE (cd/sqm):

	0°	45°	90°
0°	49635	49635	49635
5°	49551	49551	49551
10°	49783	49783	49783
15°	50069	50069	50069
20°	49918	49918	49918
25°	48752	48752	48752
30°	45587	45587	45587
35°	39702	39702	39702
40°	30427	30427	30427
45°	19877	19877	19877
50°	12531	12531	12531
55°	9341	9341	9341
60°	7864	7864	7864
65°	7151	7151	7151
70°	6514	6514	6514
75°	5577	5577	5577
80°	4294	4294	4294
85°	2252	2252	2252

MAXIMUM LUMINANCE 45°-90°:

Horizontal Angle: 0°
 Vertical Angle: 45°
 Luminance: 19877 cd/sqm



TEST NUMBER: P1436204
 CATALOG NUMBER: EHBR1-18-UNV-M-L835-UPL15

ZONAL LUMENS:

Zone	Lumens	% Fixture
0°-10°	1009.5	5.2
10°-20°	2964.6	15.4
20°-30°	4448.2	23.1
30°-40°	4475.4	23.2
40°-50°	2561.8	13.3
50°-60°	1171.7	6.1
60°-70°	743.4	3.9
70°-80°	417.0	2.2
80°-90°	100.4	0.5
90°-100°	39.9	0.2
100°-110°	250.2	1.3
110°-120°	447.3	2.3
120°-130°	262.5	1.4
130°-140°	161.0	0.8
140°-150°	111.7	0.6
150°-160°	72.6	0.4
160°-170°	41.3	0.2
170°-180°	13.7	0.1
0°-30°	8422.3	43.7
0°-40°	12897.7	66.9
0°-60°	16631.2	86.2
0°-90°	17892.1	92.7
90°-120°	737.4	3.8
90°-150°	1272.6	6.6
90°-180°	1400.0	7.3
0°-180°	19292.2	100.0

CANDELA DISTRIBUTION:

	0°	22.5°	45°	67.5°	90°	Flux
0°	10570	10570	10570	10570	10570	
5°	10580	10580	10580	10580	10580	1010
15°	10504	10504	10504	10504	10504	2965
25°	9736	9736	9736	9736	9736	4448
35°	7287	7287	7287	7287	7287	4475
45°	3216	3216	3216	3216	3216	2562
55°	1262	1262	1262	1262	1262	1172
65°	746	746	746	746	746	743
75°	393	393	393	393	393	417
85°	77	77	77	77	77	95
90°	10	17	29	18	10	8
95°	18	30	65	32	20	17
105°	87	172	440	190	115	117
115°	402	423	520	498	495	371
125°	290	271	278	282	317	264
135°	212	205	212	200	199	166
145°	174	172	182	180	179	110
155°	152	151	158	158	158	71
165°	143	143	147	147	146	41
175°	141	141	144	144	144	14
180°	143	143	143	143	143	



TEST NUMBER: P1436204

CATALOG NUMBER: EHBR1-18-UNV-M-L835-UPL15

CANDELA DISTRIBUTION (FULL):

	0°	22.5°	45°	67.5°	90°
0°	10569.5	10569.5	10569.5	10569.5	10569.5
2.5°	10574.8	10574.8	10574.8	10574.8	10574.8
5°	10579.9	10579.9	10579.9	10579.9	10579.9
7.5°	10572.6	10572.6	10572.6	10572.6	10572.6
10°	10577.1	10577.1	10577.1	10577.1	10577.1
12.5°	10559.0	10559.0	10559.0	10559.0	10559.0
15°	10504.3	10504.3	10504.3	10504.3	10504.3
17.5°	10413.8	10413.8	10413.8	10413.8	10413.8
20°	10259.5	10259.5	10259.5	10259.5	10259.5
22.5°	10047.6	10047.6	10047.6	10047.6	10047.6
25°	9735.8	9735.8	9735.8	9735.8	9735.8
27.5°	9316.3	9316.3	9316.3	9316.3	9316.3
30°	8768.7	8768.7	8768.7	8768.7	8768.7
32.5°	8120.2	8120.2	8120.2	8120.2	8120.2
35°	7286.7	7286.7	7286.7	7286.7	7286.7
37.5°	6342.6	6342.6	6342.6	6342.6	6342.6
40°	5273.8	5273.8	5273.8	5273.8	5273.8
42.5°	4214.4	4214.4	4214.4	4214.4	4214.4
45°	3216.0	3216.0	3216.0	3216.0	3216.0
47.5°	2420.9	2420.9	2420.9	2420.9	2420.9
50°	1867.5	1867.5	1867.5	1867.5	1867.5
52.5°	1508.8	1508.8	1508.8	1508.8	1508.8
55°	1262.3	1262.3	1262.3	1262.3	1262.3
57.5°	1080.8	1080.8	1080.8	1080.8	1080.8
60°	945.4	945.4	945.4	945.4	945.4
62.5°	840.8	840.8	840.8	840.8	840.8
65°	746.4	746.4	746.4	746.4	746.4
67.5°	659.6	659.6	659.6	659.6	659.6
70°	571.6	571.6	571.6	571.6	571.6
72.5°	483.0	483.0	483.0	483.0	483.0
75°	392.9	392.9	392.9	392.9	392.9
77.5°	307.3	307.3	307.3	307.3	307.3
80°	225.9	225.9	225.9	225.9	225.9
82.5°	147.3	147.3	147.3	147.3	147.3
85°	77.4	77.4	77.4	77.4	77.4
87.5°	22.1	22.1	22.1	22.1	22.1
90°	10.4	16.9	28.9	18.4	10.4
92.5°	15.2	25.7	46.4	24.0	13.7
95°	17.6	29.7	65.0	32.1	20.1
97.5°	22.4	32.9	74.6	39.3	31.2
100°	29.7	38.5	116.3	48.1	41.7
102.5°	50.5	81.7	246.9	90.6	63.3
105°	87.4	172.3	440.0	189.9	115.4
107.5°	151.5	308.5	580.3	336.7	218.8
110°	282.9	409.6	608.3	462.4	350.2



TEST NUMBER: P1436204

CATALOG NUMBER: EHBR1-18-UNV-M-L835-UPL15

CANDELA DISTRIBUTION (continued):

	0°	22.5°	45°	67.5°	90°
112.5°	382.3	440.0	582.6	510.5	456.0
115°	402.4	423.1	520.2	498.5	495.3
117.5°	388.7	386.3	441.7	448.1	478.5
120°	359.8	343.8	368.6	391.1	432.0
122.5°	323.8	304.6	315.8	332.6	373.5
125°	290.1	270.9	278.1	282.2	316.6
127.5°	260.4	247.6	251.7	246.9	268.5
130°	240.5	229.2	234.8	223.6	234.1
132.5°	223.6	216.4	222.8	209.1	212.3
135°	211.6	205.2	212.3	199.5	198.8
137.5°	201.2	195.6	202.7	193.1	190.7
140°	191.6	186.7	194.8	187.5	186.0
142.5°	181.1	177.9	187.5	182.8	181.1
145°	173.9	171.5	181.9	179.6	178.7
147.5°	167.6	165.9	175.5	174.7	174.7
150°	161.9	160.3	169.9	169.1	169.9
152.5°	156.3	154.7	163.5	162.7	163.5
155°	152.3	150.7	157.9	157.9	157.9
157.5°	149.0	148.3	153.9	153.9	153.9
160°	146.7	145.8	150.7	150.7	149.9
162.5°	144.3	143.5	149.0	148.3	148.3
165°	142.6	142.6	146.7	146.7	145.8
167.5°	142.6	141.9	145.8	145.8	145.1
170°	141.9	141.9	145.1	144.3	143.5
172.5°	141.9	141.9	145.1	144.3	143.5
175°	141.1	141.1	143.5	143.5	143.5
177.5°	141.9	141.9	143.5	143.5	142.6
180°	142.6	142.6	142.6	142.6	142.6



TEST NUMBER: P1436204
 CATALOG NUMBER: EHBR1-18-UNV-M-L835-UPL15

CIE UGR TABLE:

Reflectances:											
Ceiling		0.7	0.7	0.5	0.5	0.3	0.7	0.7	0.5	0.5	0.3
Wall		0.5	0.3	0.5	0.3	0.3	0.5	0.3	0.5	0.3	0.3
Reference plane		0.2	0.2	0.2	0.2	0.2	0.2	0.2	0.2	0.2	0.2
Room dimensions		Viewed crosswise					Viewed endwise				
X=2H	Y=2H	15.87	17.02	16.36	17.49	17.98	15.87	17.02	16.36	17.49	17.98
	3H	17.35	18.38	17.86	18.86	19.40	17.35	18.38	17.86	18.86	19.40
	4H	17.88	18.83	18.40	19.33	19.89	17.88	18.83	18.40	19.33	19.89
	6H	18.20	19.08	18.74	19.59	20.16	18.20	19.08	18.74	19.59	20.16
	8H	18.27	19.10	18.82	19.63	20.21	18.27	19.10	18.82	19.63	20.21
	12H	18.28	19.08	18.84	19.60	20.20	18.28	19.08	18.84	19.60	20.20
4H	2H	16.31	17.26	16.83	17.76	18.32	16.31	17.26	16.83	17.76	18.32
	3H	18.00	18.79	18.54	19.33	19.90	18.00	18.79	18.54	19.33	19.90
	4H	18.63	19.34	19.19	19.89	20.50	18.63	19.34	19.19	19.89	20.50
	6H	19.06	19.66	19.64	20.24	20.87	19.06	19.66	19.64	20.24	20.87
	8H	19.15	19.72	19.74	20.29	20.93	19.15	19.72	19.74	20.29	20.93
	12H	19.18	19.68	19.78	20.29	20.93	19.18	19.68	19.78	20.29	20.93
8H	4H	18.81	19.37	19.40	19.95	20.59	18.81	19.37	19.40	19.95	20.59
	6H	19.32	19.78	19.94	20.40	21.05	19.32	19.78	19.94	20.40	21.05
	8H	19.46	19.87	20.09	20.50	21.16	19.46	19.87	20.09	20.50	21.16
	12H	19.52	19.89	20.15	20.50	21.23	19.52	19.89	20.15	20.50	21.23
12H	4H	18.79	19.30	19.40	19.90	20.54	18.79	19.30	19.40	19.90	20.54
	6H	19.32	19.73	19.96	20.37	21.03	19.32	19.73	19.96	20.37	21.03
	8H	19.49	19.85	20.12	20.47	21.20	19.49	19.85	20.12	20.47	21.20

Cooper Lighting Solutions Photometric Lab
1121 Highway 74 South
Peachtree City, GA 30269



LM-79-2019: Approved Method: Electrical and Photometric Measurements of Solid-State Lighting Products

Report Prepared for

Cooper Lighting Solutions

Metalux

Report Number: SP1-2506-472-3

Test Date: 07/31/2025

Luminaire Tested: EHBR-60-L835-N

Data in this report applies to families of products including EHBR-60-L835-N

Test Information

Test Method: LM-79-2019
 Report Number: SP1-2506-472-3
 Test Lab: COOPER LIGHTING SOLUTIONS
 Photometer: SP1 - 76IN SPHERE
 Measurement Geometry: 4π
 Issue Date: 08/05/2025
 Manufacturer: COOPER LIGHTING SOLUTIONS
 Product Line: Metalux
 Catalog Number: **EHBR-60-L835-N**
 Description: Elevate Round Highbay at, 60000 lumens, 3500K 80CRI LEDs with N lens

Spectral Parameters

CCT (K): 3468
 CIE u': 0.2375
 CIE v': 0.5091
 Duv: -0.0021
 CIE x: 0.4049
 CIE y: 0.3856
 CIE z: 0.2095
 Peak Wavelength (nm): 630
 Dominant Wavelength (nm): 581
 Purity: 37.24544
 Rf: 80.1
 Rg: 101

CRI (Ra):	82.1		
R1:	82.9	R9:	27.6
R2:	85.6	R10:	63.8
R3:	85.9	R11:	81.2
R4:	82.8	R12:	57.2
R5:	81.0	R13:	82.6
R6:	79.7	R14:	91.0
R7:	86.5	R15:	79.4
R8:	72.1		



Test Conditions

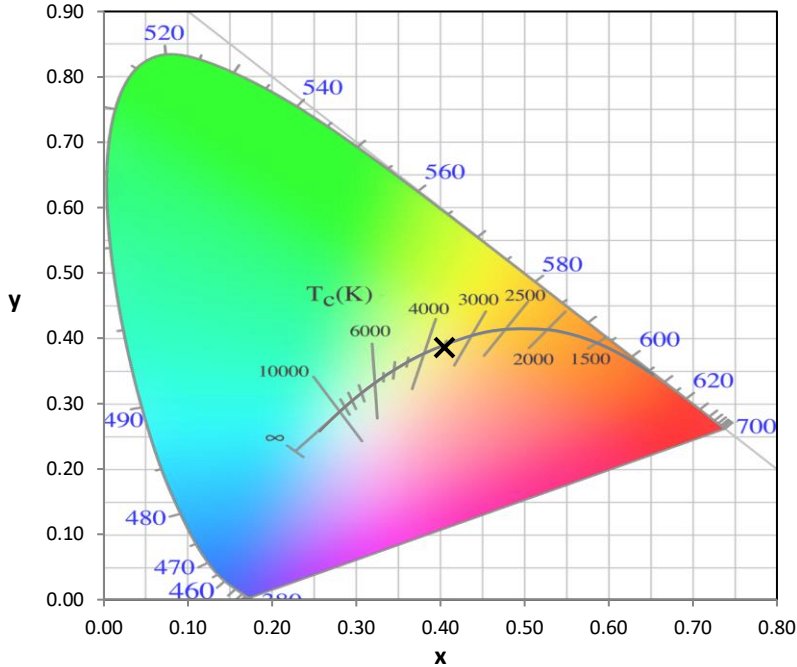
Stabilization Time: 39M
 Operation Time: 1H 39M
 Sphere Temperature (°C): 25.0

REPORT NUMBER: SP1-2506-472-3

Measurement and Test Equipment			
Instrument	Identification Number	Calibration Date	Calibration Due Date
Photometer	76INCH SPHERE IN0058	6/16/2025	12/16/2025
Power Meter	XITRON INXT2011004	1/21/2025	1/21/2026
AC Power Source	CHROMA 61603 IN0063	10/22/2024	10/22/2025
DC Power Source	AGILENT E3634A IN0208	10/22/2024	10/22/2025
Sphere Thermometer	ONSET IN0085	10/22/2024	10/22/2025
Room Thermometer	ONSET IN0046	10/22/2024	10/22/2025

REPORT NUMBER: SP1-2506-472-3

CIE 1931 Chromaticity Diagram



CIE 1931 Chromaticity Diagram with 2017 ANSI 7-Step and 4-Step Quadrangles

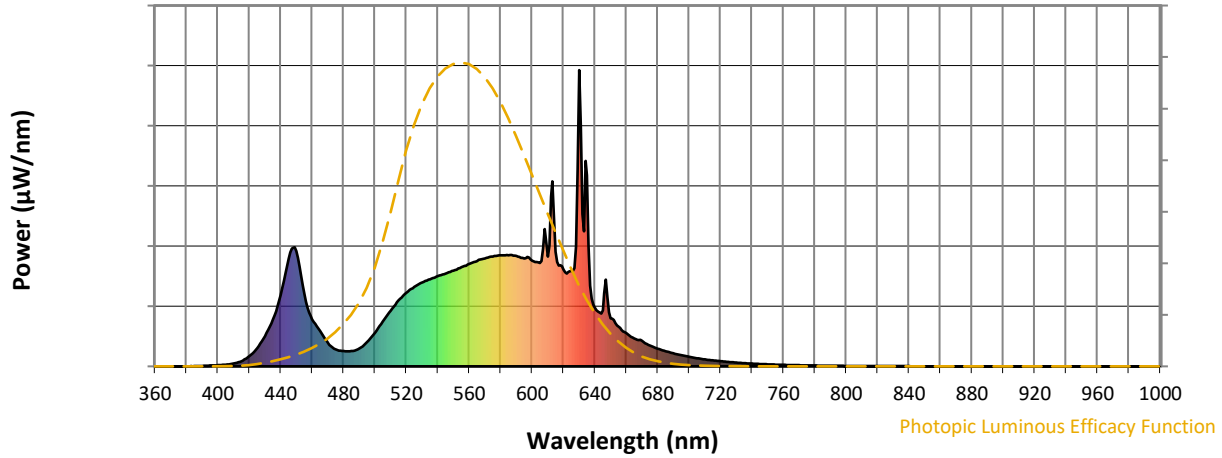


CCT = 3468K
 CIE x = 0.4049
 CIE y = 0.3856
 Duv = -0.0021

Point lies inside the ANSI 3500K 4-step quadrangle

REPORT NUMBER: SP1-2506-472-3

Photopic Flux vs. Wavelength

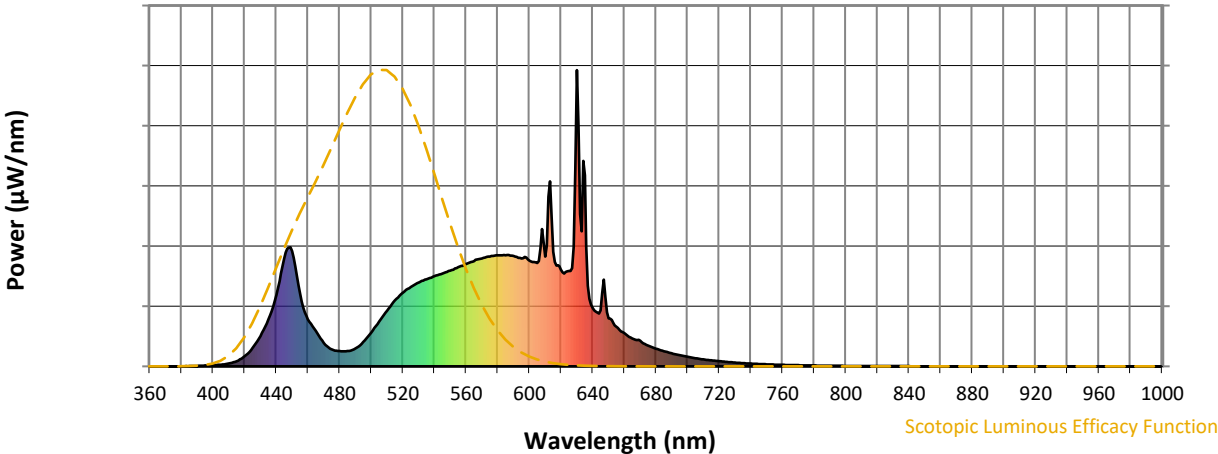


Photopic Lumens: NR

λ (nm)	Power W [^] /nm	Lumens (φ/nm)	λ (nm)	Power W [^] /nm	Lumens (φ/nm)	λ (nm)	Power W [^] /nm	Lumens (φ/nm)	λ (nm)	Power W [^] /nm	Lumens (φ/nm)	λ (nm)	Power W [^] /nm	Lumens (φ/nm)
360	0	NR	490	60	NR	620	327	NR	750	7	NR	880	0	NR
365	0	NR	495	82	NR	625	322	NR	755	6	NR	885	0	NR
370	0	NR	500	114	NR	630	1000	NR	760	5	NR	890	0	NR
375	0	NR	505	152	NR	635	645	NR	765	4	NR	895	0	NR
380	0	NR	510	189	NR	640	197	NR	770	4	NR	900	0	NR
385	1	NR	515	222	NR	645	189	NR	775	3	NR	905	0	NR
390	2	NR	520	248	NR	650	163	NR	780	3	NR	910	0	NR
395	3	NR	525	268	NR	655	134	NR	785	2	NR	915	0	NR
400	4	NR	530	283	NR	660	113	NR	790	2	NR	920	0	NR
405	6	NR	535	294	NR	665	94	NR	795	2	NR	925	0	NR
410	9	NR	540	305	NR	670	87	NR	800	2	NR	930	0	NR
415	18	NR	545	314	NR	675	70	NR	805	1	NR	935	0	NR
420	34	NR	550	323	NR	680	60	NR	810	1	NR	940	0	NR
425	62	NR	555	335	NR	685	51	NR	815	1	NR	945	0	NR
430	102	NR	560	346	NR	690	44	NR	820	1	NR	950	0	NR
435	159	NR	565	356	NR	695	38	NR	825	1	NR	955	0	NR
440	241	NR	570	364	NR	700	32	NR	830	1	NR	960	0	NR
445	363	NR	575	371	NR	705	28	NR	835	1	NR	965	0	NR
450	389	NR	580	375	NR	710	24	NR	840	1	NR	970	0	NR
455	245	NR	585	375	NR	715	20	NR	845	0	NR	975	0	NR
460	158	NR	590	373	NR	720	17	NR	850	0	NR	980	0	NR
465	120	NR	595	364	NR	725	15	NR	855	0	NR	985	0	NR
470	79	NR	600	357	NR	730	13	NR	860	0	NR	990	0	NR
475	57	NR	605	349	NR	735	11	NR	865	0	NR	995	0	NR
480	51	NR	610	371	NR	740	9	NR	870	0	NR	1000	0	NR
485	51	NR	615	387	NR	745	8	NR	875	0	NR			

REPORT NUMBER: SP1-2506-472-3

Scotopic Flux vs. Wavelength

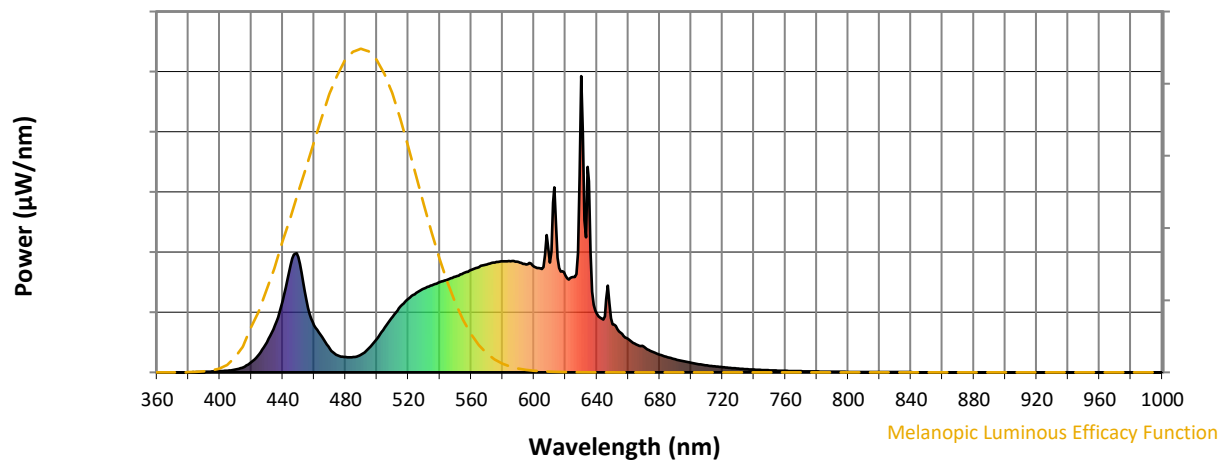


Scotopic Lumens: NR S/P: 1.43

λ (nm)	Power W [^] /nm	Lumens (φ/nm)	λ (nm)	Power W [^] /nm	Lumens (φ/nm)	λ (nm)	Power W [^] /nm	Lumens (φ/nm)	λ (nm)	Power W [^] /nm	Lumens (φ/nm)	λ (nm)	Power W [^] /nm	Lumens (φ/nm)
360	0	NR	490	60	NR	620	327	NR	750	7	NR	880	0	NR
365	0	NR	495	82	NR	625	322	NR	755	6	NR	885	0	NR
370	0	NR	500	114	NR	630	1000	NR	760	5	NR	890	0	NR
375	0	NR	505	152	NR	635	645	NR	765	4	NR	895	0	NR
380	0	NR	510	189	NR	640	197	NR	770	4	NR	900	0	NR
385	1	NR	515	222	NR	645	189	NR	775	3	NR	905	0	NR
390	2	NR	520	248	NR	650	163	NR	780	3	NR	910	0	NR
395	3	NR	525	268	NR	655	134	NR	785	2	NR	915	0	NR
400	4	NR	530	283	NR	660	113	NR	790	2	NR	920	0	NR
405	6	NR	535	294	NR	665	94	NR	795	2	NR	925	0	NR
410	9	NR	540	305	NR	670	87	NR	800	2	NR	930	0	NR
415	18	NR	545	314	NR	675	70	NR	805	1	NR	935	0	NR
420	34	NR	550	323	NR	680	60	NR	810	1	NR	940	0	NR
425	62	NR	555	335	NR	685	51	NR	815	1	NR	945	0	NR
430	102	NR	560	346	NR	690	44	NR	820	1	NR	950	0	NR
435	159	NR	565	356	NR	695	38	NR	825	1	NR	955	0	NR
440	241	NR	570	364	NR	700	32	NR	830	1	NR	960	0	NR
445	363	NR	575	371	NR	705	28	NR	835	1	NR	965	0	NR
450	389	NR	580	375	NR	710	24	NR	840	1	NR	970	0	NR
455	245	NR	585	375	NR	715	20	NR	845	0	NR	975	0	NR
460	158	NR	590	373	NR	720	17	NR	850	0	NR	980	0	NR
465	120	NR	595	364	NR	725	15	NR	855	0	NR	985	0	NR
470	79	NR	600	357	NR	730	13	NR	860	0	NR	990	0	NR
475	57	NR	605	349	NR	735	11	NR	865	0	NR	995	0	NR
480	51	NR	610	371	NR	740	9	NR	870	0	NR	1000	0	NR
485	51	NR	615	387	NR	745	8	NR	875	0	NR			

REPORT NUMBER: SP1-2506-472-3

Melanopic Flux vs. Wavelength



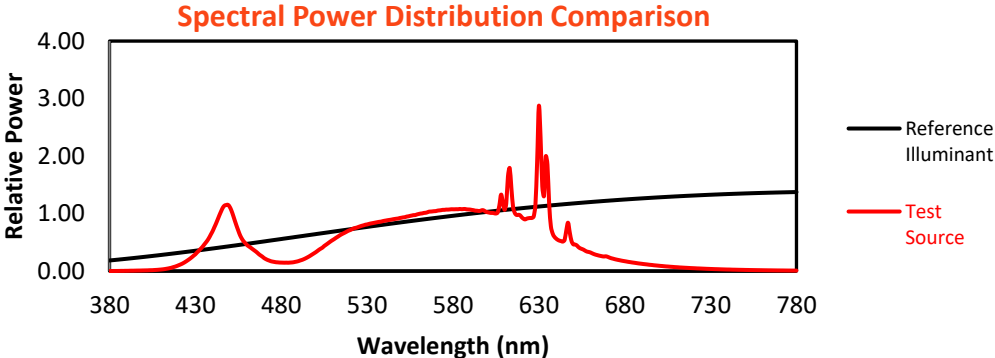
Melanopic Lumens: NR

M/P: 2.75

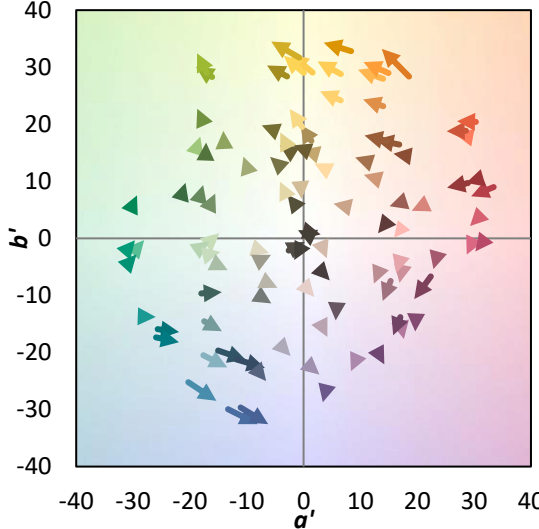
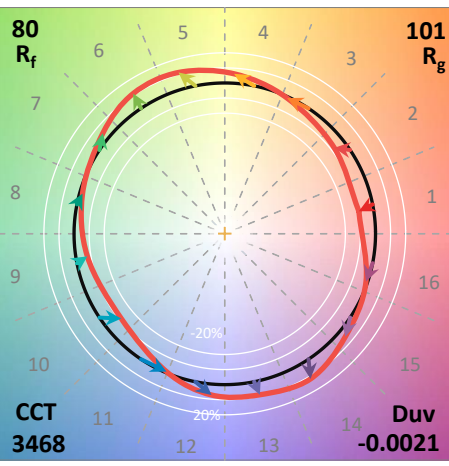
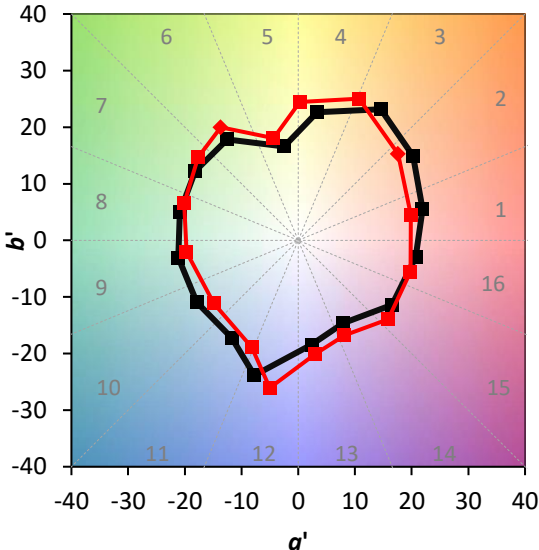
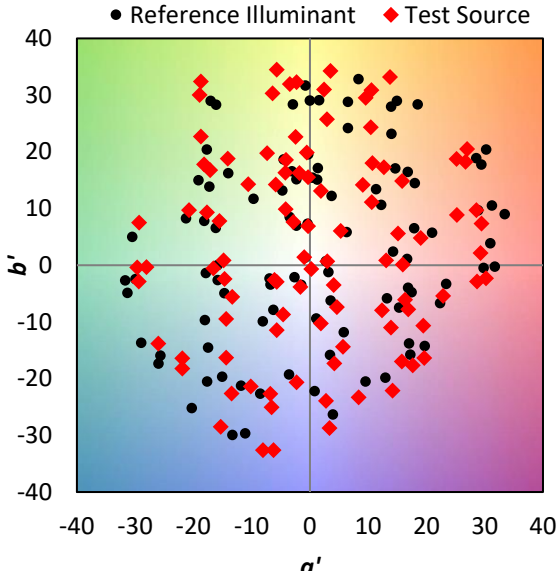
λ (nm)	Power W [^] /nm	Lumens (φ/nm)	λ (nm)	Power W [^] /nm	Lumens (φ/nm)	λ (nm)	Power W [^] /nm	Lumens (φ/nm)	λ (nm)	Power W [^] /nm	Lumens (φ/nm)	λ (nm)	Power W [^] /nm	Lumens (φ/nm)
360	0	NR	490	60	NR	620	327	NR	750	7	NR	880	0	NR
365	0	NR	495	82	NR	625	322	NR	755	6	NR	885	0	NR
370	0	NR	500	114	NR	630	1000	NR	760	5	NR	890	0	NR
375	0	NR	505	152	NR	635	645	NR	765	4	NR	895	0	NR
380	0	NR	510	189	NR	640	197	NR	770	4	NR	900	0	NR
385	1	NR	515	222	NR	645	189	NR	775	3	NR	905	0	NR
390	2	NR	520	248	NR	650	163	NR	780	3	NR	910	0	NR
395	3	NR	525	268	NR	655	134	NR	785	2	NR	915	0	NR
400	4	NR	530	283	NR	660	113	NR	790	2	NR	920	0	NR
405	6	NR	535	294	NR	665	94	NR	795	2	NR	925	0	NR
410	9	NR	540	305	NR	670	87	NR	800	2	NR	930	0	NR
415	18	NR	545	314	NR	675	70	NR	805	1	NR	935	0	NR
420	34	NR	550	323	NR	680	60	NR	810	1	NR	940	0	NR
425	62	NR	555	335	NR	685	51	NR	815	1	NR	945	0	NR
430	102	NR	560	346	NR	690	44	NR	820	1	NR	950	0	NR
435	159	NR	565	356	NR	695	38	NR	825	1	NR	955	0	NR
440	241	NR	570	364	NR	700	32	NR	830	1	NR	960	0	NR
445	363	NR	575	371	NR	705	28	NR	835	1	NR	965	0	NR
450	389	NR	580	375	NR	710	24	NR	840	1	NR	970	0	NR
455	245	NR	585	375	NR	715	20	NR	845	0	NR	975	0	NR
460	158	NR	590	373	NR	720	17	NR	850	0	NR	980	0	NR
465	120	NR	595	364	NR	725	15	NR	855	0	NR	985	0	NR
470	79	NR	600	357	NR	730	13	NR	860	0	NR	990	0	NR
475	57	NR	605	349	NR	735	11	NR	865	0	NR	995	0	NR
480	51	NR	610	371	NR	740	9	NR	870	0	NR	1000	0	NR
485	51	NR	615	387	NR	745	8	NR	875	0	NR			

Summary

$R_f = 80.1$
 $R_g = 101$
 $CIE R_a = 82.1$
 $R_9 = 27.6$



Color Vector Graphics



Individual Sample Fidelity Index ($R_{f,i}$)

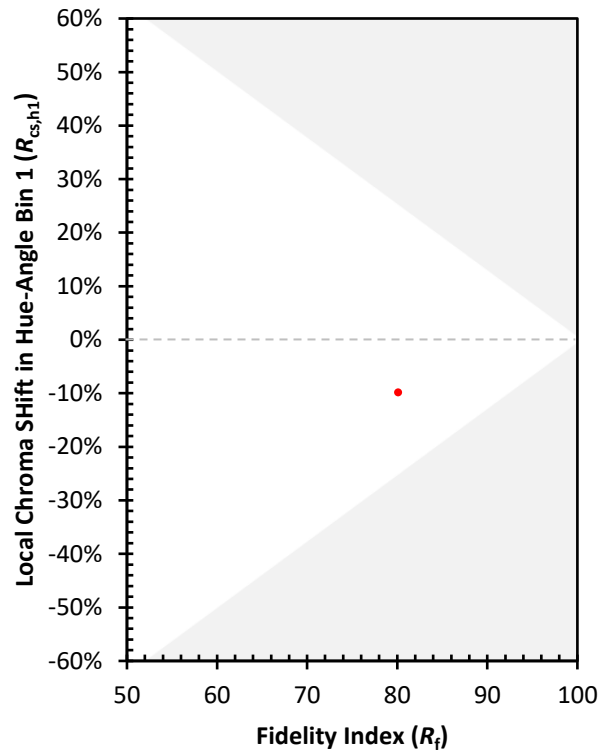
CES01 = 86	CES26 = 68	CES51 = 90	CES76 = 59
CES02 = 62	CES27 = 89	CES52 = 90	CES77 = 78
CES03 = 31	CES28 = 84	CES53 = 81	CES78 = 61
CES04 = 70	CES29 = 66	CES54 = 91	CES79 = 86
CES05 = 49	CES30 = 77	CES55 = 90	CES80 = 82
CES06 = 51	CES31 = 69	CES56 = 80	CES81 = 79
CES07 = 42	CES32 = 62	CES57 = 79	CES82 = 92
CES08 = 41	CES33 = 74	CES58 = 81	CES83 = 89
CES09 = 29	CES34 = 72	CES59 = 92	CES84 = 89
CES10 = 75	CES35 = 85	CES60 = 94	CES85 = 82
CES11 = 58	CES36 = 97	CES61 = 90	CES86 = 78
CES12 = 64	CES37 = 79	CES62 = 92	CES87 = 82
CES13 = 43	CES38 = 85	CES63 = 78	CES88 = 86
CES14 = 74	CES39 = 94	CES64 = 79	CES89 = 76
CES15 = 71	CES40 = 89	CES65 = 76	CES90 = 85
CES16 = 47	CES41 = 89	CES66 = 73	CES91 = 83
CES17 = 49	CES42 = 77	CES67 = 70	CES92 = 73
CES18 = 56	CES43 = 74	CES68 = 76	CES93 = 84
CES19 = 72	CES44 = 99	CES69 = 81	CES94 = 65
CES20 = 66	CES45 = 83	CES70 = 68	CES95 = 79
CES21 = 86	CES46 = 82	CES71 = 64	CES96 = 85
CES22 = 78	CES47 = 81	CES72 = 88	CES97 = 85
CES23 = 92	CES48 = 80	CES73 = 60	CES98 = 82
CES24 = 91	CES49 = 80	CES74 = 97	CES99 = 81
CES25 = 72	CES50 = 89	CES75 = 64	



Color Rendition by Hue-Angle Bin



Measure Comparisons



(END OF REPORT)