

Cooper Lighting Solutions Photometric Lab  
1121 Highway 74 South  
Peachtree City, GA 30269



Scaled data based on original data using  
LM-79-2019 Approved Method: Electrical and Photometric Measurements of Solid-  
State Lighting Products

Test Report Prepared for  
Cooper Lighting Solutions

Brand: METALUX

Report Number: P1432557

Luminaire Tested: EHBR1-12-UNV-TASM-L835-UPL18

Issue Date: 3/20/2026

**Test Information**

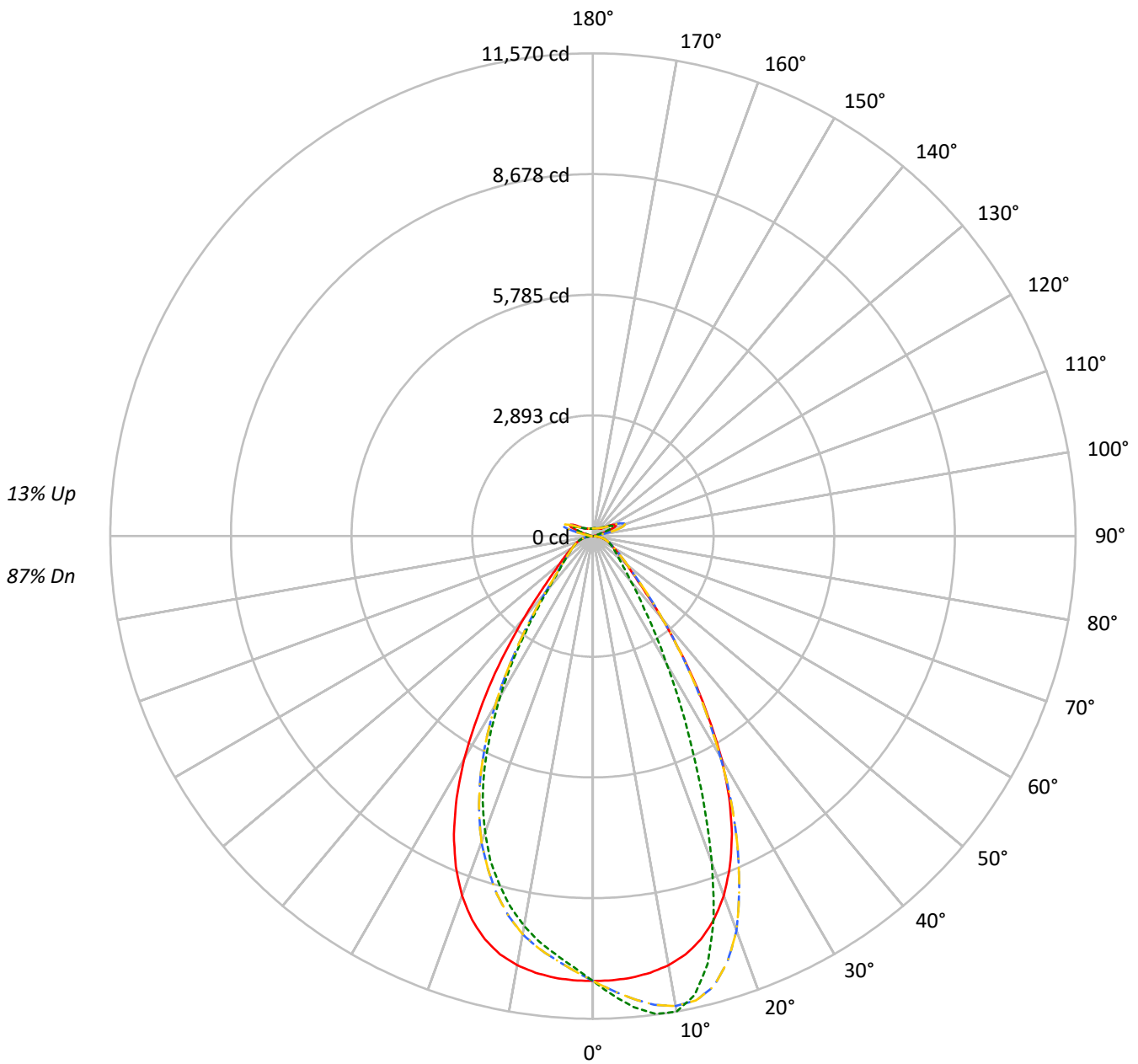
Test Method: LM-79-2019  
Report Number: P1432557  
REPORT IS A COMBINATION OF REPORTS P1431646 AND P1431635  
Test Lab: INNOVATION CENTER  
Issue Date: 3/20/2026  
Manufacturer: COOPER LIGHTING SOLUTIONS  
Product Line: METALUX  
Catalog Number: EHBR1-12-UNV-TASM-L835-UPL18  
Description: Elevate Round Highbay at, 12000 lumens, 3500K 80CRI LEDs with TASM lens  
Light Source: -  
Ballast/Driver: -

**Summary**

Lumens per Lamp: N/A  
Luminaire Lumens: 13711.6 lumens  
Efficiency: N/A  
Efficacy: 179.0 lumens/watt  
Spacing Criteria (0/90/45): 0.99 / 0.84 / 0.9  
Luminous Opening: Vertical Cylinder (Dia: 1.71' x H: 0.1')  
CIE Type: Semi-Direct  
  
Input Watts (W): 76.6  
Input Voltage (V): NR  
Input Current (Ain): NR  
Voltage Rise (V): NR  
Power Factor: NR  
Total Harmonic Distortion (THDi): NR  
Frequency (hertz): 60  
Stabilization Time: NR  
Operation Time: NR  
Ambient Temperature (°C): NR  
Test Distance: 24 FT

TEST NUMBER: P1432557  
CATALOG NUMBER: EHBR1-12-UNV-TASM-L835-UPL18

### Luminous Intensity Polar Plot



— 0°-180°    - - 45°-225°    - · - · 90°-270°    - · - · 135°-315°



TEST NUMBER: P1432557  
 CATALOG NUMBER: EHBR1-12-UNV-TASM-L835-UPL18

**COEFFICIENT OF UTILIZATION - ZONAL CAVITY METHOD:**

RF	20				20				20				20				20				
RC	80				70				50				30				10			0	
RW	70	50	30	10	70	50	30	10	50	30	10	50	30	10	50	30	10	50	30	10	0
RCR																					
0	116	116	116	116	112	112	112	112	104	104	104	97	97	97	90	90	90	90	90	90	87
1	109	105	102	99	105	102	99	96	95	93	91	89	87	86	84	82	81	81	81	81	78
2	102	96	91	86	98	93	88	84	87	84	80	82	79	77	78	75	73	73	73	73	71
3	95	87	81	76	92	85	79	75	80	76	72	76	72	69	72	69	67	67	67	67	64
4	89	80	74	68	86	78	72	67	74	69	65	70	66	63	67	64	61	61	61	61	59
5	84	74	67	62	81	72	66	61	69	63	59	66	61	58	63	59	56	56	56	56	54
6	79	68	62	57	76	67	60	56	64	58	54	61	57	53	59	55	52	52	52	52	50
7	74	64	57	52	72	62	56	51	60	54	50	57	53	49	55	51	48	48	48	48	46
8	70	59	53	48	68	58	52	47	56	50	46	54	49	46	52	48	45	45	45	45	43
9	66	56	49	45	65	55	48	44	53	47	43	51	46	42	49	45	42	42	42	42	40
10	63	52	46	41	61	51	45	41	50	44	40	48	43	40	46	42	39	39	39	39	37

**AVERAGE LUMINANCE (cd/sqm):**

	0°	90°	180°	270°
0°	50073	50073	50073	50073
5°	49769	53094	49769	47186
10°	49157	54457	49157	44657
15°	47706	50608	47706	41252
20°	44617	40580	44617	36743
25°	39489	28116	39489	30792
30°	32064	18292	32064	23039
35°	22997	11846	22997	15338
40°	14869	8165	14869	9673
45°	9433	6325	9433	6892
50°	7006	5375	7006	5741
55°	5720	4896	5720	5067
60°	4953	4664	4953	4692
65°	4515	4497	4515	4479
70°	4279	4407	4279	4350
75°	4002	4263	4002	4135
80°	3515	4026	3515	3762
85°	2275	2875	2275	2741

**MAXIMUM LUMINANCE 45°-90°:**

Horizontal Angle: 22.5°  
 Vertical Angle: 45°  
 Luminance: 13264 cd/sqm



TEST NUMBER: P1432557  
 CATALOG NUMBER: EHBR1-12-UNV-TASM-L835-UPL18

**ZONAL LUMENS:**

Zone	Lumens	% Fixture
0°-10°	1013.9	7.4
10°-20°	2758.3	20.1
20°-30°	3234.9	23.6
30°-40°	2249.7	16.4
40°-50°	1118.0	8.2
50°-60°	668.7	4.9
60°-70°	470.6	3.4
70°-80°	303.2	2.2
80°-90°	99.4	0.7
90°-100°	47.6	0.3
100°-110°	312.5	2.3
110°-120°	577.6	4.2
120°-130°	343.1	2.5
130°-140°	207.2	1.5
140°-150°	143.1	1.0
150°-160°	93.1	0.7
160°-170°	53.2	0.4
170°-180°	17.6	0.1
0°-30°	7007.1	51.1
0°-40°	9256.7	67.5
0°-60°	11043.4	80.5
0°-90°	11916.6	86.9
90°-120°	937.7	6.8
90°-150°	1631.1	11.9
90°-180°	1795.0	13.1
0°-180°	13711.6	100.0

**CANDELA DISTRIBUTION:**

	0°	90°	180°	270°	360°	Flux
0°	10663	10663	10663	10663	10663	
5°	10626	11336	10626	10075	10626	1008
15°	10008	10617	10008	8654	10008	2797
25°	7886	5615	7886	6149	7886	3570
35°	4221	2174	4221	2815	4221	2635
45°	1526	1023	1526	1115	1526	1249
55°	773	662	773	685	773	707
65°	471	469	471	468	471	473
75°	282	300	282	291	282	296
85°	78	99	78	94	78	87
90°	13	14	13	13	13	10
95°	25	23	25	22	25	27
105°	144	72	144	109	144	194
115°	615	525	615	499	615	560
125°	393	412	393	360	393	362
135°	248	286	248	263	248	197
145°	224	234	224	218	224	140
155°	199	207	199	193	199	93
165°	186	191	186	182	186	53
175°	185	188	185	182	185	18
180°	184	184	184	184	184	



TEST NUMBER: P1432557  
 CATALOG NUMBER: EHBR1-12-UNV-TASM-L835-UPL18

**CANDELA DISTRIBUTION (FULL):**

	0°	22.5°	45°	67.5°	90°	112.5°	135°	157.5°	180°	202.5°	225°
0°	10662.7	10662.7	10662.7	10662.7	10662.7	10662.7	10662.7	10662.7	10662.7	10662.7	10662.7
2.5°	10656.5	10794.3	10905.8	10979.4	11015.8	10979.4	10905.8	10794.3	10656.5	10519.6	10425.4
5°	10626.4	10902.3	11136.1	11289.0	11336.4	11289.0	11136.1	10902.3	10626.4	10365.6	10192.7
7.5°	10554.2	10984.1	11331.4	11509.9	11553.5	11509.9	11331.4	10984.1	10554.2	10185.1	9966.6
10°	10444.0	11035.7	11437.0	11564.9	11570.1	11564.9	11437.0	11035.7	10444.0	9946.8	9689.1
12.5°	10268.3	11017.3	11401.6	11359.6	11264.2	11359.6	11401.6	11017.3	10268.3	9655.6	9330.5
15°	10008.4	10908.3	11177.4	10835.7	10617.2	10835.7	11177.4	10908.3	10008.4	9262.6	8885.5
17.5°	9642.0	10704.3	10709.6	10033.5	9621.3	10033.5	10709.6	10704.3	9642.0	8781.9	8366.7
20°	9170.0	10377.3	10065.3	8828.9	8340.4	8828.9	10065.3	10377.3	9170.0	8213.6	7806.2
22.5°	8578.2	9936.1	9168.2	7617.1	6950.6	7617.1	9168.2	9936.1	8578.2	7552.9	7128.7
25°	7886.0	9395.7	8203.1	6296.6	5614.8	6296.6	8203.1	9395.7	7886.0	6765.5	6382.0
27.5°	7071.8	8710.7	7175.4	5145.4	4516.3	5145.4	7175.4	8710.7	7071.8	5952.5	5560.8
30°	6167.5	7832.5	6105.9	4097.6	3518.4	4097.6	6105.9	7832.5	6167.5	5039.2	4688.5
32.5°	5154.9	6971.8	5078.8	3283.2	2792.6	3283.2	5078.8	6971.8	5154.9	4167.6	3801.1
35°	4220.8	5895.0	4152.6	2579.8	2174.2	2579.8	4152.6	5895.0	4220.8	3344.8	2985.0
37.5°	3312.4	4877.4	3310.3	2077.4	1763.5	2077.4	3310.3	4877.4	3312.4	2600.5	2308.3
40°	2577.1	3813.7	2593.7	1658.3	1415.2	1658.3	2593.7	3813.7	2577.1	1978.6	1791.7
42.5°	1952.6	2916.2	2038.6	1361.0	1202.1	1361.0	2038.6	2916.2	1952.6	1559.0	1419.0
45°	1526.3	2146.0	1592.0	1148.2	1023.3	1148.2	1592.0	2146.0	1526.3	1255.5	1161.4
47.5°	1243.1	1658.5	1290.2	984.9	897.4	984.9	1290.2	1658.5	1243.1	1061.9	991.5
50°	1044.1	1272.6	1071.3	859.7	801.0	859.7	1071.3	1272.6	1044.1	909.3	862.4
52.5°	897.0	1037.9	912.3	766.2	726.6	766.2	912.3	1037.9	897.0	795.6	766.4
55°	773.0	872.5	793.4	689.0	661.6	689.0	793.4	872.5	773.0	708.0	686.4
57.5°	678.8	740.2	689.0	623.2	605.0	623.2	689.0	740.2	678.8	630.0	618.4
60°	595.4	641.0	608.0	565.8	560.7	565.8	608.0	641.0	595.4	566.8	559.2
62.5°	531.2	560.0	537.6	514.2	509.7	514.2	537.6	560.0	531.2	509.3	510.6
65°	471.3	498.0	480.5	467.9	469.4	467.9	480.5	498.0	471.3	461.1	463.2
67.5°	424.9	438.9	431.2	424.1	425.9	424.1	431.2	438.9	424.9	414.8	418.2
70°	375.5	390.5	382.6	383.7	386.7	383.7	382.6	390.5	375.5	372.5	375.1
72.5°	328.3	339.9	337.3	339.7	342.9	339.7	337.3	339.9	328.3	327.9	328.1
75°	281.9	290.7	291.9	295.3	300.3	295.3	291.9	290.7	281.9	278.9	282.5
77.5°	231.4	241.4	245.1	249.7	257.2	249.7	245.1	241.4	231.4	233.3	235.2
80°	184.9	189.6	197.9	201.3	211.8	201.3	197.9	189.6	184.9	181.5	184.1
82.5°	135.4	139.5	146.7	153.1	159.1	153.1	146.7	139.5	135.4	133.7	133.9
85°	78.2	84.6	89.4	97.0	98.8	97.0	89.4	84.6	78.2	80.0	78.2
87.5°	27.3	29.4	33.6	36.6	36.8	36.6	33.6	29.4	27.3	28.0	25.4
90°	13.1	22.2	38.3	21.0	14.4	21.0	38.3	22.2	13.1	23.1	36.0
92.5°	17.1	30.2	54.2	28.0	19.4	28.0	54.2	30.2	17.1	30.0	57.8
95°	25.2	37.1	69.1	30.9	23.4	30.9	69.1	37.1	25.2	40.0	80.7
97.5°	39.2	46.1	78.1	33.0	28.4	33.0	78.1	46.1	39.2	48.9	92.6
100°	52.1	52.1	142.7	37.9	32.4	37.9	142.7	52.1	52.1	60.0	144.3
102.5°	78.9	101.9	330.8	75.9	39.3	75.9	330.8	101.9	78.9	112.7	306.3
105°	143.5	233.1	582.2	196.2	72.4	196.2	582.2	233.1	143.5	235.9	545.8
107.5°	271.7	434.9	750.2	387.0	168.8	387.0	750.2	434.9	271.7	417.8	719.9
110°	434.7	607.8	818.7	530.1	341.7	530.1	818.7	607.8	434.7	573.9	754.7



TEST NUMBER: P1432557

CATALOG NUMBER: EHBR1-12-UNV-TASM-L835-UPL18

**CANDELA DISTRIBUTION (continued):**

	0°	22.5°	45°	67.5°	90°	112.5°	135°	157.5°	180°	202.5°	225°
112.5°	565.9	677.4	799.8	587.7	472.9	587.7	799.8	677.4	565.9	633.5	722.9
115°	614.8	667.5	714.4	585.8	524.6	585.8	714.4	667.5	614.8	618.6	645.4
117.5°	593.9	610.8	617.0	550.0	527.6	550.0	617.0	610.8	593.9	556.1	548.0
120°	536.2	529.4	519.8	497.3	497.8	497.3	519.8	529.4	536.2	485.6	457.6
122.5°	463.9	449.0	439.3	443.8	457.0	443.8	439.3	449.0	463.9	413.2	392.2
125°	393.3	378.5	382.8	398.1	411.5	398.1	382.8	378.5	393.3	350.8	345.6
127.5°	333.9	327.0	342.0	359.4	370.7	359.4	342.0	327.0	333.9	307.1	312.8
130°	291.4	293.1	313.2	327.9	334.9	327.9	313.2	293.1	291.4	278.5	292.2
132.5°	264.7	272.5	291.6	304.2	308.4	304.2	291.6	272.5	264.7	260.9	277.6
135°	248.1	259.6	276.9	285.1	286.5	285.1	276.9	259.6	248.1	249.3	264.7
137.5°	238.4	249.8	263.0	269.4	267.6	269.4	263.0	249.8	238.4	241.6	253.3
140°	232.6	244.1	250.0	257.5	255.9	257.5	250.0	244.1	232.6	234.6	243.6
142.5°	226.8	237.4	240.4	245.7	244.0	245.7	240.4	237.4	226.8	228.9	234.8
145°	224.1	231.9	229.6	236.8	234.2	236.8	229.6	231.9	224.1	224.9	228.1
147.5°	219.1	224.9	221.9	228.1	225.5	228.1	221.9	224.9	219.1	219.1	220.3
150°	213.3	217.3	213.1	220.3	219.6	220.3	213.1	217.3	213.3	212.4	213.5
152.5°	205.6	209.6	205.6	213.7	212.9	213.7	205.6	209.6	205.6	204.6	205.8
155°	199.0	201.0	199.0	207.1	207.3	207.1	199.0	201.0	199.0	198.8	199.2
157.5°	194.4	195.6	194.6	201.8	202.0	201.8	194.6	195.6	194.4	194.4	194.6
160°	190.3	192.2	191.4	197.5	197.8	197.5	191.4	192.2	190.3	191.0	191.2
162.5°	188.6	188.6	188.1	194.2	194.6	194.2	188.1	188.6	188.6	188.6	189.6
165°	186.3	187.3	185.7	190.1	191.4	190.1	185.7	187.3	186.3	187.2	187.2
167.5°	185.7	184.7	185.1	188.7	190.1	188.7	185.1	184.7	185.7	186.5	186.5
170°	184.0	184.1	183.5	187.1	188.4	187.1	183.5	184.1	184.0	184.9	185.7
172.5°	184.5	184.5	183.1	185.7	188.1	185.7	183.1	184.5	184.5	185.3	186.3
175°	184.9	184.1	183.5	185.1	187.5	185.1	183.5	184.1	184.9	184.7	184.7
177.5°	183.9	184.2	184.6	186.4	189.7	186.4	184.6	184.2	183.9	184.7	184.7
180°	184.2	184.2	184.2	184.2	184.2	184.2	184.2	184.2	184.2	184.2	184.2



TEST NUMBER: P1432557

CATALOG NUMBER: EHBR1-12-UNV-TASM-L835-UPL18

**CANDELA DISTRIBUTION (continued):**

	247.5°	270°	292.5°	315°	337.5°	360°
0°	10662.7	10662.7	10662.7	10662.7	10662.7	10662.7
2.5°	10353.0	10346.2	10353.0	10425.4	10519.6	10656.5
5°	10112.5	10074.9	10112.5	10192.7	10365.6	10626.4
7.5°	9832.4	9810.6	9832.4	9966.6	10185.1	10554.2
10°	9537.5	9488.1	9537.5	9689.1	9946.8	10444.0
12.5°	9173.9	9108.6	9173.9	9330.5	9655.6	10268.3
15°	8711.7	8654.4	8711.7	8885.5	9262.6	10008.4
17.5°	8215.7	8163.7	8215.7	8366.7	8781.9	9642.0
20°	7592.6	7551.8	7592.6	7806.2	8213.6	9170.0
22.5°	6939.1	6900.8	6939.1	7128.7	7552.9	8578.2
25°	6170.1	6149.2	6170.1	6382.0	6765.5	7886.0
27.5°	5339.0	5303.7	5339.0	5560.8	5952.5	7071.8
30°	4490.1	4431.6	4490.1	4688.5	5039.2	6167.5
32.5°	3659.8	3617.6	3659.8	3801.1	4167.6	5154.9
35°	2857.2	2815.0	2857.2	2985.0	3344.8	4220.8
37.5°	2226.4	2151.8	2226.4	2308.3	2600.5	3312.4
40°	1688.6	1676.5	1688.6	1791.7	1978.6	2577.1
42.5°	1374.6	1342.0	1374.6	1419.0	1559.0	1952.6
45°	1127.9	1115.1	1127.9	1161.4	1255.5	1526.3
47.5°	969.9	975.5	969.9	991.5	1061.9	1243.1
50°	852.2	855.6	852.2	862.4	909.3	1044.1
52.5°	765.4	762.4	765.4	766.4	795.6	897.0
55°	688.6	684.8	688.6	686.4	708.0	773.0
57.5°	621.4	624.2	621.4	618.4	630.0	678.8
60°	561.5	564.1	561.5	559.2	566.8	595.4
62.5°	510.8	512.5	510.8	510.6	509.3	531.2
65°	465.7	467.5	465.7	463.2	461.1	471.3
67.5°	422.5	422.5	422.5	418.2	414.8	424.9
70°	381.9	381.7	381.9	375.1	372.5	375.5
72.5°	333.1	337.9	333.1	328.1	327.9	328.3
75°	285.7	291.3	285.7	282.5	278.9	281.9
77.5°	237.8	246.3	237.8	235.2	233.3	231.4
80°	188.5	197.9	188.5	184.1	181.5	184.9
82.5°	139.3	146.3	139.3	133.9	133.7	135.4
85°	83.0	94.2	83.0	78.2	80.0	78.2
87.5°	26.6	34.0	26.6	25.4	28.0	27.3
90°	21.0	13.1	21.0	36.0	23.1	13.1
92.5°	32.0	19.1	32.0	57.8	30.0	17.1
95°	36.9	22.0	36.9	80.7	40.0	25.2
97.5°	40.9	28.2	40.9	92.6	48.9	39.2
100°	47.9	37.1	47.9	144.3	60.0	52.1
102.5°	101.5	63.0	101.5	306.3	112.7	78.9
105°	213.9	108.7	213.9	545.8	235.9	143.5
107.5°	382.8	188.2	382.8	719.9	417.8	271.7
110°	508.0	351.2	508.0	754.7	573.9	434.7



TEST NUMBER: P1432557

CATALOG NUMBER: EHBR1-12-UNV-TASM-L835-UPL18

**CANDELA DISTRIBUTION (continued):**

	247.5°	270°	292.5°	315°	337.5°	360°
112.5°	545.8	474.5	545.8	722.9	633.5	565.9
115°	525.0	499.3	525.0	645.4	618.6	614.8
117.5°	479.2	482.4	479.2	548.0	556.1	593.9
120°	426.6	446.6	426.6	457.6	485.6	536.2
122.5°	378.1	401.9	378.1	392.2	413.2	463.9
125°	336.3	360.3	336.3	345.6	350.8	393.3
127.5°	307.5	323.6	307.5	312.8	307.1	333.9
130°	284.8	298.8	284.8	292.2	278.5	291.4
132.5°	269.1	278.1	269.1	277.6	260.9	264.7
135°	255.4	263.2	255.4	264.7	249.3	248.1
137.5°	243.7	250.5	243.7	253.3	241.6	238.4
140°	233.1	238.9	233.1	243.6	234.6	232.6
142.5°	222.5	226.4	222.5	234.8	228.9	226.8
145°	214.9	217.9	214.9	228.1	224.9	224.1
147.5°	208.4	210.3	208.4	220.3	219.1	219.1
150°	201.8	203.7	201.8	213.5	212.4	213.3
152.5°	195.0	197.2	195.0	205.8	204.6	205.6
155°	190.5	192.6	190.5	199.2	198.8	199.0
157.5°	187.8	189.2	187.8	194.6	194.4	194.4
160°	185.4	186.7	185.4	191.2	191.0	190.3
162.5°	183.0	184.1	183.0	189.6	188.6	188.6
165°	182.3	182.5	182.3	187.2	187.2	186.3
167.5°	181.5	182.5	181.5	186.5	186.5	185.7
170°	181.7	181.9	181.7	185.7	184.9	184.0
172.5°	182.1	182.3	182.1	186.3	185.3	184.5
175°	181.5	181.7	181.5	184.7	184.7	184.9
177.5°	182.7	182.9	182.7	184.7	184.7	183.9
180°	184.2	184.2	184.2	184.2	184.2	184.2



TEST NUMBER: P1432557  
 CATALOG NUMBER: EHBR1-12-UNV-TASM-L835-UPL18

**CIE UGR TABLE:**

Reflectances:											
Ceiling		0.7	0.7	0.5	0.5	0.3	0.7	0.7	0.5	0.5	0.3
Wall		0.5	0.3	0.5	0.3	0.3	0.5	0.3	0.5	0.3	0.3
Reference plane		0.2	0.2	0.2	0.2	0.2	0.2	0.2	0.2	0.2	0.2
Room dimensions		Viewed crosswise					Viewed endwise				
X=2H	Y=2H	13.73	14.75	14.31	15.32	15.95	13.05	14.07	13.63	14.63	15.27
	3H	15.27	16.18	15.87	16.76	17.43	14.89	15.80	15.49	16.38	17.05
	4H	15.90	16.76	16.52	17.35	18.04	15.67	16.52	16.29	17.11	17.80
	6H	16.38	17.16	17.01	17.77	18.47	16.31	17.09	16.94	17.70	18.40
	8H	16.53	17.27	17.17	17.90	18.60	16.53	17.27	17.17	17.89	18.60
	12H	16.60	17.31	17.25	17.93	18.65	16.65	17.36	17.30	17.98	18.71
4H	2H	14.13	14.99	14.75	15.58	16.27	13.61	14.47	14.23	15.06	15.75
	3H	15.93	16.63	16.56	17.27	17.97	15.67	16.37	16.30	17.01	17.71
	4H	16.70	17.34	17.35	17.98	18.72	16.57	17.21	17.22	17.85	18.59
	6H	17.31	17.86	17.98	18.53	19.28	17.34	17.89	18.01	18.56	19.31
	8H	17.51	18.02	18.18	18.68	19.44	17.61	18.12	18.29	18.79	19.55
	12H	17.61	18.06	18.30	18.76	19.52	17.78	18.23	18.47	18.92	19.68
8H	4H	16.95	17.46	17.62	18.12	18.88	16.85	17.36	17.52	18.02	18.78
	6H	17.69	18.10	18.39	18.81	19.58	17.75	18.17	18.46	18.88	19.64
	8H	17.96	18.33	18.68	19.05	19.82	18.11	18.48	18.83	19.19	19.97
	12H	18.13	18.45	18.84	19.15	20.00	18.35	18.68	19.07	19.38	20.22
12H	4H	16.95	17.41	17.64	18.10	18.86	16.86	17.31	17.55	18.00	18.76
	6H	17.73	18.10	18.45	18.82	19.60	17.80	18.17	18.52	18.89	19.66
	8H	18.05	18.37	18.76	19.07	19.92	18.20	18.52	18.91	19.22	20.07

Cooper Lighting Solutions Photometric Lab  
1121 Highway 74 South  
Peachtree City, GA 30269



LM-79-2019: Approved Method: Electrical and Photometric Measurements of Solid-State Lighting Products

Report Prepared for

Cooper Lighting Solutions

Metalux

Report Number: SP1-2506-472-3

Test Date: 07/31/2025

Luminaire Tested: EHBR-60-L835-N

Data in this report applies to families of products including EHBR-60-L835-N

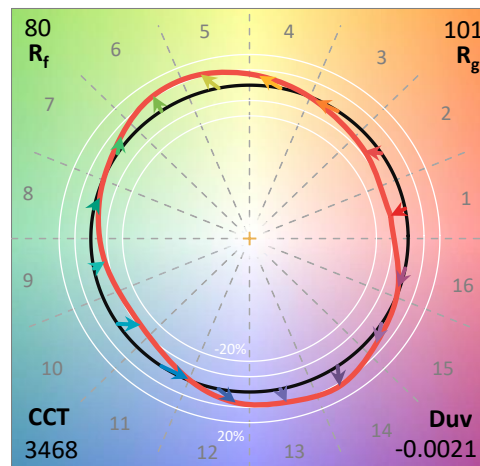
**Test Information**

Test Method: LM-79-2019  
 Report Number: SP1-2506-472-3  
 Test Lab: COOPER LIGHTING SOLUTIONS  
 Photometer: SP1 - 76IN SPHERE  
 Measurement Geometry: 4π  
 Issue Date: 08/05/2025  
 Manufacturer: COOPER LIGHTING SOLUTIONS  
 Product Line: Metalux  
 Catalog Number: **EHBR-60-L835-N**  
 Description: Elevate Round Highbay at, 60000 lumens, 3500K 80CRI LEDs with N lens

**Spectral Parameters**

CCT (K): 3468  
 CIE u': 0.2375  
 CIE v': 0.5091  
 Duv: -0.0021  
 CIE x: 0.4049  
 CIE y: 0.3856  
 CIE z: 0.2095  
 Peak Wavelength (nm): 630  
 Dominant Wavelength (nm): 581  
 Purity: 37.24544  
 Rf: 80.1  
 Rg: 101

CRI (Ra):	82.1		
R1:	82.9	R9:	27.6
R2:	85.6	R10:	63.8
R3:	85.9	R11:	81.2
R4:	82.8	R12:	57.2
R5:	81.0	R13:	82.6
R6:	79.7	R14:	91.0
R7:	86.5	R15:	79.4
R8:	72.1		



**Test Conditions**

Stabilization Time: 39M  
 Operation Time: 1H 39M  
 Sphere Temperature (°C): 25.0

REPORT NUMBER: SP1-2506-472-3

Measurement and Test Equipment			
Instrument	Identification Number	Calibration Date	Calibration Due Date
Photometer	76INCH SPHERE IN0058	6/16/2025	12/16/2025
Power Meter	XITRON INXT2011004	1/21/2025	1/21/2026
AC Power Source	CHROMA 61603 IN0063	10/22/2024	10/22/2025
DC Power Source	AGILENT E3634A IN0208	10/22/2024	10/22/2025
Sphere Thermometer	ONSET IN0085	10/22/2024	10/22/2025
Room Thermometer	ONSET IN0046	10/22/2024	10/22/2025

REPORT NUMBER: SP1-2506-472-3

CIE 1931 Chromaticity Diagram



CIE 1931 Chromaticity Diagram with 2017 ANSI 7-Step and 4-Step Quadrangles



Point lies inside the ANSI 3500K 4-step quadrangle

REPORT NUMBER: SP1-2506-472-3

**Photopic Flux vs. Wavelength**

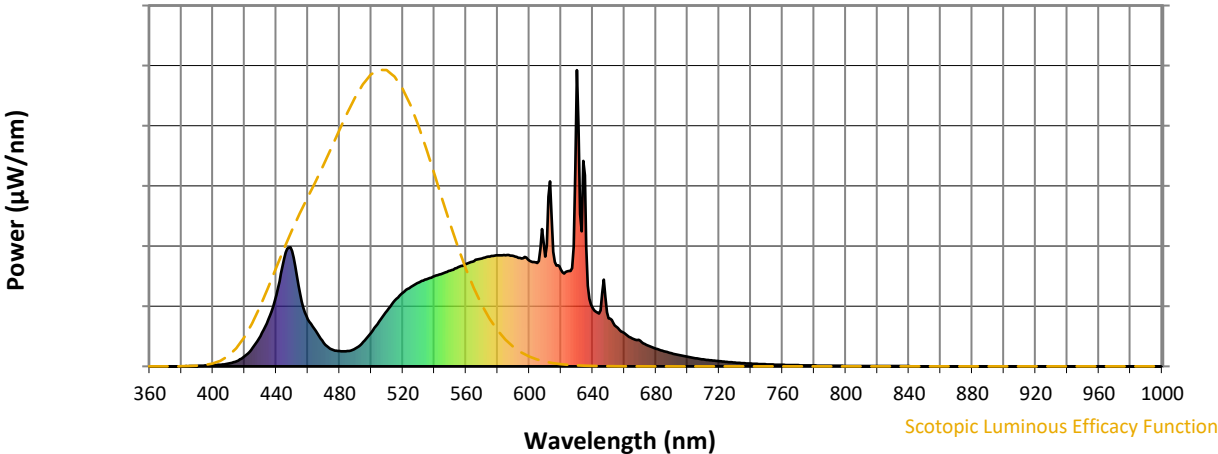


**Photopic Lumens: NR**

λ (nm)	Power W <sup>^</sup> /nm	Lumens (φ/nm)	λ (nm)	Power W <sup>^</sup> /nm	Lumens (φ/nm)	λ (nm)	Power W <sup>^</sup> /nm	Lumens (φ/nm)	λ (nm)	Power W <sup>^</sup> /nm	Lumens (φ/nm)	λ (nm)	Power W <sup>^</sup> /nm	Lumens (φ/nm)
360	0	NR	490	60	NR	620	327	NR	750	7	NR	880	0	NR
365	0	NR	495	82	NR	625	322	NR	755	6	NR	885	0	NR
370	0	NR	500	114	NR	630	1000	NR	760	5	NR	890	0	NR
375	0	NR	505	152	NR	635	645	NR	765	4	NR	895	0	NR
380	0	NR	510	189	NR	640	197	NR	770	4	NR	900	0	NR
385	1	NR	515	222	NR	645	189	NR	775	3	NR	905	0	NR
390	2	NR	520	248	NR	650	163	NR	780	3	NR	910	0	NR
395	3	NR	525	268	NR	655	134	NR	785	2	NR	915	0	NR
400	4	NR	530	283	NR	660	113	NR	790	2	NR	920	0	NR
405	6	NR	535	294	NR	665	94	NR	795	2	NR	925	0	NR
410	9	NR	540	305	NR	670	87	NR	800	2	NR	930	0	NR
415	18	NR	545	314	NR	675	70	NR	805	1	NR	935	0	NR
420	34	NR	550	323	NR	680	60	NR	810	1	NR	940	0	NR
425	62	NR	555	335	NR	685	51	NR	815	1	NR	945	0	NR
430	102	NR	560	346	NR	690	44	NR	820	1	NR	950	0	NR
435	159	NR	565	356	NR	695	38	NR	825	1	NR	955	0	NR
440	241	NR	570	364	NR	700	32	NR	830	1	NR	960	0	NR
445	363	NR	575	371	NR	705	28	NR	835	1	NR	965	0	NR
450	389	NR	580	375	NR	710	24	NR	840	1	NR	970	0	NR
455	245	NR	585	375	NR	715	20	NR	845	0	NR	975	0	NR
460	158	NR	590	373	NR	720	17	NR	850	0	NR	980	0	NR
465	120	NR	595	364	NR	725	15	NR	855	0	NR	985	0	NR
470	79	NR	600	357	NR	730	13	NR	860	0	NR	990	0	NR
475	57	NR	605	349	NR	735	11	NR	865	0	NR	995	0	NR
480	51	NR	610	371	NR	740	9	NR	870	0	NR	1000	0	NR
485	51	NR	615	387	NR	745	8	NR	875	0	NR			

REPORT NUMBER: SP1-2506-472-3

Scotopic Flux vs. Wavelength



Scotopic Lumens: NR S/P: 1.43

λ (nm)	Power W <sup>^</sup> /nm	Lumens (φ/nm)	λ (nm)	Power W <sup>^</sup> /nm	Lumens (φ/nm)	λ (nm)	Power W <sup>^</sup> /nm	Lumens (φ/nm)	λ (nm)	Power W <sup>^</sup> /nm	Lumens (φ/nm)	λ (nm)	Power W <sup>^</sup> /nm	Lumens (φ/nm)
360	0	NR	490	60	NR	620	327	NR	750	7	NR	880	0	NR
365	0	NR	495	82	NR	625	322	NR	755	6	NR	885	0	NR
370	0	NR	500	114	NR	630	1000	NR	760	5	NR	890	0	NR
375	0	NR	505	152	NR	635	645	NR	765	4	NR	895	0	NR
380	0	NR	510	189	NR	640	197	NR	770	4	NR	900	0	NR
385	1	NR	515	222	NR	645	189	NR	775	3	NR	905	0	NR
390	2	NR	520	248	NR	650	163	NR	780	3	NR	910	0	NR
395	3	NR	525	268	NR	655	134	NR	785	2	NR	915	0	NR
400	4	NR	530	283	NR	660	113	NR	790	2	NR	920	0	NR
405	6	NR	535	294	NR	665	94	NR	795	2	NR	925	0	NR
410	9	NR	540	305	NR	670	87	NR	800	2	NR	930	0	NR
415	18	NR	545	314	NR	675	70	NR	805	1	NR	935	0	NR
420	34	NR	550	323	NR	680	60	NR	810	1	NR	940	0	NR
425	62	NR	555	335	NR	685	51	NR	815	1	NR	945	0	NR
430	102	NR	560	346	NR	690	44	NR	820	1	NR	950	0	NR
435	159	NR	565	356	NR	695	38	NR	825	1	NR	955	0	NR
440	241	NR	570	364	NR	700	32	NR	830	1	NR	960	0	NR
445	363	NR	575	371	NR	705	28	NR	835	1	NR	965	0	NR
450	389	NR	580	375	NR	710	24	NR	840	1	NR	970	0	NR
455	245	NR	585	375	NR	715	20	NR	845	0	NR	975	0	NR
460	158	NR	590	373	NR	720	17	NR	850	0	NR	980	0	NR
465	120	NR	595	364	NR	725	15	NR	855	0	NR	985	0	NR
470	79	NR	600	357	NR	730	13	NR	860	0	NR	990	0	NR
475	57	NR	605	349	NR	735	11	NR	865	0	NR	995	0	NR
480	51	NR	610	371	NR	740	9	NR	870	0	NR	1000	0	NR
485	51	NR	615	387	NR	745	8	NR	875	0	NR			

REPORT NUMBER: SP1-2506-472-3

**Melanopic Flux vs. Wavelength**



**Melanopic Lumens: NR**

**M/P: 2.75**

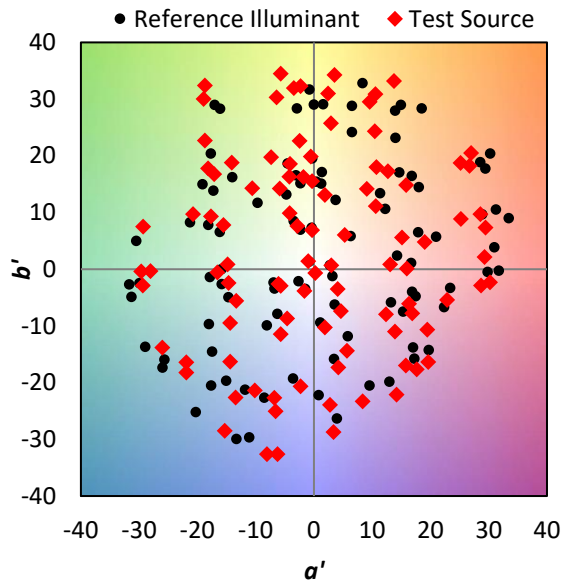
λ (nm)	Power W <sup>^</sup> /nm	Lumens (φ/nm)	λ (nm)	Power W <sup>^</sup> /nm	Lumens (φ/nm)	λ (nm)	Power W <sup>^</sup> /nm	Lumens (φ/nm)	λ (nm)	Power W <sup>^</sup> /nm	Lumens (φ/nm)	λ (nm)	Power W <sup>^</sup> /nm	Lumens (φ/nm)
360	0	NR	490	60	NR	620	327	NR	750	7	NR	880	0	NR
365	0	NR	495	82	NR	625	322	NR	755	6	NR	885	0	NR
370	0	NR	500	114	NR	630	1000	NR	760	5	NR	890	0	NR
375	0	NR	505	152	NR	635	645	NR	765	4	NR	895	0	NR
380	0	NR	510	189	NR	640	197	NR	770	4	NR	900	0	NR
385	1	NR	515	222	NR	645	189	NR	775	3	NR	905	0	NR
390	2	NR	520	248	NR	650	163	NR	780	3	NR	910	0	NR
395	3	NR	525	268	NR	655	134	NR	785	2	NR	915	0	NR
400	4	NR	530	283	NR	660	113	NR	790	2	NR	920	0	NR
405	6	NR	535	294	NR	665	94	NR	795	2	NR	925	0	NR
410	9	NR	540	305	NR	670	87	NR	800	2	NR	930	0	NR
415	18	NR	545	314	NR	675	70	NR	805	1	NR	935	0	NR
420	34	NR	550	323	NR	680	60	NR	810	1	NR	940	0	NR
425	62	NR	555	335	NR	685	51	NR	815	1	NR	945	0	NR
430	102	NR	560	346	NR	690	44	NR	820	1	NR	950	0	NR
435	159	NR	565	356	NR	695	38	NR	825	1	NR	955	0	NR
440	241	NR	570	364	NR	700	32	NR	830	1	NR	960	0	NR
445	363	NR	575	371	NR	705	28	NR	835	1	NR	965	0	NR
450	389	NR	580	375	NR	710	24	NR	840	1	NR	970	0	NR
455	245	NR	585	375	NR	715	20	NR	845	0	NR	975	0	NR
460	158	NR	590	373	NR	720	17	NR	850	0	NR	980	0	NR
465	120	NR	595	364	NR	725	15	NR	855	0	NR	985	0	NR
470	79	NR	600	357	NR	730	13	NR	860	0	NR	990	0	NR
475	57	NR	605	349	NR	735	11	NR	865	0	NR	995	0	NR
480	51	NR	610	371	NR	740	9	NR	870	0	NR	1000	0	NR
485	51	NR	615	387	NR	745	8	NR	875	0	NR			

**Summary**

$R_f = 80.1$   
 $R_g = 101$   
 CIE  $R_a = 82.1$   
 $R_9 = 27.6$

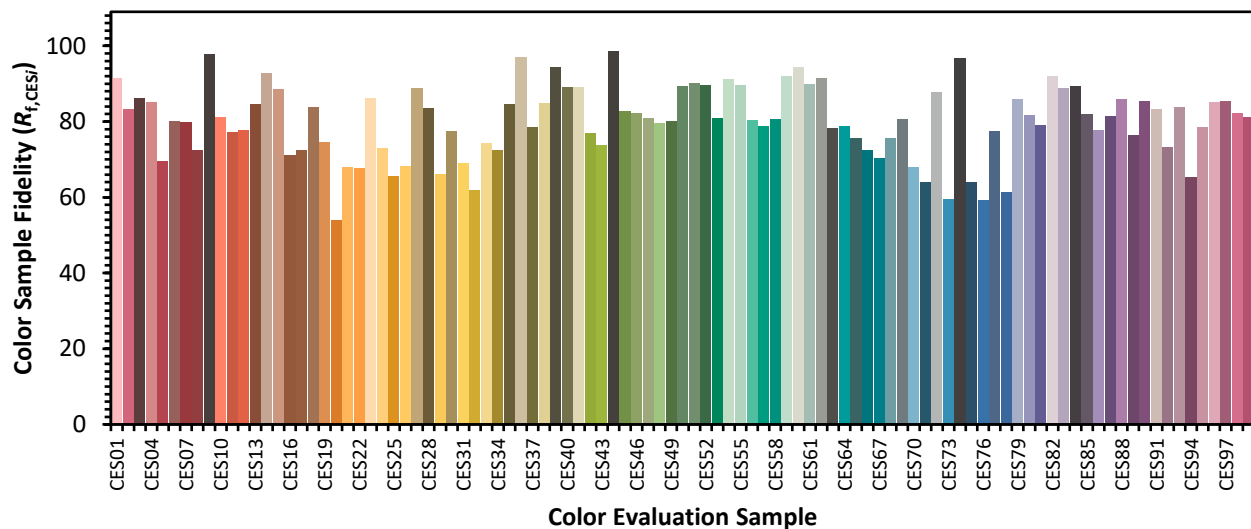


**Color Vector Graphics**

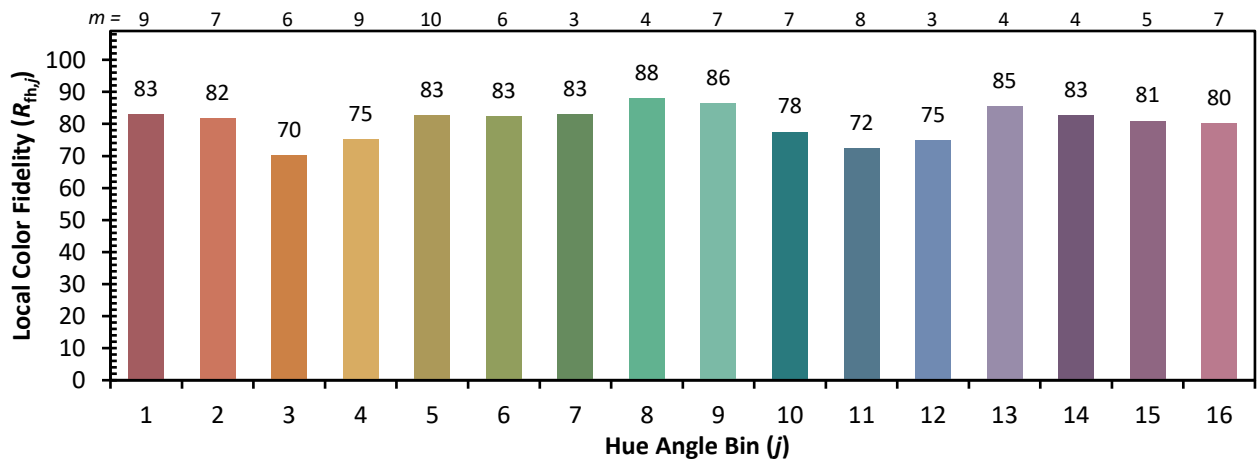


**Individual Sample Fidelity Index ( $R_{f,i}$ )**

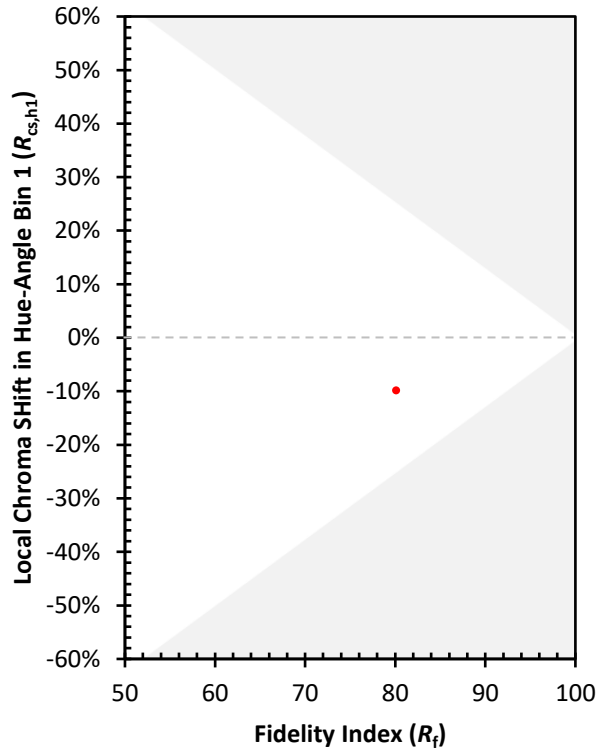
CES01 = 86	CES26 = 68	CES51 = 90	CES76 = 59
CES02 = 62	CES27 = 89	CES52 = 90	CES77 = 78
CES03 = 31	CES28 = 84	CES53 = 81	CES78 = 61
CES04 = 70	CES29 = 66	CES54 = 91	CES79 = 86
CES05 = 49	CES30 = 77	CES55 = 90	CES80 = 82
CES06 = 51	CES31 = 69	CES56 = 80	CES81 = 79
CES07 = 42	CES32 = 62	CES57 = 79	CES82 = 92
CES08 = 41	CES33 = 74	CES58 = 81	CES83 = 89
CES09 = 29	CES34 = 72	CES59 = 92	CES84 = 89
CES10 = 75	CES35 = 85	CES60 = 94	CES85 = 82
CES11 = 58	CES36 = 97	CES61 = 90	CES86 = 78
CES12 = 64	CES37 = 79	CES62 = 92	CES87 = 82
CES13 = 43	CES38 = 85	CES63 = 78	CES88 = 86
CES14 = 74	CES39 = 94	CES64 = 79	CES89 = 76
CES15 = 71	CES40 = 89	CES65 = 76	CES90 = 85
CES16 = 47	CES41 = 89	CES66 = 73	CES91 = 83
CES17 = 49	CES42 = 77	CES67 = 70	CES92 = 73
CES18 = 56	CES43 = 74	CES68 = 76	CES93 = 84
CES19 = 72	CES44 = 99	CES69 = 81	CES94 = 65
CES20 = 66	CES45 = 83	CES70 = 68	CES95 = 79
CES21 = 86	CES46 = 82	CES71 = 64	CES96 = 85
CES22 = 78	CES47 = 81	CES72 = 88	CES97 = 85
CES23 = 92	CES48 = 80	CES73 = 60	CES98 = 82
CES24 = 91	CES49 = 80	CES74 = 97	CES99 = 81
CES25 = 72	CES50 = 89	CES75 = 64	



Color Rendition by Hue-Angle Bin



Measure Comparisons



(END OF REPORT)