

Cooper Lighting Solutions Photometric Lab
1121 Highway 74 South
Peachtree City, GA 30269



Scaled data based on original data using
LM-79-2019 Approved Method: Electrical and Photometric Measurements of Solid-
State Lighting Products

Test Report Prepared for
Cooper Lighting Solutions

Brand: METALUX

Report Number: P1436346

Luminaire Tested: EHBR1-12-UNV-M-L850

Issue Date: 3/25/2026

Test Information

Test Method: LM-79-2019
Report Number: P1436346
TEST IS SCALED FROM IESNA LM-79-08 TEST DATA (G3-2603-725-1)
Test Lab: INNOVATION CENTER
Issue Date: 3/25/2026
Manufacturer: COOPER LIGHTING SOLUTIONS
Product Line: METALUX
Catalog Number: EHBR1-12-UNV-M-L850
Description: Elevate Round Highbay at, 12000 lumens, 5000K 80CRI LEDs with M lens
Light Source: -
Ballast/Driver: -

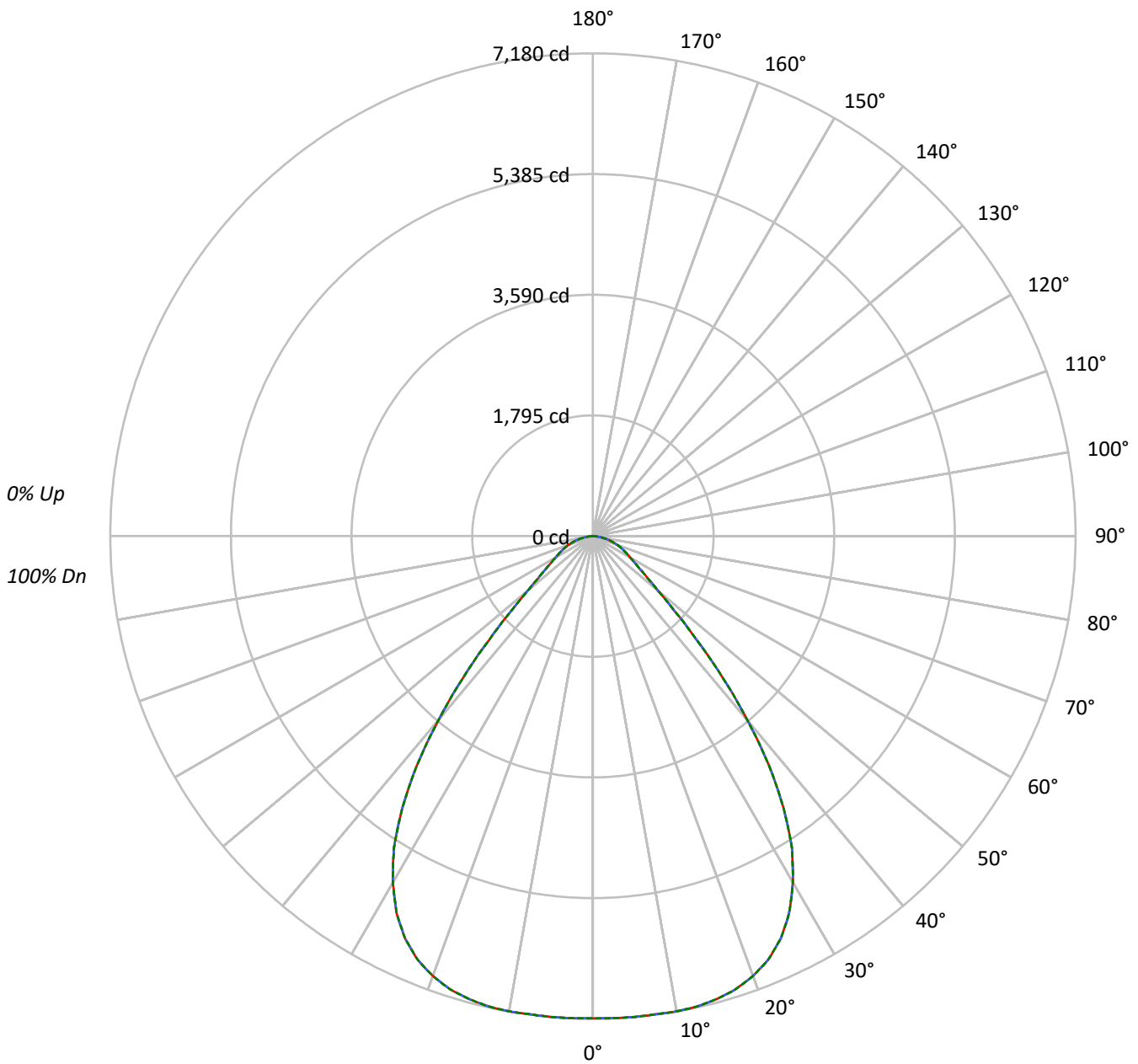
Summary

Lumens per Lamp: N/A
Luminaire Lumens: 12141.0 lumens
Efficiency: N/A
Efficacy: 187.7 lumens/watt
Spacing Criteria (0/90/45): 1.21 / 1.21 / 1.15
Luminous Opening: Circular (Dia: 1.71' x H: 0')
CIE Type: Direct

Input Watts (W): 64.7
Input Voltage (V): NR
Input Current (Ain): NR
Voltage Rise (V): NR
Power Factor: NR
Total Harmonic Distortion (THDi): NR
Frequency (hertz): 60
Stabilization Time: NR
Operation Time: NR
Ambient Temperature (°C): NR
Test Distance: 24 FT

TEST NUMBER: P1436346
CATALOG NUMBER: EHBR1-12-UNV-M-L850

Luminous Intensity Polar Plot



— 0°-180° - - 45°-225° - · - · 90°-270°



TEST NUMBER: P1436346
 CATALOG NUMBER: EHBR1-12-UNV-M-L850

COEFFICIENT OF UTILIZATION - ZONAL CAVITY METHOD:

RF	20				20				20				20				20				
RC	80				70				50				30				10			0	
RW	70	50	30	10	70	50	30	10	50	30	10	50	30	10	50	30	10	50	30	10	0
RCR																					
0	119	119	119	119	116	116	116	116	111	111	111	106	106	106	102	102	102	102	102	102	100
1	112	108	105	102	109	106	103	100	102	99	97	98	96	94	94	93	92	94	93	92	90
2	104	98	93	88	102	96	91	87	93	89	85	90	86	83	87	84	82	87	84	82	80
3	97	89	83	78	95	87	82	77	85	80	76	82	78	74	80	76	73	80	76	73	71
4	91	81	74	69	89	80	73	68	78	72	68	75	71	67	73	69	66	73	69	66	64
5	85	74	67	62	83	73	66	61	71	65	61	70	64	60	68	63	60	68	63	60	58
6	79	68	61	56	78	67	61	55	66	60	55	64	59	55	63	58	54	63	58	54	52
7	74	63	56	51	73	62	55	50	61	55	50	60	54	50	58	53	50	58	53	50	48
8	70	58	51	46	69	58	51	46	57	50	46	55	50	46	54	49	45	54	49	45	44
9	66	54	47	42	65	54	47	42	53	47	42	52	46	42	51	46	42	51	46	42	40
10	62	51	44	39	61	50	44	39	49	43	39	48	43	39	48	42	39	48	42	39	37

AVERAGE LUMINANCE (cd/sqm):

	0°	45°	90°
0°	33686	33686	33686
5°	33848	33848	33848
10°	34230	34230	34230
15°	34659	34659	34659
20°	34796	34796	34796
25°	34236	34236	34236
30°	32269	32269	32269
35°	28351	28351	28351
40°	21941	21941	21941
45°	14495	14495	14495
50°	9259	9259	9259
55°	7014	7014	7014
60°	6026	6026	6026
65°	5629	5629	5629
70°	5326	5326	5326
75°	4837	4837	4837
80°	4146	4146	4146
85°	2834	2834	2834

MAXIMUM LUMINANCE 45°-90°:

Horizontal Angle: 0°
 Vertical Angle: 45°
 Luminance: 14495 cd/sqm



TEST NUMBER: P1436346
 CATALOG NUMBER: EHBR1-12-UNV-M-L850

ZONAL LUMENS:

Zone	Lumens	% Fixture
0°-10°	685.1	5.6
10°-20°	2011.9	16.6
20°-30°	3018.8	24.9
30°-40°	3037.3	25.0
40°-50°	1738.6	14.3
50°-60°	795.2	6.5
60°-70°	504.5	4.2
70°-80°	283.0	2.3
80°-90°	66.4	0.5
90°-100°	0.0	0.0
100°-110°	0.0	0.0
110°-120°	0.0	0.0
120°-130°	0.0	0.0
130°-140°	0.0	0.0
140°-150°	0.0	0.0
150°-160°	0.0	0.0
160°-170°	0.0	0.0
170°-180°	0.0	0.0
0°-30°	5715.9	47.1
0°-40°	8753.2	72.1
0°-60°	11287.0	93.0
0°-90°	12141.0	100.0
90°-120°	0.0	0.0
90°-150°	0.0	0.0
90°-180°	0.0	0.0
0°-180°	12141.0	100.0

CANDELA DISTRIBUTION:

	0°	22.5°	45°	67.5°	90°	Flux
0°	7173	7173	7173	7173	7173	
5°	7180	7180	7180	7180	7180	685
15°	7129	7129	7129	7129	7129	2012
25°	6607	6607	6607	6607	6607	3019
35°	4945	4945	4945	4945	4945	3037
45°	2183	2183	2183	2183	2183	1739
55°	857	857	857	857	857	795
65°	507	507	507	507	507	505
75°	267	267	267	267	267	283
85°	53	53	53	53	53	66
90°	0	0	0	0	0	



TEST NUMBER: P1436346
 CATALOG NUMBER: EHBR1-12-UNV-M-L850

CANDELA DISTRIBUTION (FULL):

	0°	22.5°	45°	67.5°	90°
0°	7173.2	7173.2	7173.2	7173.2	7173.2
2.5°	7176.7	7176.7	7176.7	7176.7	7176.7
5°	7180.2	7180.2	7180.2	7180.2	7180.2
7.5°	7175.3	7175.3	7175.3	7175.3	7175.3
10°	7178.3	7178.3	7178.3	7178.3	7178.3
12.5°	7166.0	7166.0	7166.0	7166.0	7166.0
15°	7128.9	7128.9	7128.9	7128.9	7128.9
17.5°	7067.5	7067.5	7067.5	7067.5	7067.5
20°	6962.8	6962.8	6962.8	6962.8	6962.8
22.5°	6819.0	6819.0	6819.0	6819.0	6819.0
25°	6607.3	6607.3	6607.3	6607.3	6607.3
27.5°	6322.6	6322.6	6322.6	6322.6	6322.6
30°	5950.9	5950.9	5950.9	5950.9	5950.9
32.5°	5510.9	5510.9	5510.9	5510.9	5510.9
35°	4945.3	4945.3	4945.3	4945.3	4945.3
37.5°	4304.4	4304.4	4304.4	4304.4	4304.4
40°	3579.1	3579.1	3579.1	3579.1	3579.1
42.5°	2860.1	2860.1	2860.1	2860.1	2860.1
45°	2182.6	2182.6	2182.6	2182.6	2182.6
47.5°	1643.0	1643.0	1643.0	1643.0	1643.0
50°	1267.4	1267.4	1267.4	1267.4	1267.4
52.5°	1024.0	1024.0	1024.0	1024.0	1024.0
55°	856.7	856.7	856.7	856.7	856.7
57.5°	733.6	733.6	733.6	733.6	733.6
60°	641.6	641.6	641.6	641.6	641.6
62.5°	570.6	570.6	570.6	570.6	570.6
65°	506.6	506.6	506.6	506.6	506.6
67.5°	447.6	447.6	447.6	447.6	447.6
70°	387.9	387.9	387.9	387.9	387.9
72.5°	327.8	327.8	327.8	327.8	327.8
75°	266.6	266.6	266.6	266.6	266.6
77.5°	208.5	208.5	208.5	208.5	208.5
80°	153.3	153.3	153.3	153.3	153.3
82.5°	100.0	100.0	100.0	100.0	100.0
85°	52.6	52.6	52.6	52.6	52.6
87.5°	15.0	15.0	15.0	15.0	15.0
90°	0.0	0.0	0.0	0.0	0.0



TEST NUMBER: P1436346
 CATALOG NUMBER: EHBR1-12-UNV-M-L850

CIE UGR TABLE:

Reflectances:											
Ceiling		0.7	0.7	0.5	0.5	0.3	0.7	0.7	0.5	0.5	0.3
Wall		0.5	0.3	0.5	0.3	0.3	0.5	0.3	0.5	0.3	0.3
Reference plane		0.2	0.2	0.2	0.2	0.2	0.2	0.2	0.2	0.2	0.2
Room dimensions		Viewed crosswise					Viewed endwise				
X=2H	Y=2H	15.57	16.85	15.94	17.16	17.48	15.57	16.85	15.94	17.16	17.48
	3H	17.15	18.28	17.53	18.61	18.98	17.15	18.28	17.53	18.61	18.98
	4H	17.73	18.79	18.14	19.14	19.52	17.73	18.79	18.14	19.14	19.52
	6H	18.13	19.10	18.54	19.47	19.86	18.13	19.10	18.54	19.47	19.86
	8H	18.23	19.15	18.66	19.54	19.94	18.23	19.15	18.66	19.54	19.94
	12H	18.27	19.15	18.70	19.53	19.96	18.27	19.15	18.70	19.53	19.96
4H	2H	16.06	17.12	16.47	17.47	17.85	16.06	17.12	16.47	17.47	17.85
	3H	17.87	18.73	18.28	19.14	19.54	17.87	18.73	18.28	19.14	19.54
	4H	18.57	19.34	19.01	19.76	20.21	18.57	19.34	19.01	19.76	20.21
	6H	19.08	19.75	19.54	20.19	20.66	19.08	19.75	19.54	20.19	20.66
	8H	19.21	19.84	19.68	20.28	20.75	19.21	19.84	19.68	20.28	20.75
	12H	19.28	19.83	19.77	20.31	20.79	19.28	19.83	19.77	20.31	20.79
8H	4H	18.80	19.42	19.27	19.87	20.34	18.80	19.42	19.27	19.87	20.34
	6H	19.41	19.92	19.91	20.42	20.90	19.41	19.92	19.91	20.42	20.90
	8H	19.60	20.06	20.13	20.57	21.07	19.60	20.06	20.13	20.57	21.07
	12H	19.72	20.12	20.24	20.62	21.19	19.72	20.12	20.24	20.62	21.19
12H	4H	18.80	19.35	19.29	19.83	20.31	18.80	19.35	19.29	19.83	20.31
	6H	19.43	19.89	19.95	20.40	20.90	19.43	19.89	19.95	20.40	20.90
	8H	19.67	20.07	20.18	20.56	21.14	19.67	20.07	20.18	20.56	21.14

Cooper Lighting Solutions Photometric Lab
1121 Highway 74 South
Peachtree City, GA 30269



LM-79-2019: Approved Method: Electrical and Photometric Measurements of Solid-State Lighting Products

Report Prepared for

Cooper Lighting Solutions

Metalux

Report Number: SP1-2506-472-4

Test Date: 07/31/2025

Luminaire Tested: EHBR-60-L850-N

Data in this report applies to families of products including EHBR-60-L850-N

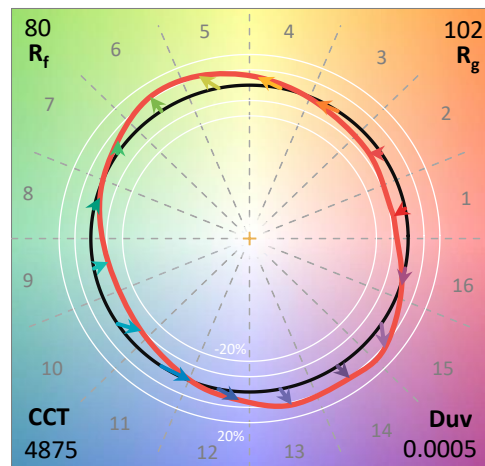
Test Information

Test Method: LM-79-2019
 Report Number: SP1-2506-472-4
 Test Lab: COOPER LIGHTING SOLUTIONS
 Photometer: SP1 - 76IN SPHERE
 Measurement Geometry: 4π
 Issue Date: 08/05/2025
 Manufacturer: COOPER LIGHTING SOLUTIONS
 Product Line: Metalux
 Catalog Number: **EHBR-60-L850-N**
 Description: Elevate Round Highbay at, 60000 lumens, 5000K 80CRI LEDs with N lens

Spectral Parameters

CCT (K): 4875
 CIE u': 0.2124
 CIE v': 0.4871
 Duv: 0.0005
 CIE x: 0.3488
 CIE y: 0.3555
 CIE z: 0.2957
 Peak Wavelength (nm): 630
 Dominant Wavelength (nm): 573
 Purity: 11.33556
 Rf: 80
 Rg: 102.3

CRI (Ra):	82.3		
R1:	85.0	R9:	43.9
R2:	83.1	R10:	57.4
R3:	78.8	R11:	83.1
R4:	84.0	R12:	51.0
R5:	83.0	R13:	83.4
R6:	76.3	R14:	87.4
R7:	86.8	R15:	83.4
R8:	81.7		



Test Conditions

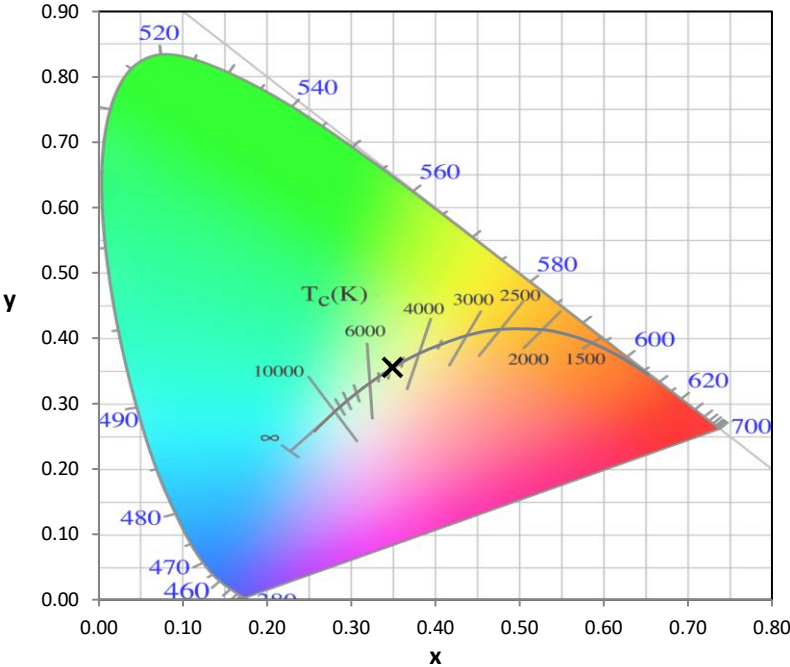
Stabilization Time: 39M
 Operation Time: 1H 39M
 Sphere Temperature (°C): 25.0

REPORT NUMBER: SP1-2506-472-4

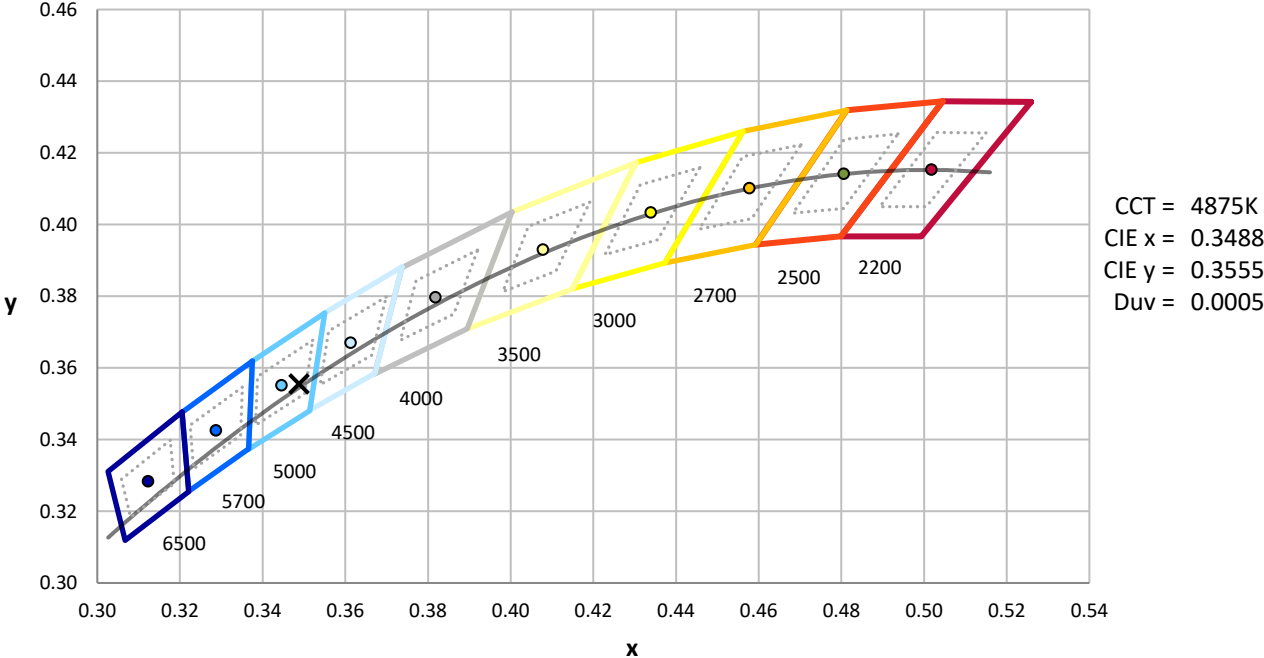
Measurement and Test Equipment			
Instrument	Identification Number	Calibration Date	Calibration Due Date
Photometer	76INCH SPHERE IN0058	6/16/2025	12/16/2025
Power Meter	XITRON INXT2011004	1/21/2025	1/21/2026
AC Power Source	CHROMA 61603 IN0063	10/22/2024	10/22/2025
DC Power Source	AGILENT E3634A IN0208	10/22/2024	10/22/2025
Sphere Thermometer	ONSET IN0085	10/22/2024	10/22/2025
Room Thermometer	ONSET IN0046	10/22/2024	10/22/2025

REPORT NUMBER: SP1-2506-472-4

CIE 1931 Chromaticity Diagram



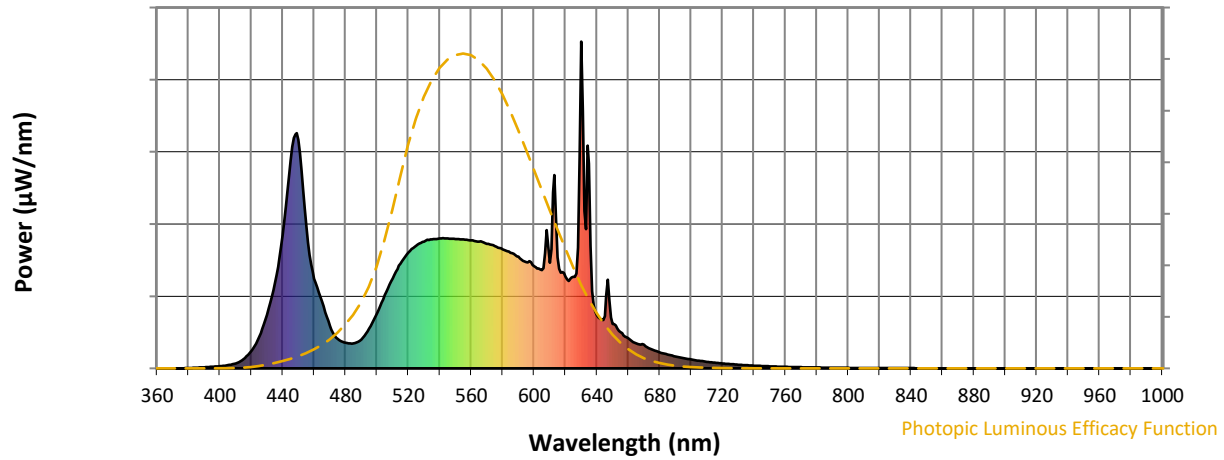
CIE 1931 Chromaticity Diagram with 2017 ANSI 7-Step and 4-Step Quadrangles



Point lies inside the ANSI 5000K 4-step quadrangle

REPORT NUMBER: SP1-2506-472-4

Photopic Flux vs. Wavelength

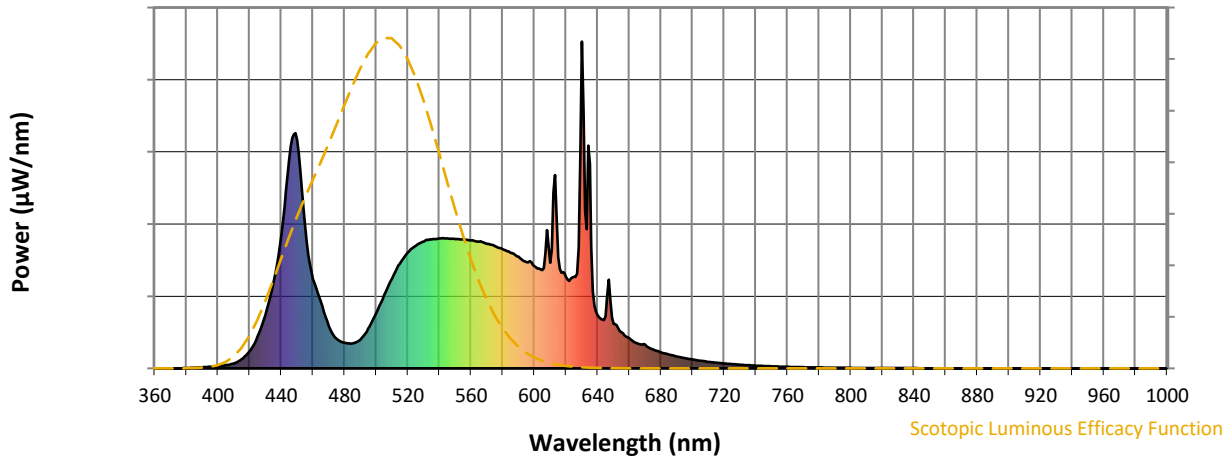


Photopic Lumens: NR

λ (nm)	Power W [^] /nm	Lumens (ϕ /nm)	λ (nm)	Power W [^] /nm	Lumens (ϕ /nm)	λ (nm)	Power W [^] /nm	Lumens (ϕ /nm)	λ (nm)	Power W [^] /nm	Lumens (ϕ /nm)	λ (nm)	Power W [^] /nm	Lumens (ϕ /nm)
360	0	NR	490	89	NR	620	280	NR	750	6	NR	880	0	NR
365	0	NR	495	121	NR	625	280	NR	755	5	NR	885	0	NR
370	0	NR	500	168	NR	630	1000	NR	760	5	NR	890	0	NR
375	0	NR	505	224	NR	635	626	NR	765	4	NR	895	0	NR
380	1	NR	510	275	NR	640	163	NR	770	4	NR	900	0	NR
385	2	NR	515	321	NR	645	160	NR	775	3	NR	905	0	NR
390	3	NR	520	354	NR	650	136	NR	780	3	NR	910	0	NR
395	5	NR	525	375	NR	655	111	NR	785	2	NR	915	0	NR
400	7	NR	530	388	NR	660	93	NR	790	2	NR	920	0	NR
405	10	NR	535	395	NR	665	76	NR	795	2	NR	925	0	NR
410	15	NR	540	397	NR	670	72	NR	800	2	NR	930	0	NR
415	28	NR	545	398	NR	675	57	NR	805	1	NR	935	0	NR
420	53	NR	550	396	NR	680	49	NR	810	1	NR	940	0	NR
425	97	NR	555	395	NR	685	42	NR	815	1	NR	945	0	NR
430	163	NR	560	392	NR	690	37	NR	820	1	NR	950	0	NR
435	261	NR	565	388	NR	695	32	NR	825	1	NR	955	0	NR
440	409	NR	570	381	NR	700	27	NR	830	1	NR	960	0	NR
445	637	NR	575	374	NR	705	23	NR	835	1	NR	965	0	NR
450	699	NR	580	365	NR	710	20	NR	840	1	NR	970	0	NR
455	436	NR	585	354	NR	715	17	NR	845	0	NR	975	0	NR
460	274	NR	590	342	NR	720	15	NR	850	0	NR	980	0	NR
465	205	NR	595	325	NR	725	13	NR	855	0	NR	985	0	NR
470	130	NR	600	313	NR	730	11	NR	860	0	NR	990	0	NR
475	90	NR	605	301	NR	735	10	NR	865	0	NR	995	0	NR
480	78	NR	610	323	NR	740	8	NR	870	0	NR	1000	0	NR
485	77	NR	615	340	NR	745	7	NR	875	0	NR			

REPORT NUMBER: SP1-2506-472-4

Scotopic Flux vs. Wavelength



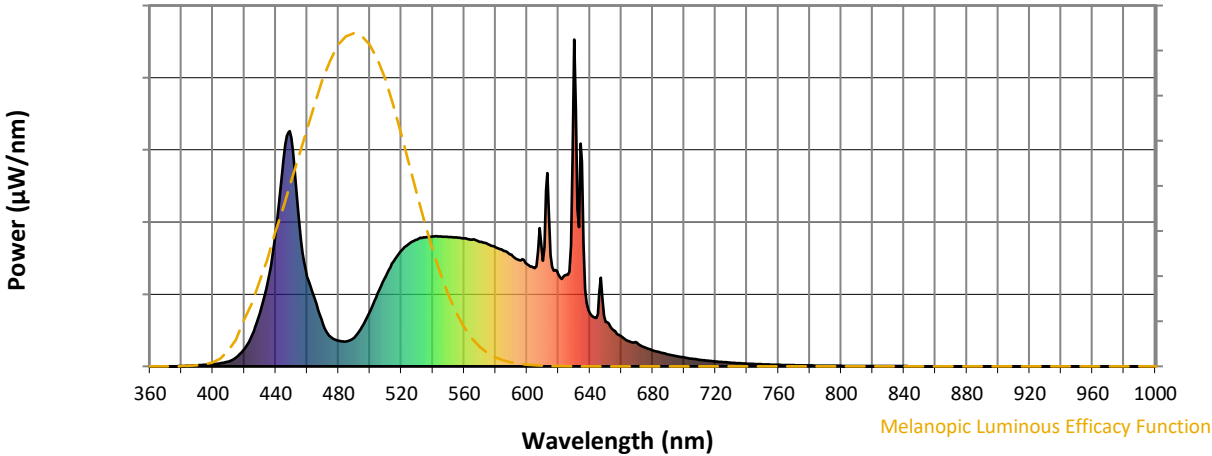
Scotopic Lumens: NR

S/P: 1.82

λ (nm)	Power W [^] /nm	Lumens (φ/nm)	λ (nm)	Power W [^] /nm	Lumens (φ/nm)	λ (nm)	Power W [^] /nm	Lumens (φ/nm)	λ (nm)	Power W [^] /nm	Lumens (φ/nm)	λ (nm)	Power W [^] /nm	Lumens (φ/nm)
360	0	NR	490	89	NR	620	280	NR	750	6	NR	880	0	NR
365	0	NR	495	121	NR	625	280	NR	755	5	NR	885	0	NR
370	0	NR	500	168	NR	630	1000	NR	760	5	NR	890	0	NR
375	0	NR	505	224	NR	635	626	NR	765	4	NR	895	0	NR
380	1	NR	510	275	NR	640	163	NR	770	4	NR	900	0	NR
385	2	NR	515	321	NR	645	160	NR	775	3	NR	905	0	NR
390	3	NR	520	354	NR	650	136	NR	780	3	NR	910	0	NR
395	5	NR	525	375	NR	655	111	NR	785	2	NR	915	0	NR
400	7	NR	530	388	NR	660	93	NR	790	2	NR	920	0	NR
405	10	NR	535	395	NR	665	76	NR	795	2	NR	925	0	NR
410	15	NR	540	397	NR	670	72	NR	800	2	NR	930	0	NR
415	28	NR	545	398	NR	675	57	NR	805	1	NR	935	0	NR
420	53	NR	550	396	NR	680	49	NR	810	1	NR	940	0	NR
425	97	NR	555	395	NR	685	42	NR	815	1	NR	945	0	NR
430	163	NR	560	392	NR	690	37	NR	820	1	NR	950	0	NR
435	261	NR	565	388	NR	695	32	NR	825	1	NR	955	0	NR
440	409	NR	570	381	NR	700	27	NR	830	1	NR	960	0	NR
445	637	NR	575	374	NR	705	23	NR	835	1	NR	965	0	NR
450	699	NR	580	365	NR	710	20	NR	840	1	NR	970	0	NR
455	436	NR	585	354	NR	715	17	NR	845	0	NR	975	0	NR
460	274	NR	590	342	NR	720	15	NR	850	0	NR	980	0	NR
465	205	NR	595	325	NR	725	13	NR	855	0	NR	985	0	NR
470	130	NR	600	313	NR	730	11	NR	860	0	NR	990	0	NR
475	90	NR	605	301	NR	735	10	NR	865	0	NR	995	0	NR
480	78	NR	610	323	NR	740	8	NR	870	0	NR	1000	0	NR
485	77	NR	615	340	NR	745	7	NR	875	0	NR			

REPORT NUMBER: SP1-2506-472-4

Melanopic Flux vs. Wavelength



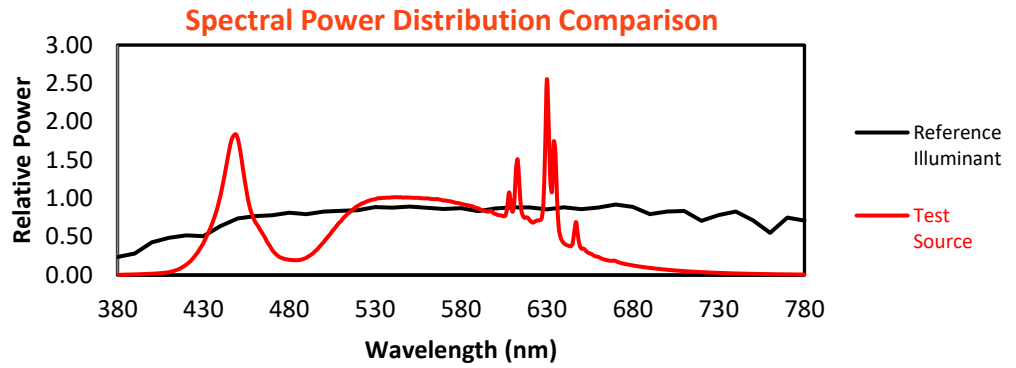
Melanopic Lumens: NR

M/P: 3.71

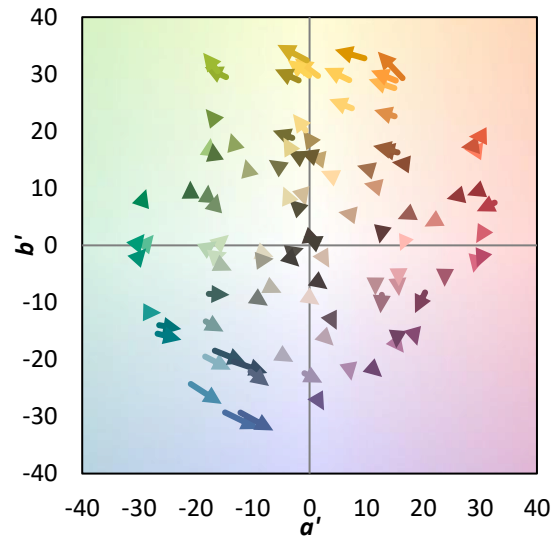
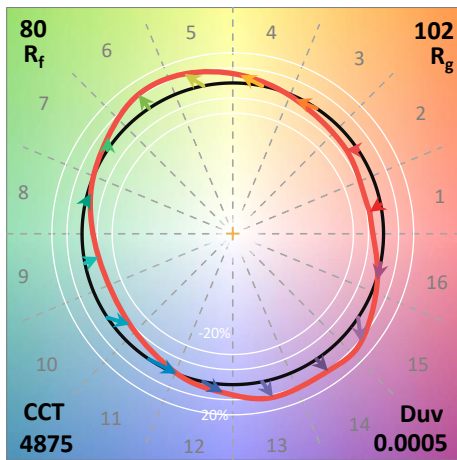
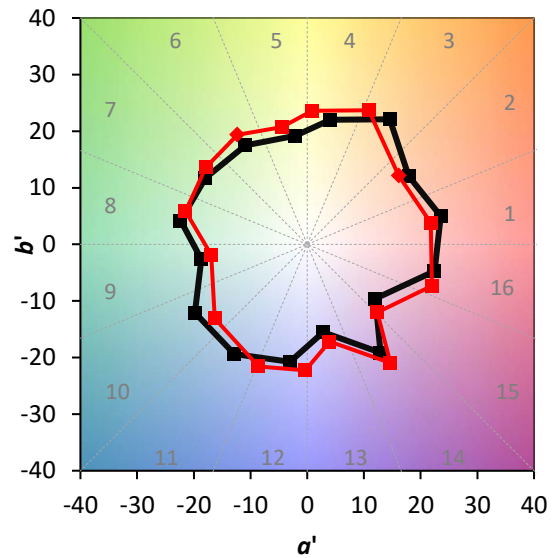
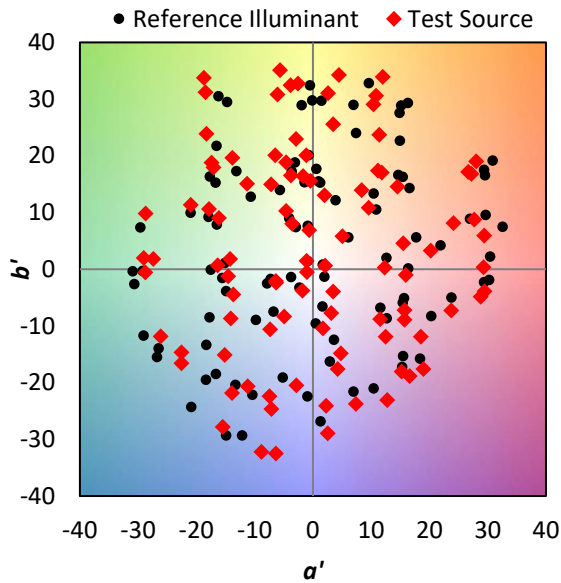
λ (nm)	Power W [^] /nm	Lumens (φ/nm)	λ (nm)	Power W [^] /nm	Lumens (φ/nm)	λ (nm)	Power W [^] /nm	Lumens (φ/nm)	λ (nm)	Power W [^] /nm	Lumens (φ/nm)	λ (nm)	Power W [^] /nm	Lumens (φ/nm)
360	0	NR	490	89	NR	620	280	NR	750	6	NR	880	0	NR
365	0	NR	495	121	NR	625	280	NR	755	5	NR	885	0	NR
370	0	NR	500	168	NR	630	1000	NR	760	5	NR	890	0	NR
375	0	NR	505	224	NR	635	626	NR	765	4	NR	895	0	NR
380	1	NR	510	275	NR	640	163	NR	770	4	NR	900	0	NR
385	2	NR	515	321	NR	645	160	NR	775	3	NR	905	0	NR
390	3	NR	520	354	NR	650	136	NR	780	3	NR	910	0	NR
395	5	NR	525	375	NR	655	111	NR	785	2	NR	915	0	NR
400	7	NR	530	388	NR	660	93	NR	790	2	NR	920	0	NR
405	10	NR	535	395	NR	665	76	NR	795	2	NR	925	0	NR
410	15	NR	540	397	NR	670	72	NR	800	2	NR	930	0	NR
415	28	NR	545	398	NR	675	57	NR	805	1	NR	935	0	NR
420	53	NR	550	396	NR	680	49	NR	810	1	NR	940	0	NR
425	97	NR	555	395	NR	685	42	NR	815	1	NR	945	0	NR
430	163	NR	560	392	NR	690	37	NR	820	1	NR	950	0	NR
435	261	NR	565	388	NR	695	32	NR	825	1	NR	955	0	NR
440	409	NR	570	381	NR	700	27	NR	830	1	NR	960	0	NR
445	637	NR	575	374	NR	705	23	NR	835	1	NR	965	0	NR
450	699	NR	580	365	NR	710	20	NR	840	1	NR	970	0	NR
455	436	NR	585	354	NR	715	17	NR	845	0	NR	975	0	NR
460	274	NR	590	342	NR	720	15	NR	850	0	NR	980	0	NR
465	205	NR	595	325	NR	725	13	NR	855	0	NR	985	0	NR
470	130	NR	600	313	NR	730	11	NR	860	0	NR	990	0	NR
475	90	NR	605	301	NR	735	10	NR	865	0	NR	995	0	NR
480	78	NR	610	323	NR	740	8	NR	870	0	NR	1000	0	NR
485	77	NR	615	340	NR	745	7	NR	875	0	NR			

Summary

$R_f = 80$
 $R_g = 102.3$
 $CIE R_a = 82.3$
 $R_9 = 43.9$

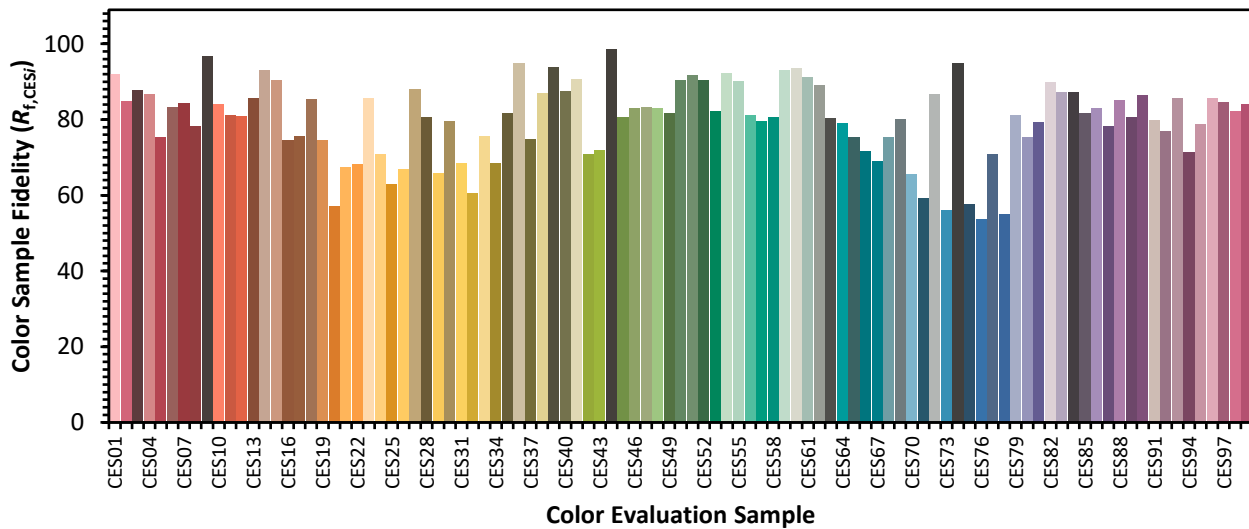


Color Vector Graphics

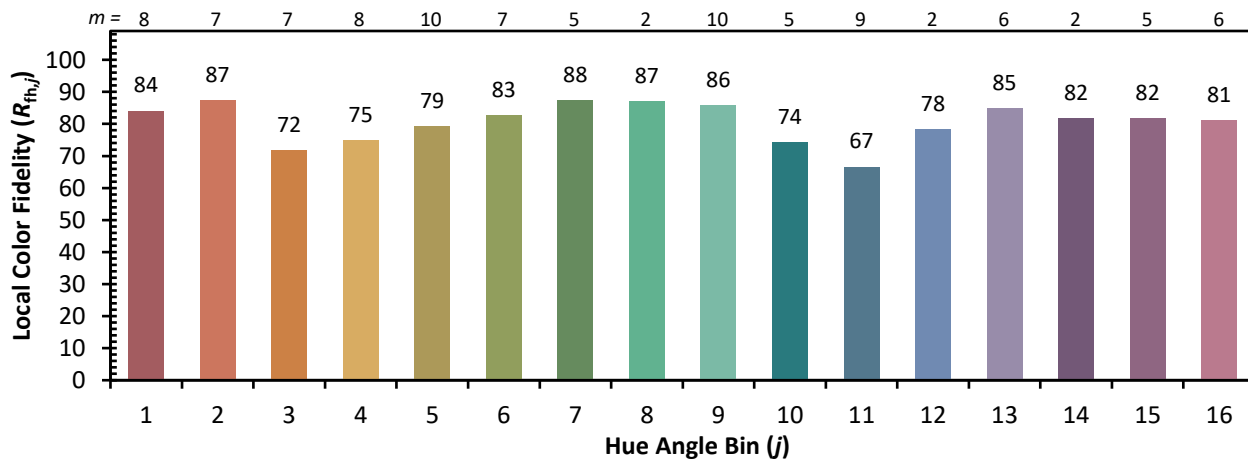
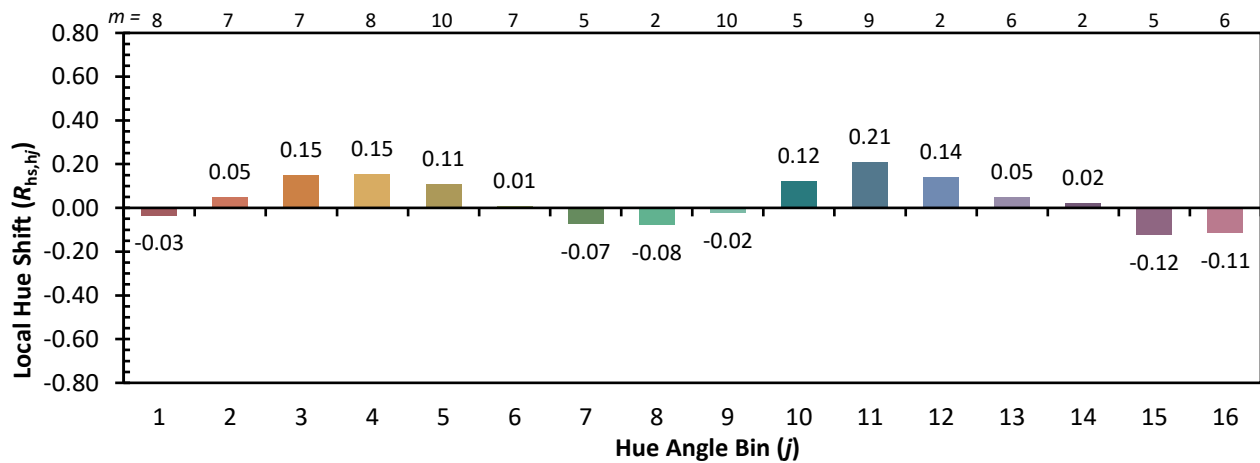
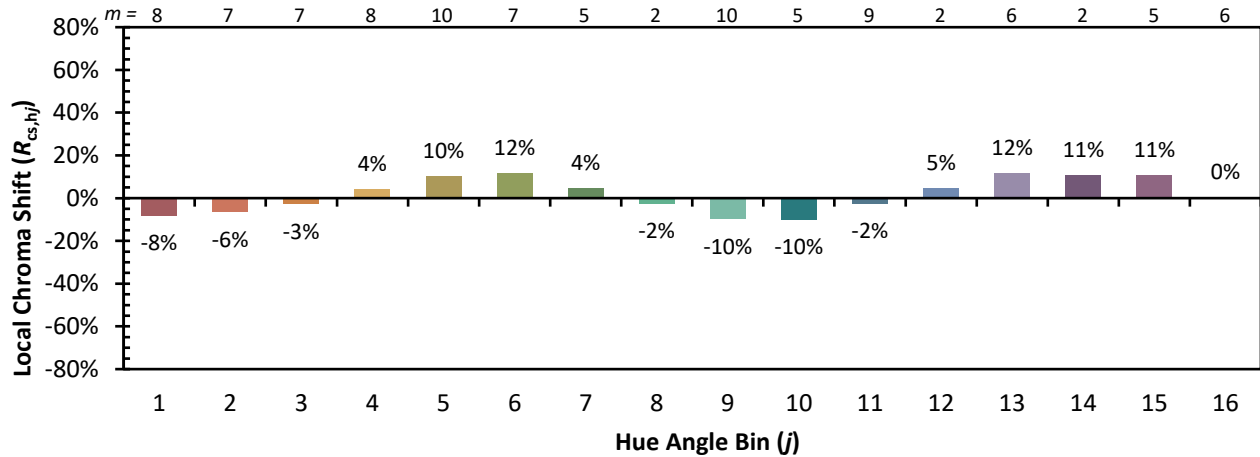


Individual Sample Fidelity Index ($R_{f,i}$)

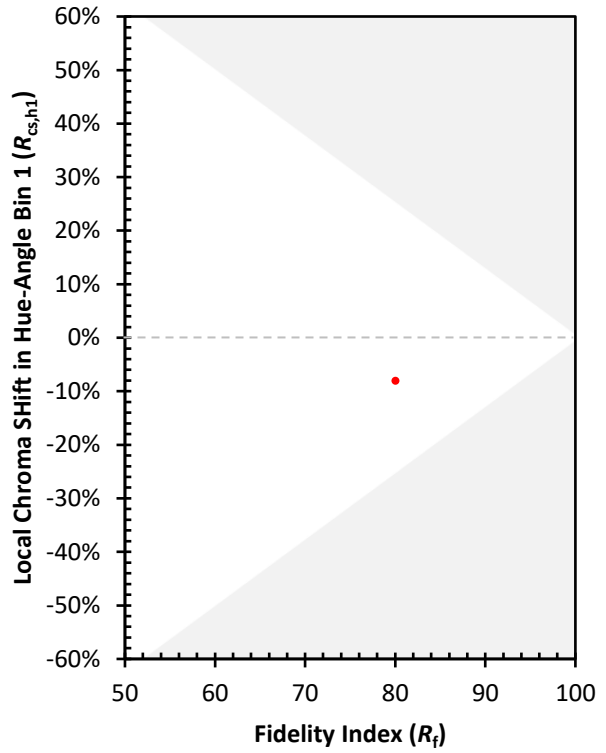
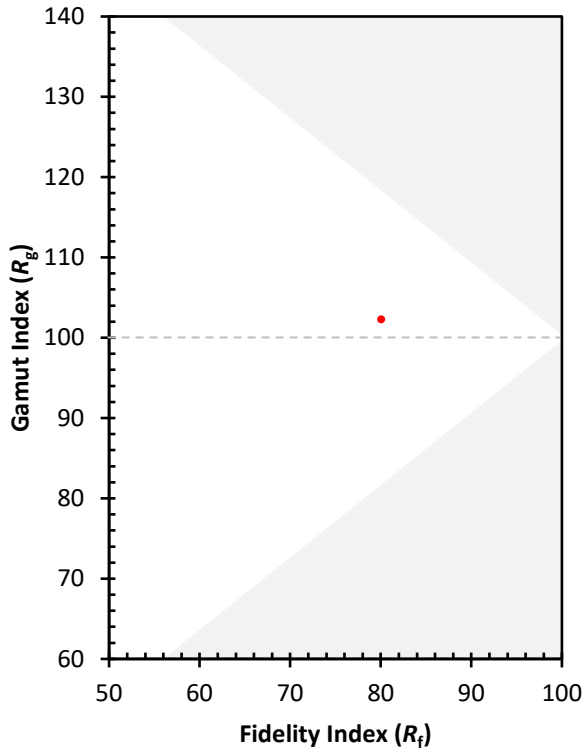
CES01 = 85	CES26 = 67	CES51 = 92	CES76 = 54
CES02 = 60	CES27 = 88	CES52 = 91	CES77 = 71
CES03 = 31	CES28 = 81	CES53 = 82	CES78 = 55
CES04 = 69	CES29 = 66	CES54 = 92	CES79 = 81
CES05 = 47	CES30 = 80	CES55 = 90	CES80 = 75
CES06 = 50	CES31 = 69	CES56 = 81	CES81 = 79
CES07 = 40	CES32 = 61	CES57 = 80	CES82 = 90
CES08 = 39	CES33 = 76	CES58 = 81	CES83 = 87
CES09 = 29	CES34 = 68	CES59 = 93	CES84 = 87
CES10 = 73	CES35 = 82	CES60 = 94	CES85 = 82
CES11 = 56	CES36 = 95	CES61 = 91	CES86 = 83
CES12 = 62	CES37 = 75	CES62 = 89	CES87 = 78
CES13 = 42	CES38 = 87	CES63 = 80	CES88 = 85
CES14 = 74	CES39 = 94	CES64 = 79	CES89 = 81
CES15 = 71	CES40 = 87	CES65 = 75	CES90 = 86
CES16 = 46	CES41 = 91	CES66 = 72	CES91 = 80
CES17 = 48	CES42 = 71	CES67 = 69	CES92 = 77
CES18 = 56	CES43 = 72	CES68 = 75	CES93 = 86
CES19 = 70	CES44 = 99	CES69 = 80	CES94 = 71
CES20 = 65	CES45 = 81	CES70 = 66	CES95 = 79
CES21 = 85	CES46 = 83	CES71 = 59	CES96 = 86
CES22 = 77	CES47 = 83	CES72 = 87	CES97 = 85
CES23 = 91	CES48 = 83	CES73 = 56	CES98 = 82
CES24 = 90	CES49 = 82	CES74 = 95	CES99 = 84
CES25 = 71	CES50 = 91	CES75 = 58	



Color Rendition by Hue-Angle Bin



Measure Comparisons



(END OF REPORT)