

Cooper Lighting Solutions Photometric Lab  
1121 Highway 74 South  
Peachtree City, GA 30269



Scaled data based on original data using  
LM-79-2019 Approved Method: Electrical and Photometric Measurements of Solid-  
State Lighting Products

Test Report Prepared for  
Cooper Lighting Solutions

Brand: METALUX

Report Number: P1432850

Luminaire Tested: EHBR1-12-UNV-TASM-L850

Issue Date: 3/13/2026

**Test Information**

Test Method: LM-79-2019  
Report Number: P1432850  
TEST IS SCALED FROM IESNA LM-79-08 TEST DATA (G3-2601-654-4)  
Test Lab: INNOVATION CENTER  
Issue Date: 3/13/2026  
Manufacturer: COOPER LIGHTING SOLUTIONS  
Product Line: METALUX  
Catalog Number: EHBR1-12-UNV-TASM-L850  
Description: Elevate Round Highbay at, 12000 lumens, 5000K 80CRI LEDs with TASM lens  
Light Source: -  
Ballast/Driver: -

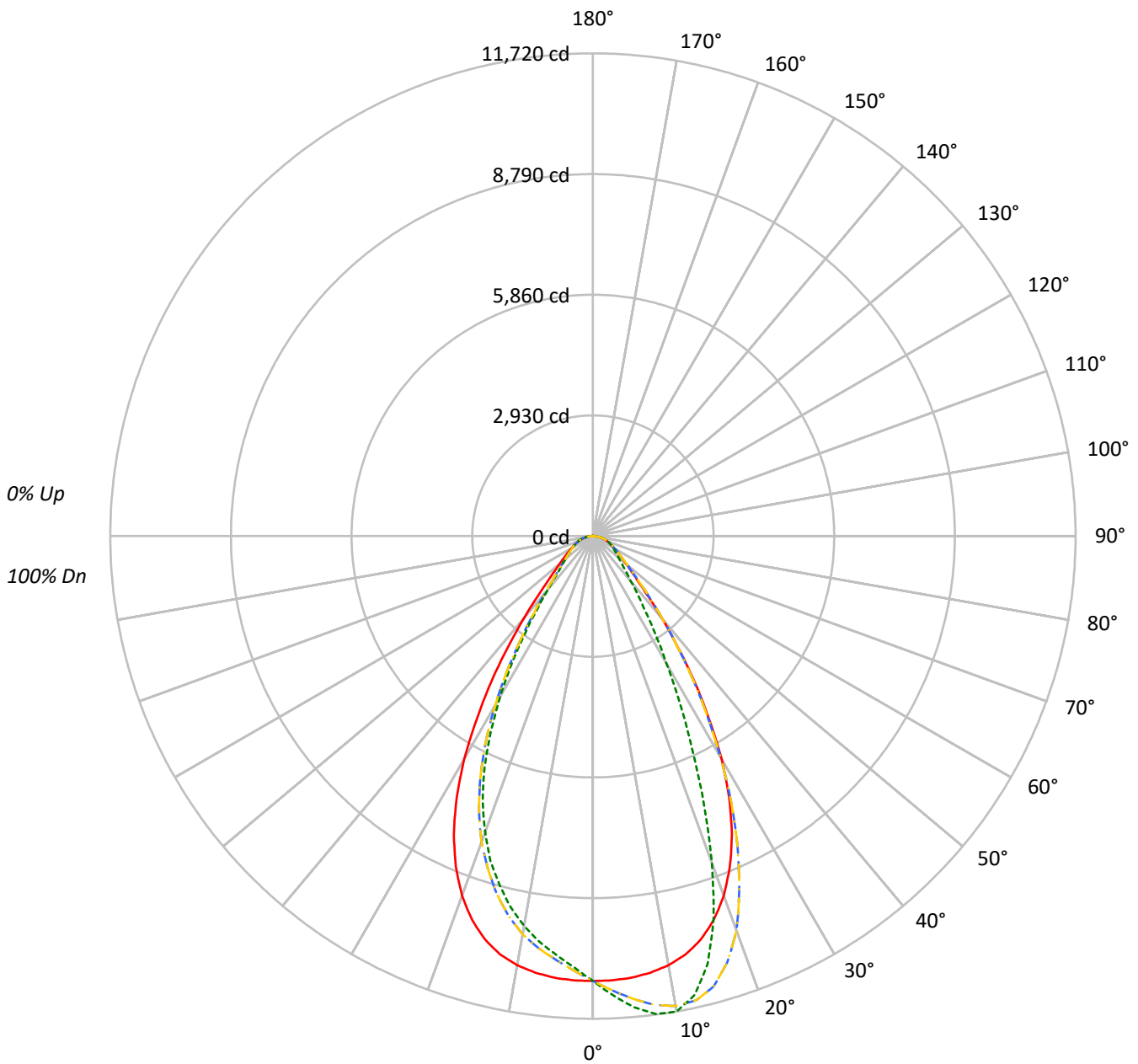
**Summary**

Lumens per Lamp: N/A  
Luminaire Lumens: 12077.4 lumens  
Efficiency: N/A  
Efficacy: 186.7 lumens/watt  
Spacing Criteria (0/90/45): 0.99 / 0.84 / 0.9  
Luminous Opening: Circular (Dia: 1.71' x H: 0')  
CIE Type: Direct

Input Watts (W): 64.7  
Input Voltage (V): NR  
Input Current (Ain): NR  
Voltage Rise (V): NR  
Power Factor: NR  
Total Harmonic Distortion (THDi): NR  
Frequency (hertz): 60  
Stabilization Time: NR  
Operation Time: NR  
Ambient Temperature (°C): NR  
Test Distance: 24 FT

TEST NUMBER: P1432850  
CATALOG NUMBER: EHBR1-12-UNV-TASM-L850

### Luminous Intensity Polar Plot



— 0°-180°    - - 45°-225°    ··· 90°-270°    - · 135°-315°



TEST NUMBER: P1432850  
 CATALOG NUMBER: EHBR1-12-UNV-TASM-L850

**COEFFICIENT OF UTILIZATION - ZONAL CAVITY METHOD:**

RF	20				20				20				20				20	
RC	80				70				50				30				10	0
RW	70	50	30	10	70	50	30	10	50	30	10	50	30	10	50	30	10	0
RCR																		
0	119	119	119	119	116	116	116	116	111	111	111	106	106	106	102	102	102	100
1	112	108	105	103	109	106	104	101	102	100	98	98	97	95	95	93	92	90
2	105	99	94	90	103	97	93	89	94	90	87	91	88	85	88	85	83	81
3	99	91	85	80	96	89	84	79	87	82	78	84	80	77	82	78	76	74
4	93	84	77	72	91	83	77	72	80	75	71	78	74	70	76	72	69	67
5	87	78	71	66	86	77	70	65	75	69	65	73	68	64	71	67	64	62
6	82	72	65	60	81	71	65	60	70	64	60	68	63	59	67	62	59	57
7	78	67	60	56	76	67	60	56	65	59	55	64	59	55	63	58	55	53
8	74	63	56	52	72	62	56	52	61	55	51	60	55	51	59	54	51	49
9	70	59	53	48	69	59	52	48	58	52	48	57	51	48	56	51	47	46
10	66	56	49	45	65	55	49	45	54	49	45	54	48	45	53	48	45	43

**AVERAGE LUMINANCE (cd/sqm):**

	0°	90°	180°	270°
0°	50723	50723	50723	50723
5°	50743	54134	50743	48110
10°	50449	55889	50449	45832
15°	49290	52288	49290	42622
20°	46422	42222	46422	38230
25°	41392	29471	41392	32277
30°	33878	19327	33878	24343
35°	24511	12626	24511	16347
40°	16004	8788	16004	10411
45°	10268	6884	10268	7501
50°	7727	5928	7727	6332
55°	6411	5487	6411	5680
60°	5664	5335	5664	5367
65°	5305	5284	5305	5263
70°	5222	5378	5222	5308
75°	5182	5520	5182	5354
80°	5065	5801	5065	5422
85°	4267	5394	4267	5140

**MAXIMUM LUMINANCE 45°-90°:**

Horizontal Angle: 22.5°  
 Vertical Angle: 45°  
 Luminance: 14437 cd/sqm



TEST NUMBER: P1432850  
 CATALOG NUMBER: EHBR1-12-UNV-TASM-L850

**ZONAL LUMENS:**

Zone	Lumens	% Fixture
0°-10°	1027.0	8.5
10°-20°	2794.1	23.1
20°-30°	3276.9	27.1
30°-40°	2278.9	18.9
40°-50°	1132.5	9.4
50°-60°	677.3	5.6
60°-70°	476.7	3.9
70°-80°	307.1	2.5
80°-90°	97.5	0.8
90°-100°	0.6	0.0
100°-110°	0.7	0.0
110°-120°	0.7	0.0
120°-130°	0.9	0.0
130°-140°	1.2	0.0
140°-150°	1.5	0.0
150°-160°	1.6	0.0
160°-170°	1.6	0.0
170°-180°	0.7	0.0
0°-30°	7098.0	58.8
0°-40°	9376.9	77.6
0°-60°	11186.7	92.6
0°-90°	12068.1	99.9
90°-120°	1.9	0.0
90°-150°	5.4	0.0
90°-180°	9.0	0.1
0°-180°	12077.4	100.0

**CANDELA DISTRIBUTION:**

	0°	90°	180°	270°	360°	Flux
0°	10801	10801	10801	10801	10801	
5°	10764	11484	10764	10206	10764	1022
15°	10138	10755	10138	8767	10138	2833
25°	7988	5688	7988	6229	7988	3617
35°	4276	2202	4276	2852	4276	2669
45°	1546	1037	1546	1130	1546	1265
55°	783	670	783	694	783	716
65°	477	476	477	474	477	479
75°	286	304	286	295	286	300
85°	79	100	79	95	79	88
90°	0	2	0	0	0	4
95°	0	2	0	0	0	0
105°	0	2	0	0	0	0
115°	1	2	1	0	1	1
125°	1	2	1	1	1	1
135°	2	2	2	1	2	1
145°	2	3	2	2	2	2
155°	3	4	3	4	3	1
165°	6	7	6	6	6	1
175°	7	9	7	7	7	1
180°	8	8	8	8	8	



TEST NUMBER: P1432850  
 CATALOG NUMBER: EHBR1-12-UNV-TASM-L850

**CANDELA DISTRIBUTION (FULL):**

	0°	22.5°	45°	67.5°	90°	112.5°	135°	157.5°	180°	202.5°	225°
0°	10801.2	10801.2	10801.2	10801.2	10801.2	10801.2	10801.2	10801.2	10801.2	10801.2	10801.2
2.5°	10794.9	10934.5	11047.4	11122.0	11158.8	11122.0	11047.4	10934.5	10794.9	10656.2	10560.8
5°	10764.3	11043.8	11280.6	11435.5	11483.6	11435.5	11280.6	11043.8	10764.3	10500.2	10325.1
7.5°	10691.3	11126.7	11478.5	11659.3	11703.5	11659.3	11478.5	11126.7	10691.3	10317.3	10096.0
10°	10579.6	11179.0	11585.4	11715.0	11720.3	11715.0	11585.4	11179.0	10579.6	10075.9	9814.8
12.5°	10401.6	11160.3	11549.6	11507.1	11410.4	11507.1	11549.6	11160.3	10401.6	9781.0	9451.7
15°	10138.3	11049.9	11322.5	10976.4	10755.0	10976.4	11322.5	11049.9	10138.3	9382.8	9000.8
17.5°	9767.2	10843.3	10848.6	10163.8	9746.2	10163.8	10848.6	10843.3	9767.2	8895.9	8475.3
20°	9289.0	10512.0	10196.0	8943.5	8448.7	8943.5	10196.0	10512.0	9289.0	8320.3	7907.5
22.5°	8689.5	10065.1	9287.3	7716.0	7040.8	7716.0	9287.3	10065.1	8689.5	7650.9	7221.3
25°	7988.4	9517.7	8309.6	6378.4	5687.7	6378.4	8309.6	9517.7	7988.4	6853.3	6464.8
27.5°	7163.6	8823.8	7268.5	5212.2	4575.0	5212.2	7268.5	8823.8	7163.6	6029.8	5633.0
30°	6247.5	7934.2	6185.2	4150.8	3564.1	4150.8	6185.2	7934.2	6247.5	5104.6	4749.3
32.5°	5221.8	7062.3	5144.7	3325.9	2828.8	3325.9	5144.7	7062.3	5221.8	4221.7	3850.4
35°	4275.6	5971.5	4206.5	2613.3	2202.4	2613.3	4206.5	5971.5	4275.6	3388.2	3023.7
37.5°	3355.4	4940.8	3353.3	2104.4	1786.4	2104.4	3353.3	4940.8	3355.4	2634.2	2338.3
40°	2610.6	3863.2	2627.4	1679.8	1433.6	1679.8	2627.4	3863.2	2610.6	2004.3	1815.0
42.5°	1978.0	2954.1	2065.1	1378.7	1217.7	1378.7	2065.1	2954.1	1978.0	1579.2	1437.4
45°	1546.1	2173.8	1612.6	1163.1	1036.6	1163.1	1612.6	2173.8	1546.1	1271.8	1176.5
47.5°	1259.2	1680.0	1307.0	997.7	909.0	997.7	1307.0	1680.0	1259.2	1075.7	1004.4
50°	1057.6	1289.2	1085.2	870.9	811.4	870.9	1085.2	1289.2	1057.6	921.1	873.6
52.5°	908.6	1051.4	924.1	776.1	736.0	776.1	924.1	1051.4	908.6	805.9	776.3
55°	783.0	883.9	803.7	697.9	670.2	697.9	803.7	883.9	783.0	717.2	695.3
57.5°	687.6	749.8	697.9	631.3	612.9	631.3	697.9	749.8	687.6	638.2	626.4
60°	603.1	649.3	615.9	573.2	568.0	573.2	615.9	649.3	603.1	574.2	566.5
62.5°	538.1	567.3	544.6	520.9	516.3	520.9	544.6	567.3	538.1	515.9	517.3
65°	477.4	504.5	486.7	474.0	475.5	474.0	486.7	504.5	477.4	467.1	469.2
67.5°	430.4	444.6	436.8	429.6	431.4	429.6	436.8	444.6	430.4	420.2	423.7
70°	380.3	395.6	387.6	388.7	391.7	388.7	387.6	395.6	380.3	377.3	380.0
72.5°	332.6	344.3	341.6	344.1	347.3	344.1	341.6	344.3	332.6	332.1	332.4
75°	285.6	294.5	295.7	299.1	304.2	299.1	295.7	294.5	285.6	282.5	286.1
77.5°	234.4	244.5	248.3	252.9	260.5	252.9	248.3	244.5	234.4	236.3	238.2
80°	187.3	192.0	200.5	203.9	214.5	203.9	200.5	192.0	187.3	183.9	186.5
82.5°	137.1	141.4	148.6	155.1	161.2	155.1	148.6	141.4	137.1	135.5	135.7
85°	79.2	85.7	90.6	98.2	100.1	98.2	90.6	85.7	79.2	81.0	79.2
87.5°	27.7	29.8	34.0	37.0	37.2	37.0	34.0	29.8	27.7	28.4	25.7
90°	0.2	0.4	0.6	1.2	1.6	1.2	0.6	0.4	0.2	0.2	0.2
92.5°	0.2	0.4	0.6	1.2	1.6	1.2	0.6	0.4	0.2	0.2	0.2
95°	0.4	0.4	0.6	1.2	1.6	1.2	0.6	0.4	0.4	0.2	0.2
97.5°	0.4	0.4	0.6	1.2	1.6	1.2	0.6	0.4	0.4	0.2	0.2
100°	0.4	0.4	0.6	1.2	1.6	1.2	0.6	0.4	0.4	0.4	0.2
102.5°	0.4	0.6	0.8	1.4	1.6	1.4	0.8	0.6	0.4	0.4	0.2
105°	0.4	0.6	0.8	1.4	1.9	1.4	0.8	0.6	0.4	0.4	0.2
107.5°	0.4	0.6	0.8	1.4	1.9	1.4	0.8	0.6	0.4	0.4	0.4
110°	0.4	0.6	0.8	1.4	1.9	1.4	0.8	0.6	0.4	0.4	0.4



TEST NUMBER: P1432850  
 CATALOG NUMBER: EHBR1-12-UNV-TASM-L850

**CANDELA DISTRIBUTION (continued):**

	0°	22.5°	45°	67.5°	90°	112.5°	135°	157.5°	180°	202.5°	225°
112.5°	0.4	0.6	0.8	1.4	1.9	1.4	0.8	0.6	0.4	0.4	0.4
115°	0.6	0.6	0.8	1.4	1.9	1.4	0.8	0.6	0.6	0.4	0.4
117.5°	0.6	0.6	0.8	1.4	1.9	1.4	0.8	0.6	0.6	0.6	0.4
120°	0.6	0.6	1.0	1.4	1.9	1.4	1.0	0.6	0.6	0.6	0.4
122.5°	0.8	0.8	1.0	1.6	1.9	1.6	1.0	0.8	0.8	0.8	0.6
125°	0.8	0.8	1.2	1.6	2.1	1.6	1.2	0.8	0.8	1.0	0.8
127.5°	1.0	1.0	1.2	1.6	2.1	1.6	1.2	1.0	1.0	1.0	0.8
130°	1.2	1.0	1.2	1.9	2.1	1.9	1.2	1.0	1.2	1.2	1.0
132.5°	1.4	1.2	1.4	2.1	2.3	2.1	1.4	1.2	1.4	1.6	1.4
135°	1.6	1.2	1.6	1.9	2.3	1.9	1.6	1.2	1.6	1.9	1.4
137.5°	1.9	1.4	1.6	2.1	2.3	2.1	1.6	1.4	1.9	2.1	1.9
140°	2.1	1.6	1.6	2.1	2.5	2.1	1.6	1.6	2.1	2.1	2.1
142.5°	2.3	1.9	1.9	2.3	2.5	2.3	1.9	1.9	2.3	2.3	2.3
145°	2.5	2.3	2.1	2.3	2.7	2.3	2.1	2.3	2.5	2.3	2.5
147.5°	2.5	2.3	2.3	2.5	2.8	2.5	2.3	2.3	2.5	2.5	2.7
150°	2.7	2.7	2.5	2.7	3.0	2.7	2.5	2.7	2.7	2.7	2.8
152.5°	2.8	2.8	2.8	3.0	3.2	3.0	2.8	2.8	2.8	2.8	3.0
155°	3.2	3.2	3.2	3.4	3.6	3.4	3.2	3.2	3.2	3.0	3.4
157.5°	3.6	3.8	3.8	4.0	4.2	4.0	3.8	3.8	3.6	3.6	3.8
160°	4.4	4.4	4.6	4.8	5.1	4.8	4.6	4.4	4.4	4.2	4.4
162.5°	4.8	4.8	5.3	5.5	5.9	5.5	5.3	4.8	4.8	4.8	4.8
165°	5.5	5.5	5.9	6.3	6.7	6.3	5.9	5.5	5.5	5.3	5.3
167.5°	5.9	5.9	6.3	6.9	7.3	6.9	6.3	5.9	5.9	5.7	5.7
170°	6.1	6.3	6.7	7.3	7.7	7.3	6.7	6.3	6.1	6.1	5.9
172.5°	6.7	6.7	7.3	7.9	8.3	7.9	7.3	6.7	6.7	6.5	6.5
175°	7.1	7.3	7.7	8.3	8.7	8.3	7.7	7.3	7.1	6.9	6.9
177.5°	7.1	7.5	7.9	8.5	8.9	8.5	7.9	7.5	7.1	6.9	6.9
180°	7.5	7.5	7.5	7.5	7.5	7.5	7.5	7.5	7.5	7.5	7.5



TEST NUMBER: P1432850  
 CATALOG NUMBER: EHBR1-12-UNV-TASM-L850

**CANDELA DISTRIBUTION (continued):**

	247.5°	270°	292.5°	315°	337.5°	360°
0°	10801.2	10801.2	10801.2	10801.2	10801.2	10801.2
2.5°	10487.4	10480.6	10487.4	10560.8	10656.2	10794.9
5°	10243.8	10205.7	10243.8	10325.1	10500.2	10764.3
7.5°	9960.0	9937.9	9960.0	10096.0	10317.3	10691.3
10°	9661.3	9611.3	9661.3	9814.8	10075.9	10579.6
12.5°	9293.0	9226.8	9293.0	9451.7	9781.0	10401.6
15°	8824.8	8766.7	8824.8	9000.8	9382.8	10138.3
17.5°	8322.3	8269.7	8322.3	8475.3	8895.9	9767.2
20°	7691.2	7649.9	7691.2	7907.5	8320.3	9289.0
22.5°	7029.1	6990.4	7029.1	7221.3	7650.9	8689.5
25°	6250.2	6229.1	6250.2	6464.8	6853.3	7988.4
27.5°	5408.3	5372.6	5408.3	5633.0	6029.8	7163.6
30°	4548.4	4489.1	4548.4	4749.3	5104.6	6247.5
32.5°	3707.3	3664.6	3707.3	3850.4	4221.7	5221.8
35°	2894.2	2851.5	2894.2	3023.7	3388.2	4275.6
37.5°	2255.3	2179.7	2255.3	2338.3	2634.2	3355.4
40°	1710.5	1698.3	1710.5	1815.0	2004.3	2610.6
42.5°	1392.4	1359.4	1392.4	1437.4	1579.2	1978.0
45°	1142.5	1129.5	1142.5	1176.5	1271.8	1546.1
47.5°	982.5	988.2	982.5	1004.4	1075.7	1259.2
50°	863.2	866.7	863.2	873.6	921.1	1057.6
52.5°	775.3	772.3	775.3	776.3	805.9	908.6
55°	697.5	693.7	697.5	695.3	717.2	783.0
57.5°	629.5	632.3	629.5	626.4	638.2	687.6
60°	568.8	571.4	568.8	566.5	574.2	603.1
62.5°	517.5	519.1	517.5	517.3	515.9	538.1
65°	471.7	473.6	471.7	469.2	467.1	477.4
67.5°	428.0	428.0	428.0	423.7	420.2	430.4
70°	386.8	386.6	386.8	380.0	377.3	380.3
72.5°	337.4	342.3	337.4	332.4	332.1	332.6
75°	289.4	295.1	289.4	286.1	282.5	285.6
77.5°	240.9	249.5	240.9	238.2	236.3	234.4
80°	191.0	200.5	191.0	186.5	183.9	187.3
82.5°	141.2	148.2	141.2	135.7	135.5	137.1
85°	84.1	95.4	84.1	79.2	81.0	79.2
87.5°	26.9	34.5	26.9	25.7	28.4	27.7
90°	0.2	0.2	0.2	0.2	0.2	0.2
92.5°	0.2	0.2	0.2	0.2	0.2	0.2
95°	0.2	0.2	0.2	0.2	0.2	0.4
97.5°	0.2	0.4	0.2	0.2	0.2	0.4
100°	0.2	0.4	0.2	0.2	0.4	0.4
102.5°	0.2	0.4	0.2	0.2	0.4	0.4
105°	0.2	0.4	0.2	0.2	0.4	0.4
107.5°	0.2	0.4	0.2	0.4	0.4	0.4
110°	0.2	0.4	0.2	0.4	0.4	0.4



TEST NUMBER: P1432850  
 CATALOG NUMBER: EHBR1-12-UNV-TASM-L850

**CANDELA DISTRIBUTION (continued):**

	247.5°	270°	292.5°	315°	337.5°	360°
112.5°	0.2	0.4	0.2	0.4	0.4	0.4
115°	0.2	0.4	0.2	0.4	0.4	0.6
117.5°	0.2	0.4	0.2	0.4	0.6	0.6
120°	0.2	0.4	0.2	0.4	0.6	0.6
122.5°	0.4	0.4	0.4	0.6	0.8	0.8
125°	0.4	0.6	0.4	0.8	1.0	0.8
127.5°	0.4	0.6	0.4	0.8	1.0	1.0
130°	0.6	0.6	0.6	1.0	1.2	1.2
132.5°	0.8	0.8	0.8	1.4	1.6	1.4
135°	1.0	0.8	1.0	1.4	1.9	1.6
137.5°	1.2	1.0	1.2	1.9	2.1	1.9
140°	1.6	1.4	1.6	2.1	2.1	2.1
142.5°	1.9	1.9	1.9	2.3	2.3	2.3
145°	2.3	2.3	2.3	2.5	2.3	2.5
147.5°	2.7	2.7	2.7	2.7	2.5	2.5
150°	3.0	3.0	3.0	2.8	2.7	2.7
152.5°	3.2	3.4	3.2	3.0	2.8	2.8
155°	3.6	3.8	3.6	3.4	3.0	3.2
157.5°	4.0	4.4	4.0	3.8	3.6	3.6
160°	4.6	4.8	4.6	4.4	4.2	4.4
162.5°	5.1	5.3	5.1	4.8	4.8	4.8
165°	5.5	5.7	5.5	5.3	5.3	5.5
167.5°	5.7	5.7	5.7	5.7	5.7	5.9
170°	5.9	6.1	5.9	5.9	6.1	6.1
172.5°	6.3	6.5	6.3	6.5	6.5	6.7
175°	6.7	6.9	6.7	6.9	6.9	7.1
177.5°	6.9	7.1	6.9	6.9	6.9	7.1
180°	7.5	7.5	7.5	7.5	7.5	7.5



TEST NUMBER: P1432850  
 CATALOG NUMBER: EHBR1-12-UNV-TASM-L850

**CIE UGR TABLE:**

Reflectances:											
Ceiling		0.7	0.7	0.5	0.5	0.3	0.7	0.7	0.5	0.5	0.3
Wall		0.5	0.3	0.5	0.3	0.3	0.5	0.3	0.5	0.3	0.3
Reference plane		0.2	0.2	0.2	0.2	0.2	0.2	0.2	0.2	0.2	0.2
Room dimensions		Viewed crosswise					Viewed endwise				
X=2H	Y=2H	15.29	16.50	15.66	16.81	17.13	14.61	15.82	14.98	16.13	16.45
	3H	16.93	18.00	17.31	18.34	18.70	16.56	17.63	16.94	17.97	18.33
	4H	17.64	18.64	18.04	18.99	19.38	17.42	18.42	17.83	18.77	19.16
	6H	18.21	19.13	18.63	19.50	19.90	18.17	19.09	18.59	19.46	19.86
	8H	18.41	19.28	18.85	19.67	20.08	18.46	19.33	18.89	19.72	20.13
	12H	18.53	19.37	18.97	19.75	20.18	18.65	19.49	19.09	19.87	20.30
4H	2H	15.75	16.75	16.16	17.11	17.50	15.24	16.24	15.65	16.60	16.98
	3H	17.66	18.49	18.08	18.90	19.30	17.42	18.24	17.83	18.65	19.06
	4H	18.52	19.26	18.96	19.68	20.13	18.41	19.15	18.85	19.58	20.02
	6H	19.25	19.88	19.71	20.33	20.80	19.31	19.95	19.78	20.40	20.87
	8H	19.50	20.10	19.98	20.55	21.02	19.65	20.25	20.13	20.70	21.17
	12H	19.67	20.20	20.16	20.68	21.16	19.91	20.43	20.39	20.91	21.39
8H	4H	18.83	19.43	19.30	19.88	20.35	18.75	19.35	19.23	19.80	20.27
	6H	19.71	20.19	20.21	20.69	21.17	19.81	20.29	20.31	20.79	21.28
	8H	20.06	20.49	20.58	21.01	21.50	20.26	20.69	20.78	21.21	21.70
	12H	20.32	20.70	20.84	21.19	21.77	20.61	20.99	21.13	21.49	22.06
12H	4H	18.86	19.38	19.35	19.87	20.35	18.79	19.31	19.27	19.80	20.27
	6H	19.78	20.21	20.30	20.73	21.22	19.88	20.31	20.41	20.83	21.33
	8H	20.19	20.57	20.71	21.07	21.64	20.40	20.77	20.91	21.27	21.85

Cooper Lighting Solutions Photometric Lab  
1121 Highway 74 South  
Peachtree City, GA 30269



LM-79-2019: Approved Method: Electrical and Photometric Measurements of Solid-State Lighting Products

Report Prepared for

Cooper Lighting Solutions

Metalux

Report Number: SP1-2506-472-4

Test Date: 07/31/2025

Luminaire Tested: EHBR-60-L850-N

Data in this report applies to families of products including EHBR-60-L850-N

**Test Information**

Test Method: LM-79-2019  
 Report Number: SP1-2506-472-4  
 Test Lab: COOPER LIGHTING SOLUTIONS  
 Photometer: SP1 - 76IN SPHERE  
 Measurement Geometry: 4π  
 Issue Date: 08/05/2025  
 Manufacturer: COOPER LIGHTING SOLUTIONS  
 Product Line: Metalux  
 Catalog Number: **EHBR-60-L850-N**  
 Description: Elevate Round Highbay at, 60000 lumens, 5000K 80CRI LEDs with N lens

**Spectral Parameters**

CCT (K): 4875  
 CIE u': 0.2124  
 CIE v': 0.4871  
 Duv: 0.0005  
 CIE x: 0.3488  
 CIE y: 0.3555  
 CIE z: 0.2957  
 Peak Wavelength (nm): 630  
 Dominant Wavelength (nm): 573  
 Purity: 11.33556  
 Rf: 80  
 Rg: 102.3

CRI (Ra):	82.3		
R1:	85.0	R9:	43.9
R2:	83.1	R10:	57.4
R3:	78.8	R11:	83.1
R4:	84.0	R12:	51.0
R5:	83.0	R13:	83.4
R6:	76.3	R14:	87.4
R7:	86.8	R15:	83.4
R8:	81.7		



**Test Conditions**

Stabilization Time: 39M  
 Operation Time: 1H 39M  
 Sphere Temperature (°C): 25.0

REPORT NUMBER: SP1-2506-472-4

Measurement and Test Equipment			
Instrument	Identification Number	Calibration Date	Calibration Due Date
Photometer	76INCH SPHERE IN0058	6/16/2025	12/16/2025
Power Meter	XITRON INXT2011004	1/21/2025	1/21/2026
AC Power Source	CHROMA 61603 IN0063	10/22/2024	10/22/2025
DC Power Source	AGILENT E3634A IN0208	10/22/2024	10/22/2025
Sphere Thermometer	ONSET IN0085	10/22/2024	10/22/2025
Room Thermometer	ONSET IN0046	10/22/2024	10/22/2025

REPORT NUMBER: SP1-2506-472-4

CIE 1931 Chromaticity Diagram



CIE 1931 Chromaticity Diagram with 2017 ANSI 7-Step and 4-Step Quadrangles



Point lies inside the ANSI 5000K 4-step quadrangle

REPORT NUMBER: SP1-2506-472-4

**Photopic Flux vs. Wavelength**



**Photopic Lumens: NR**

λ (nm)	Power W <sup>^</sup> /nm	Lumens (φ/nm)	λ (nm)	Power W <sup>^</sup> /nm	Lumens (φ/nm)	λ (nm)	Power W <sup>^</sup> /nm	Lumens (φ/nm)	λ (nm)	Power W <sup>^</sup> /nm	Lumens (φ/nm)	λ (nm)	Power W <sup>^</sup> /nm	Lumens (φ/nm)
360	0	NR	490	89	NR	620	280	NR	750	6	NR	880	0	NR
365	0	NR	495	121	NR	625	280	NR	755	5	NR	885	0	NR
370	0	NR	500	168	NR	630	1000	NR	760	5	NR	890	0	NR
375	0	NR	505	224	NR	635	626	NR	765	4	NR	895	0	NR
380	1	NR	510	275	NR	640	163	NR	770	4	NR	900	0	NR
385	2	NR	515	321	NR	645	160	NR	775	3	NR	905	0	NR
390	3	NR	520	354	NR	650	136	NR	780	3	NR	910	0	NR
395	5	NR	525	375	NR	655	111	NR	785	2	NR	915	0	NR
400	7	NR	530	388	NR	660	93	NR	790	2	NR	920	0	NR
405	10	NR	535	395	NR	665	76	NR	795	2	NR	925	0	NR
410	15	NR	540	397	NR	670	72	NR	800	2	NR	930	0	NR
415	28	NR	545	398	NR	675	57	NR	805	1	NR	935	0	NR
420	53	NR	550	396	NR	680	49	NR	810	1	NR	940	0	NR
425	97	NR	555	395	NR	685	42	NR	815	1	NR	945	0	NR
430	163	NR	560	392	NR	690	37	NR	820	1	NR	950	0	NR
435	261	NR	565	388	NR	695	32	NR	825	1	NR	955	0	NR
440	409	NR	570	381	NR	700	27	NR	830	1	NR	960	0	NR
445	637	NR	575	374	NR	705	23	NR	835	1	NR	965	0	NR
450	699	NR	580	365	NR	710	20	NR	840	1	NR	970	0	NR
455	436	NR	585	354	NR	715	17	NR	845	0	NR	975	0	NR
460	274	NR	590	342	NR	720	15	NR	850	0	NR	980	0	NR
465	205	NR	595	325	NR	725	13	NR	855	0	NR	985	0	NR
470	130	NR	600	313	NR	730	11	NR	860	0	NR	990	0	NR
475	90	NR	605	301	NR	735	10	NR	865	0	NR	995	0	NR
480	78	NR	610	323	NR	740	8	NR	870	0	NR	1000	0	NR
485	77	NR	615	340	NR	745	7	NR	875	0	NR			

REPORT NUMBER: SP1-2506-472-4

**Scotopic Flux vs. Wavelength**



**Scotopic Lumens: NR**

**S/P: 1.82**

λ (nm)	Power W <sup>^</sup> /nm	Lumens (φ/nm)	λ (nm)	Power W <sup>^</sup> /nm	Lumens (φ/nm)	λ (nm)	Power W <sup>^</sup> /nm	Lumens (φ/nm)	λ (nm)	Power W <sup>^</sup> /nm	Lumens (φ/nm)	λ (nm)	Power W <sup>^</sup> /nm	Lumens (φ/nm)
360	0	NR	490	89	NR	620	280	NR	750	6	NR	880	0	NR
365	0	NR	495	121	NR	625	280	NR	755	5	NR	885	0	NR
370	0	NR	500	168	NR	630	1000	NR	760	5	NR	890	0	NR
375	0	NR	505	224	NR	635	626	NR	765	4	NR	895	0	NR
380	1	NR	510	275	NR	640	163	NR	770	4	NR	900	0	NR
385	2	NR	515	321	NR	645	160	NR	775	3	NR	905	0	NR
390	3	NR	520	354	NR	650	136	NR	780	3	NR	910	0	NR
395	5	NR	525	375	NR	655	111	NR	785	2	NR	915	0	NR
400	7	NR	530	388	NR	660	93	NR	790	2	NR	920	0	NR
405	10	NR	535	395	NR	665	76	NR	795	2	NR	925	0	NR
410	15	NR	540	397	NR	670	72	NR	800	2	NR	930	0	NR
415	28	NR	545	398	NR	675	57	NR	805	1	NR	935	0	NR
420	53	NR	550	396	NR	680	49	NR	810	1	NR	940	0	NR
425	97	NR	555	395	NR	685	42	NR	815	1	NR	945	0	NR
430	163	NR	560	392	NR	690	37	NR	820	1	NR	950	0	NR
435	261	NR	565	388	NR	695	32	NR	825	1	NR	955	0	NR
440	409	NR	570	381	NR	700	27	NR	830	1	NR	960	0	NR
445	637	NR	575	374	NR	705	23	NR	835	1	NR	965	0	NR
450	699	NR	580	365	NR	710	20	NR	840	1	NR	970	0	NR
455	436	NR	585	354	NR	715	17	NR	845	0	NR	975	0	NR
460	274	NR	590	342	NR	720	15	NR	850	0	NR	980	0	NR
465	205	NR	595	325	NR	725	13	NR	855	0	NR	985	0	NR
470	130	NR	600	313	NR	730	11	NR	860	0	NR	990	0	NR
475	90	NR	605	301	NR	735	10	NR	865	0	NR	995	0	NR
480	78	NR	610	323	NR	740	8	NR	870	0	NR	1000	0	NR
485	77	NR	615	340	NR	745	7	NR	875	0	NR			

REPORT NUMBER: SP1-2506-472-4

Melanopic Flux vs. Wavelength



Melanopic Lumens: NR

M/P: 3.71

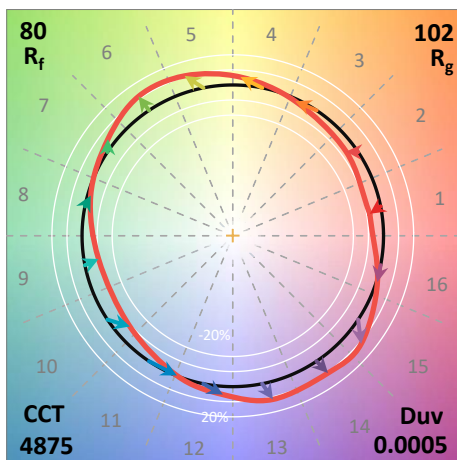
λ (nm)	Power W <sup>^</sup> /nm	Lumens (φ/nm)	λ (nm)	Power W <sup>^</sup> /nm	Lumens (φ/nm)	λ (nm)	Power W <sup>^</sup> /nm	Lumens (φ/nm)	λ (nm)	Power W <sup>^</sup> /nm	Lumens (φ/nm)	λ (nm)	Power W <sup>^</sup> /nm	Lumens (φ/nm)
360	0	NR	490	89	NR	620	280	NR	750	6	NR	880	0	NR
365	0	NR	495	121	NR	625	280	NR	755	5	NR	885	0	NR
370	0	NR	500	168	NR	630	1000	NR	760	5	NR	890	0	NR
375	0	NR	505	224	NR	635	626	NR	765	4	NR	895	0	NR
380	1	NR	510	275	NR	640	163	NR	770	4	NR	900	0	NR
385	2	NR	515	321	NR	645	160	NR	775	3	NR	905	0	NR
390	3	NR	520	354	NR	650	136	NR	780	3	NR	910	0	NR
395	5	NR	525	375	NR	655	111	NR	785	2	NR	915	0	NR
400	7	NR	530	388	NR	660	93	NR	790	2	NR	920	0	NR
405	10	NR	535	395	NR	665	76	NR	795	2	NR	925	0	NR
410	15	NR	540	397	NR	670	72	NR	800	2	NR	930	0	NR
415	28	NR	545	398	NR	675	57	NR	805	1	NR	935	0	NR
420	53	NR	550	396	NR	680	49	NR	810	1	NR	940	0	NR
425	97	NR	555	395	NR	685	42	NR	815	1	NR	945	0	NR
430	163	NR	560	392	NR	690	37	NR	820	1	NR	950	0	NR
435	261	NR	565	388	NR	695	32	NR	825	1	NR	955	0	NR
440	409	NR	570	381	NR	700	27	NR	830	1	NR	960	0	NR
445	637	NR	575	374	NR	705	23	NR	835	1	NR	965	0	NR
450	699	NR	580	365	NR	710	20	NR	840	1	NR	970	0	NR
455	436	NR	585	354	NR	715	17	NR	845	0	NR	975	0	NR
460	274	NR	590	342	NR	720	15	NR	850	0	NR	980	0	NR
465	205	NR	595	325	NR	725	13	NR	855	0	NR	985	0	NR
470	130	NR	600	313	NR	730	11	NR	860	0	NR	990	0	NR
475	90	NR	605	301	NR	735	10	NR	865	0	NR	995	0	NR
480	78	NR	610	323	NR	740	8	NR	870	0	NR	1000	0	NR
485	77	NR	615	340	NR	745	7	NR	875	0	NR			

**Summary**

$R_f = 80$   
 $R_g = 102.3$   
 $CIE R_a = 82.3$   
 $R_9 = 43.9$

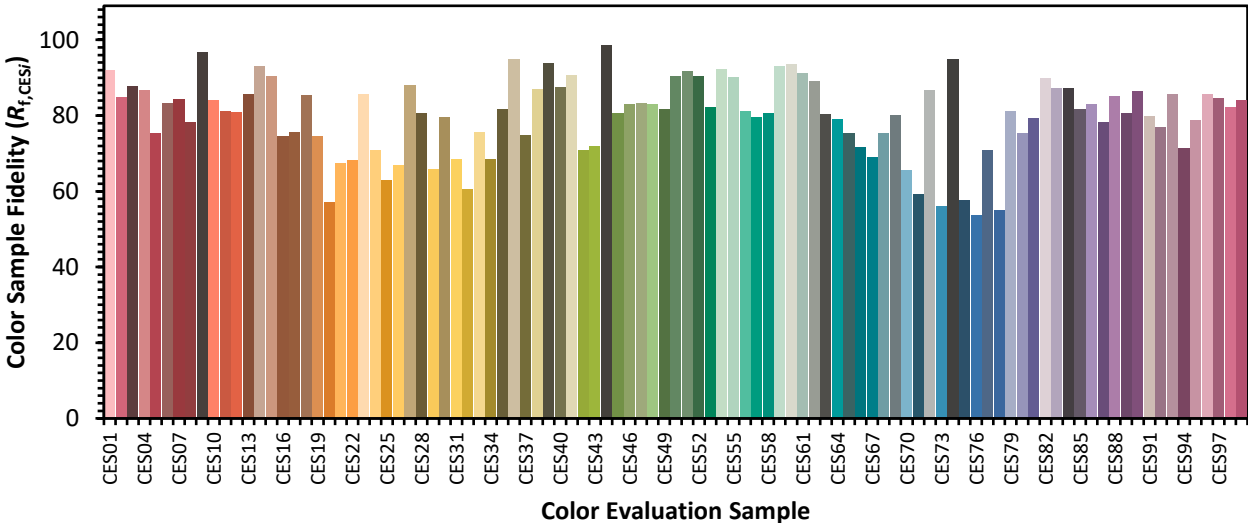


**Color Vector Graphics**

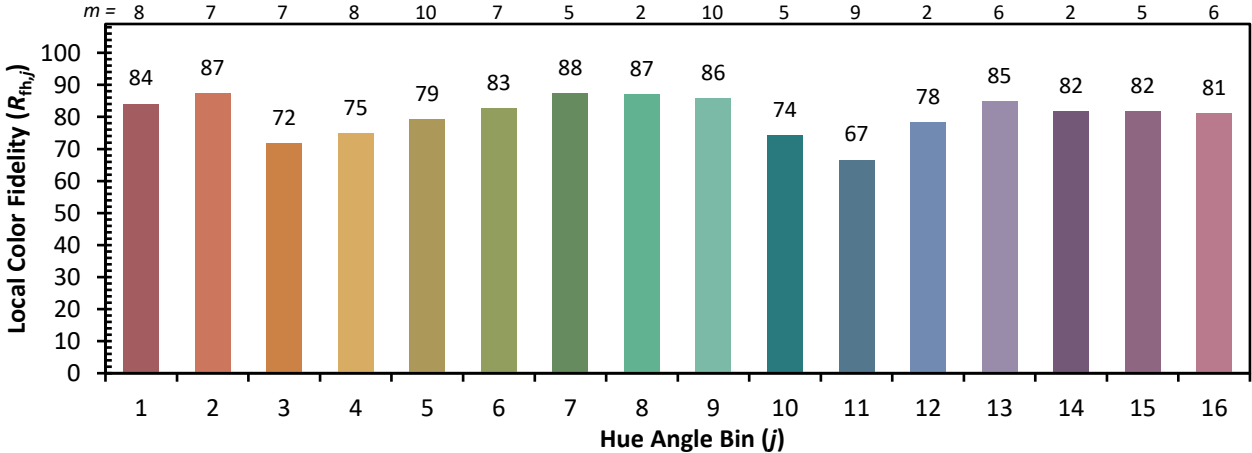


**Individual Sample Fidelity Index ( $R_{f,i}$ )**

CES01 = 85	CES26 = 67	CES51 = 92	CES76 = 54
CES02 = 60	CES27 = 88	CES52 = 91	CES77 = 71
CES03 = 31	CES28 = 81	CES53 = 82	CES78 = 55
CES04 = 69	CES29 = 66	CES54 = 92	CES79 = 81
CES05 = 47	CES30 = 80	CES55 = 90	CES80 = 75
CES06 = 50	CES31 = 69	CES56 = 81	CES81 = 79
CES07 = 40	CES32 = 61	CES57 = 80	CES82 = 90
CES08 = 39	CES33 = 76	CES58 = 81	CES83 = 87
CES09 = 29	CES34 = 68	CES59 = 93	CES84 = 87
CES10 = 73	CES35 = 82	CES60 = 94	CES85 = 82
CES11 = 56	CES36 = 95	CES61 = 91	CES86 = 83
CES12 = 62	CES37 = 75	CES62 = 89	CES87 = 78
CES13 = 42	CES38 = 87	CES63 = 80	CES88 = 85
CES14 = 74	CES39 = 94	CES64 = 79	CES89 = 81
CES15 = 71	CES40 = 87	CES65 = 75	CES90 = 86
CES16 = 46	CES41 = 91	CES66 = 72	CES91 = 80
CES17 = 48	CES42 = 71	CES67 = 69	CES92 = 77
CES18 = 56	CES43 = 72	CES68 = 75	CES93 = 86
CES19 = 70	CES44 = 99	CES69 = 80	CES94 = 71
CES20 = 65	CES45 = 81	CES70 = 66	CES95 = 79
CES21 = 85	CES46 = 83	CES71 = 59	CES96 = 86
CES22 = 77	CES47 = 83	CES72 = 87	CES97 = 85
CES23 = 91	CES48 = 83	CES73 = 56	CES98 = 82
CES24 = 90	CES49 = 82	CES74 = 95	CES99 = 84
CES25 = 71	CES50 = 91	CES75 = 58	



Color Rendition by Hue-Angle Bin



Measure Comparisons



(END OF REPORT)