

Cooper Lighting Solutions Photometric Lab
1121 Highway 74 South
Peachtree City, GA 30269



Scaled data based on original data using
LM-79-2019 Approved Method: Electrical and Photometric Measurements of Solid-
State Lighting Products

Test Report Prepared for
Cooper Lighting Solutions

Brand: METALUX

Report Number: P1436354

Luminaire Tested: EHBR1-18-UNV-M-L850

Issue Date: 3/25/2026

Test Information

Test Method: LM-79-2019
Report Number: P1436354
TEST IS SCALED FROM IESNA LM-79-08 TEST DATA (G3-2603-725-1)
Test Lab: INNOVATION CENTER
Issue Date: 3/25/2026
Manufacturer: COOPER LIGHTING SOLUTIONS
Product Line: METALUX
Catalog Number: EHBR1-18-UNV-M-L850
Description: Elevate Round Highbay at, 18000 lumens, 5000K 80CRI LEDs with M lens
Light Source: -
Ballast/Driver: -

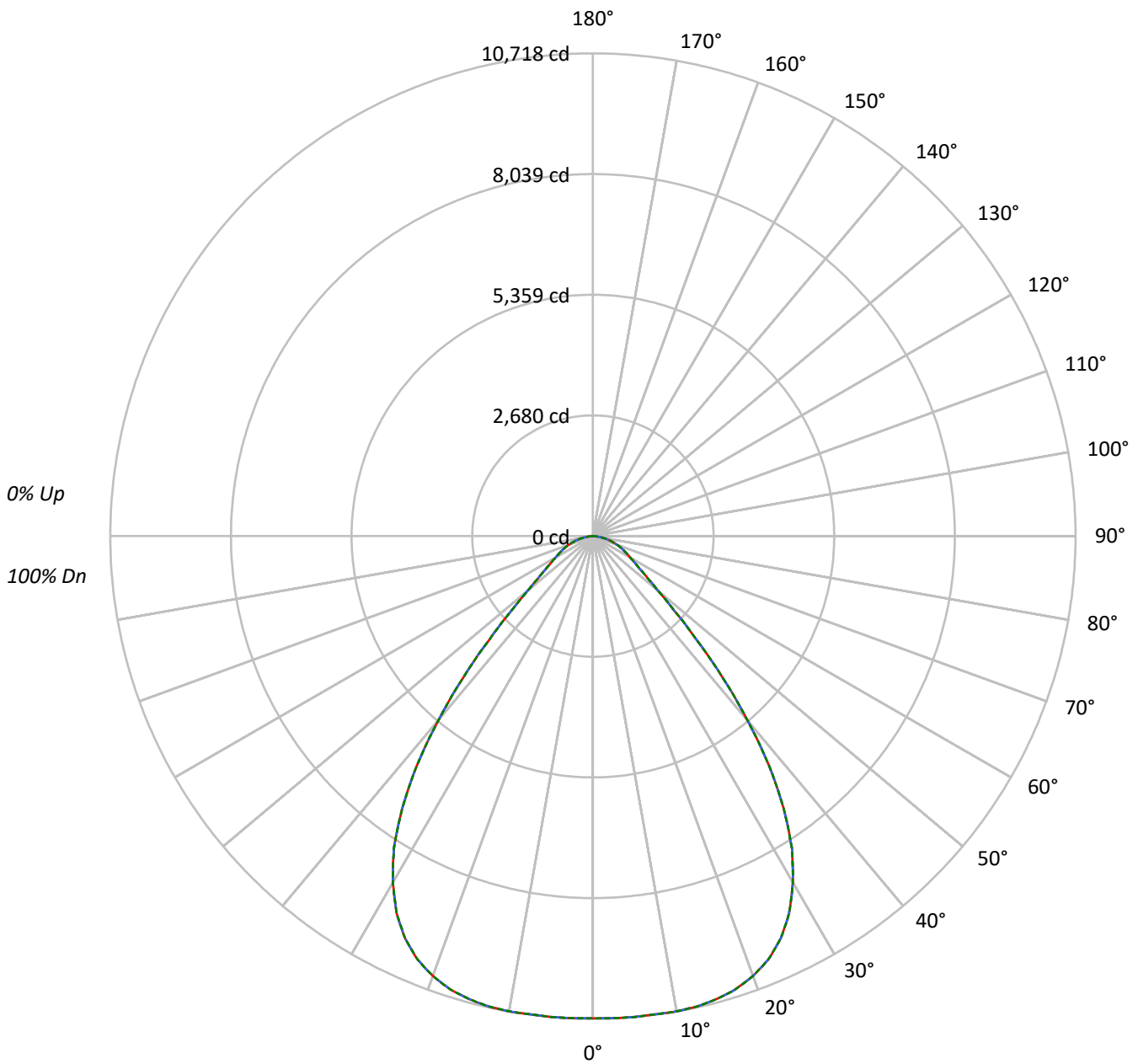
Summary

Lumens per Lamp: N/A
Luminaire Lumens: 18123.1 lumens
Efficiency: N/A
Efficacy: 191.4 lumens/watt
Spacing Criteria (0/90/45): 1.21 / 1.21 / 1.15
Luminous Opening: Circular (Dia: 1.71' x H: 0')
CIE Type: Direct

Input Watts (W): 94.7
Input Voltage (V): NR
Input Current (Ain): NR
Voltage Rise (V): NR
Power Factor: NR
Total Harmonic Distortion (THDi): NR
Frequency (hertz): 60
Stabilization Time: NR
Operation Time: NR
Ambient Temperature (°C): NR
Test Distance: 24 FT

TEST NUMBER: P1436354
CATALOG NUMBER: EHBR1-18-UNV-M-L850

Luminous Intensity Polar Plot



0% Up
100% Dn

— 0°-180° - - 45°-225° - - - 90°-270°



TEST NUMBER: P1436354
 CATALOG NUMBER: EHBR1-18-UNV-M-L850

COEFFICIENT OF UTILIZATION - ZONAL CAVITY METHOD:

RF	20				20				20				20				20	
RC	80				70				50				30				10	0
RW	70	50	30	10	70	50	30	10	50	30	10	50	30	10	50	30	10	0
RCR																		
0	119	119	119	119	116	116	116	116	111	111	111	106	106	106	102	102	102	100
1	112	108	105	102	109	106	103	100	102	99	97	98	96	94	94	93	92	90
2	104	98	93	88	102	96	91	87	93	89	85	90	86	83	87	84	82	80
3	97	89	83	78	95	87	82	77	85	80	76	82	78	74	80	76	73	71
4	91	81	74	69	89	80	73	68	78	72	68	75	71	67	73	69	66	64
5	85	74	67	62	83	73	66	61	71	65	61	70	64	60	68	63	60	58
6	79	68	61	56	78	67	61	55	66	60	55	64	59	55	63	58	54	52
7	74	63	56	51	73	62	55	50	61	55	50	60	54	50	58	53	50	48
8	70	58	51	46	69	58	51	46	57	50	46	55	50	46	54	49	45	44
9	66	54	47	42	65	54	47	42	53	47	42	52	46	42	51	46	42	40
10	62	51	44	39	61	50	44	39	49	43	39	48	43	39	48	42	39	37

AVERAGE LUMINANCE (cd/sqm):

	0°	45°	90°
0°	50283	50283	50283
5°	50525	50525	50525
10°	51096	51096	51096
15°	51736	51736	51736
20°	51941	51941	51941
25°	51105	51105	51105
30°	48170	48170	48170
35°	42319	42319	42319
40°	32752	32752	32752
45°	21637	21637	21637
50°	13822	13822	13822
55°	10470	10470	10470
60°	8995	8995	8995
65°	8403	8403	8403
70°	7951	7951	7951
75°	7221	7221	7221
80°	6190	6190	6190
85°	4224	4224	4224

MAXIMUM LUMINANCE 45°-90°:

Horizontal Angle: 0°
 Vertical Angle: 45°
 Luminance: 21637 cd/sqm



TEST NUMBER: P1436354
 CATALOG NUMBER: EHBR1-18-UNV-M-L850

ZONAL LUMENS:

Zone	Lumens	% Fixture
0°-10°	1022.7	5.6
10°-20°	3003.3	16.6
20°-30°	4506.3	24.9
30°-40°	4533.8	25.0
40°-50°	2595.3	14.3
50°-60°	1187.0	6.5
60°-70°	753.1	4.2
70°-80°	422.5	2.3
80°-90°	99.1	0.5
90°-100°	0.0	0.0
100°-110°	0.0	0.0
110°-120°	0.0	0.0
120°-130°	0.0	0.0
130°-140°	0.0	0.0
140°-150°	0.0	0.0
150°-160°	0.0	0.0
160°-170°	0.0	0.0
170°-180°	0.0	0.0
0°-30°	8532.3	47.1
0°-40°	13066.1	72.1
0°-60°	16848.4	93.0
0°-90°	18123.1	100.0
90°-120°	0.0	0.0
90°-150°	0.0	0.0
90°-180°	0.0	0.0
0°-180°	18123.1	100.0

CANDELA DISTRIBUTION:

	0°	22.5°	45°	67.5°	90°	Flux
0°	10708	10708	10708	10708	10708	
5°	10718	10718	10718	10718	10718	1023
15°	10641	10641	10641	10641	10641	3003
25°	9863	9863	9863	9863	9863	4506
35°	7382	7382	7382	7382	7382	4534
45°	3258	3258	3258	3258	3258	2595
55°	1279	1279	1279	1279	1279	1187
65°	756	756	756	756	756	753
75°	398	398	398	398	398	422
85°	78	78	78	78	78	99
90°	0	0	0	0	0	



TEST NUMBER: P1436354
 CATALOG NUMBER: EHBR1-18-UNV-M-L850

CANDELA DISTRIBUTION (FULL):

	0°	22.5°	45°	67.5°	90°
0°	10707.5	10707.5	10707.5	10707.5	10707.5
2.5°	10712.8	10712.8	10712.8	10712.8	10712.8
5°	10718.0	10718.0	10718.0	10718.0	10718.0
7.5°	10710.7	10710.7	10710.7	10710.7	10710.7
10°	10715.2	10715.2	10715.2	10715.2	10715.2
12.5°	10696.8	10696.8	10696.8	10696.8	10696.8
15°	10641.4	10641.4	10641.4	10641.4	10641.4
17.5°	10549.8	10549.8	10549.8	10549.8	10549.8
20°	10393.5	10393.5	10393.5	10393.5	10393.5
22.5°	10178.8	10178.8	10178.8	10178.8	10178.8
25°	9862.9	9862.9	9862.9	9862.9	9862.9
27.5°	9437.9	9437.9	9437.9	9437.9	9437.9
30°	8883.2	8883.2	8883.2	8883.2	8883.2
32.5°	8226.2	8226.2	8226.2	8226.2	8226.2
35°	7381.8	7381.8	7381.8	7381.8	7381.8
37.5°	6425.4	6425.4	6425.4	6425.4	6425.4
40°	5342.6	5342.6	5342.6	5342.6	5342.6
42.5°	4269.4	4269.4	4269.4	4269.4	4269.4
45°	3258.0	3258.0	3258.0	3258.0	3258.0
47.5°	2452.6	2452.6	2452.6	2452.6	2452.6
50°	1891.9	1891.9	1891.9	1891.9	1891.9
52.5°	1528.5	1528.5	1528.5	1528.5	1528.5
55°	1278.8	1278.8	1278.8	1278.8	1278.8
57.5°	1094.9	1094.9	1094.9	1094.9	1094.9
60°	957.7	957.7	957.7	957.7	957.7
62.5°	851.7	851.7	851.7	851.7	851.7
65°	756.2	756.2	756.2	756.2	756.2
67.5°	668.2	668.2	668.2	668.2	668.2
70°	579.1	579.1	579.1	579.1	579.1
72.5°	489.3	489.3	489.3	489.3	489.3
75°	398.0	398.0	398.0	398.0	398.0
77.5°	311.3	311.3	311.3	311.3	311.3
80°	228.9	228.9	228.9	228.9	228.9
82.5°	149.2	149.2	149.2	149.2	149.2
85°	78.4	78.4	78.4	78.4	78.4
87.5°	22.4	22.4	22.4	22.4	22.4
90°	0.0	0.0	0.0	0.0	0.0



TEST NUMBER: P1436354
 CATALOG NUMBER: EHBR1-18-UNV-M-L850

CIE UGR TABLE:

Reflectances:											
Ceiling		0.7	0.7	0.5	0.5	0.3	0.7	0.7	0.5	0.5	0.3
Wall		0.5	0.3	0.5	0.3	0.3	0.5	0.3	0.5	0.3	0.3
Reference plane		0.2	0.2	0.2	0.2	0.2	0.2	0.2	0.2	0.2	0.2
Room dimensions		Viewed crosswise					Viewed endwise				
X=2H	Y=2H	16.96	18.24	17.33	18.55	18.87	16.96	18.24	17.33	18.55	18.87
	3H	18.54	19.67	18.92	20.00	20.37	18.54	19.67	18.92	20.00	20.37
	4H	19.12	20.18	19.53	20.53	20.91	19.12	20.18	19.53	20.53	20.91
	6H	19.52	20.49	19.93	20.86	21.25	19.52	20.49	19.93	20.86	21.25
	8H	19.62	20.54	20.05	20.93	21.33	19.62	20.54	20.05	20.93	21.33
	12H	19.66	20.54	20.10	20.92	21.35	19.66	20.54	20.10	20.92	21.35
4H	2H	17.45	18.51	17.86	18.86	19.24	17.45	18.51	17.86	18.86	19.24
	3H	19.26	20.12	19.67	20.53	20.93	19.26	20.12	19.67	20.53	20.93
	4H	19.96	20.74	20.40	21.16	21.60	19.96	20.74	20.40	21.16	21.60
	6H	20.47	21.14	20.93	21.58	22.05	20.47	21.14	20.93	21.58	22.05
	8H	20.60	21.23	21.07	21.67	22.15	20.60	21.23	21.07	21.67	22.15
	12H	20.67	21.22	21.16	21.70	22.18	20.67	21.22	21.16	21.70	22.18
8H	4H	20.19	20.81	20.66	21.26	21.73	20.19	20.81	20.66	21.26	21.73
	6H	20.80	21.31	21.31	21.81	22.29	20.80	21.31	21.31	21.81	22.29
	8H	20.99	21.45	21.52	21.97	22.46	20.99	21.45	21.52	21.97	22.46
	12H	21.11	21.51	21.63	22.01	22.58	21.11	21.51	21.63	22.01	22.58
12H	4H	20.19	20.74	20.68	21.22	21.70	20.19	20.74	20.68	21.22	21.70
	6H	20.82	21.28	21.35	21.79	22.29	20.82	21.28	21.35	21.79	22.29
	8H	21.06	21.46	21.58	21.96	22.53	21.06	21.46	21.58	21.96	22.53

Cooper Lighting Solutions Photometric Lab
1121 Highway 74 South
Peachtree City, GA 30269



LM-79-2019: Approved Method: Electrical and Photometric Measurements of Solid-State Lighting Products

Report Prepared for

Cooper Lighting Solutions

Metalux

Report Number: SP1-2506-472-4

Test Date: 07/31/2025

Luminaire Tested: EHBR-60-L850-N

Data in this report applies to families of products including EHBR-60-L850-N

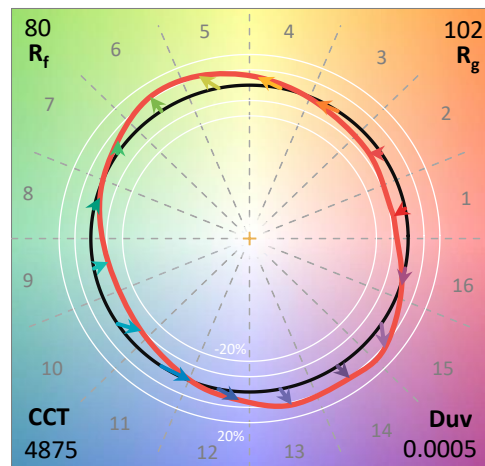
Test Information

Test Method: LM-79-2019
 Report Number: SP1-2506-472-4
 Test Lab: COOPER LIGHTING SOLUTIONS
 Photometer: SP1 - 76IN SPHERE
 Measurement Geometry: 4π
 Issue Date: 08/05/2025
 Manufacturer: COOPER LIGHTING SOLUTIONS
 Product Line: Metalux
 Catalog Number: **EHBR-60-L850-N**
 Description: Elevate Round Highbay at, 60000 lumens, 5000K 80CRI LEDs with N lens

Spectral Parameters

CCT (K): 4875
 CIE u': 0.2124
 CIE v': 0.4871
 Duv: 0.0005
 CIE x: 0.3488
 CIE y: 0.3555
 CIE z: 0.2957
 Peak Wavelength (nm): 630
 Dominant Wavelength (nm): 573
 Purity: 11.33556
 Rf: 80
 Rg: 102.3

CRI (Ra):	82.3		
R1:	85.0	R9:	43.9
R2:	83.1	R10:	57.4
R3:	78.8	R11:	83.1
R4:	84.0	R12:	51.0
R5:	83.0	R13:	83.4
R6:	76.3	R14:	87.4
R7:	86.8	R15:	83.4
R8:	81.7		



Test Conditions

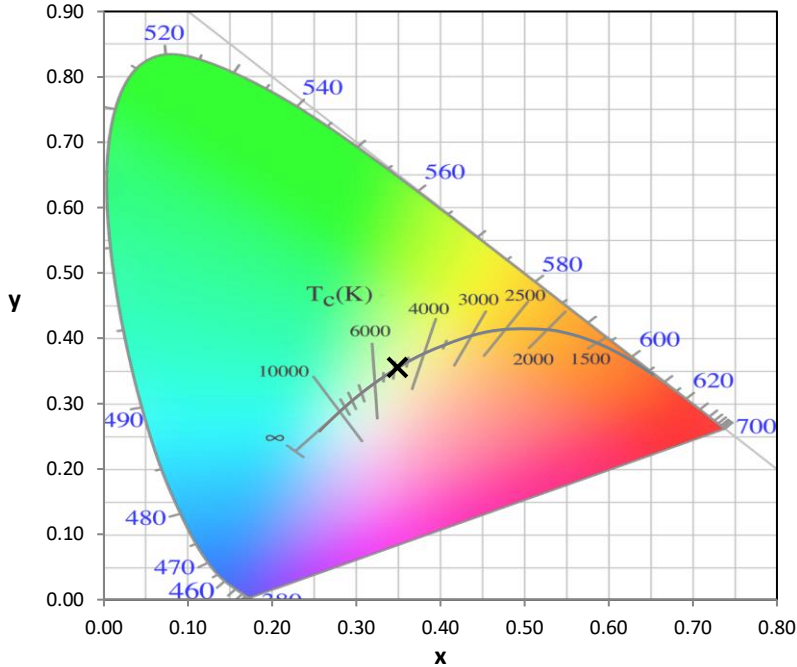
Stabilization Time: 39M
 Operation Time: 1H 39M
 Sphere Temperature (°C): 25.0

REPORT NUMBER: SP1-2506-472-4

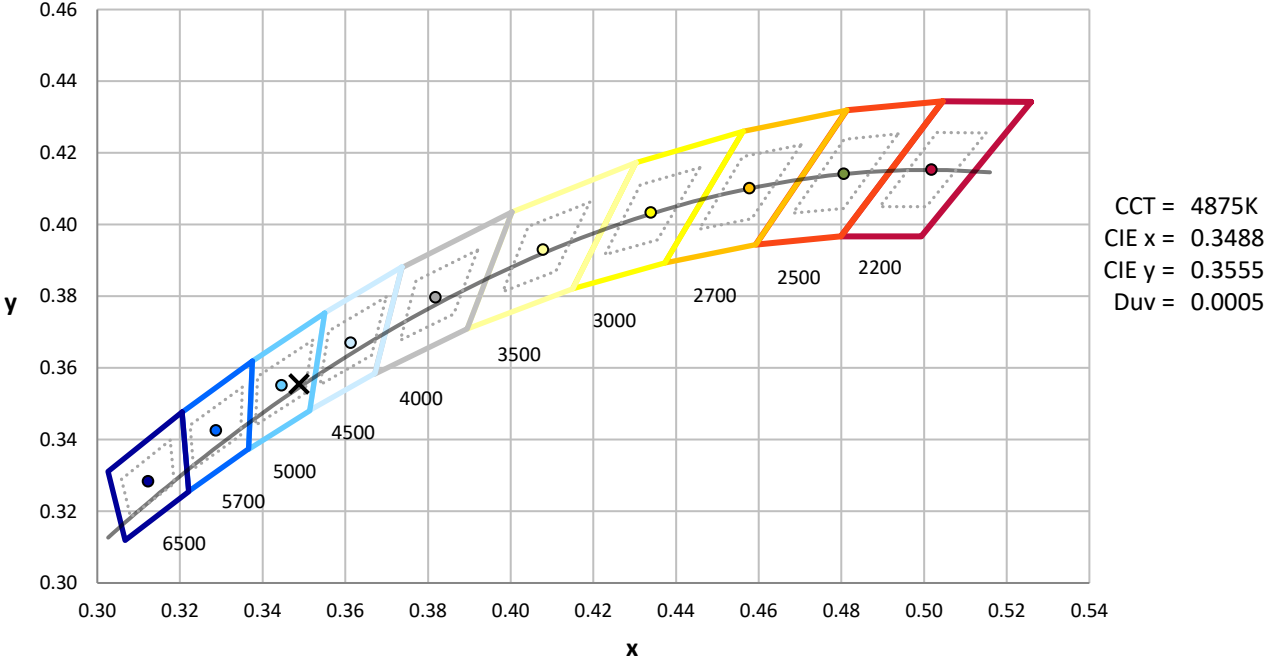
Measurement and Test Equipment			
Instrument	Identification Number	Calibration Date	Calibration Due Date
Photometer	76INCH SPHERE IN0058	6/16/2025	12/16/2025
Power Meter	XITRON INXT2011004	1/21/2025	1/21/2026
AC Power Source	CHROMA 61603 IN0063	10/22/2024	10/22/2025
DC Power Source	AGILENT E3634A IN0208	10/22/2024	10/22/2025
Sphere Thermometer	ONSET IN0085	10/22/2024	10/22/2025
Room Thermometer	ONSET IN0046	10/22/2024	10/22/2025

REPORT NUMBER: SP1-2506-472-4

CIE 1931 Chromaticity Diagram



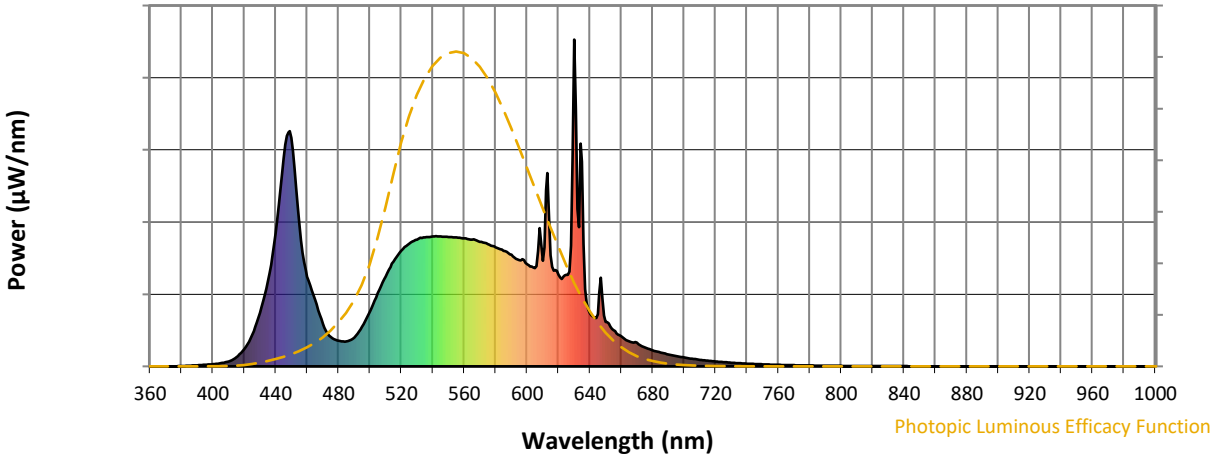
CIE 1931 Chromaticity Diagram with 2017 ANSI 7-Step and 4-Step Quadrangles



Point lies inside the ANSI 5000K 4-step quadrangle

REPORT NUMBER: SP1-2506-472-4

Photopic Flux vs. Wavelength

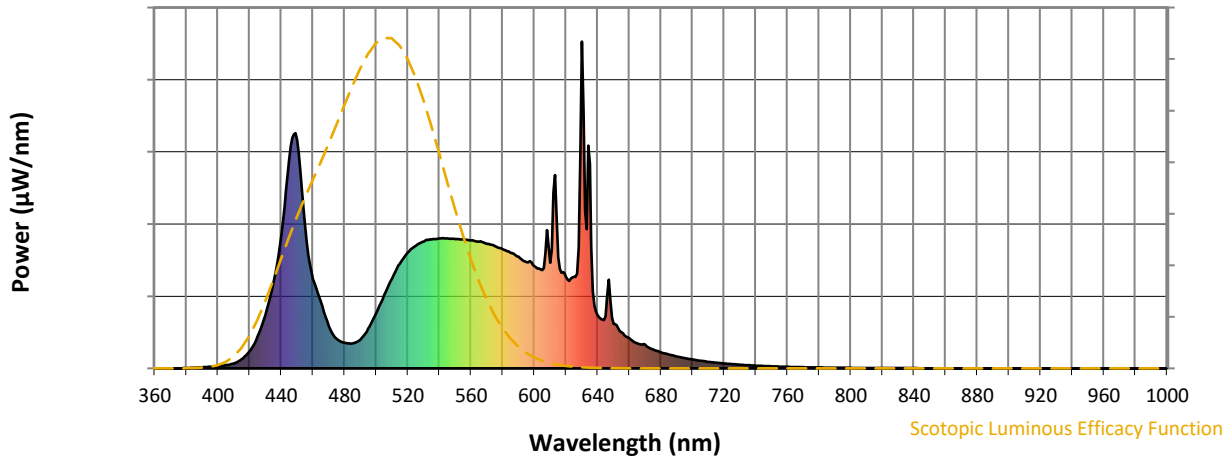


Photopic Lumens: NR

λ (nm)	Power W [^] /nm	Lumens (φ/nm)	λ (nm)	Power W [^] /nm	Lumens (φ/nm)	λ (nm)	Power W [^] /nm	Lumens (φ/nm)	λ (nm)	Power W [^] /nm	Lumens (φ/nm)	λ (nm)	Power W [^] /nm	Lumens (φ/nm)
360	0	NR	490	89	NR	620	280	NR	750	6	NR	880	0	NR
365	0	NR	495	121	NR	625	280	NR	755	5	NR	885	0	NR
370	0	NR	500	168	NR	630	1000	NR	760	5	NR	890	0	NR
375	0	NR	505	224	NR	635	626	NR	765	4	NR	895	0	NR
380	1	NR	510	275	NR	640	163	NR	770	4	NR	900	0	NR
385	2	NR	515	321	NR	645	160	NR	775	3	NR	905	0	NR
390	3	NR	520	354	NR	650	136	NR	780	3	NR	910	0	NR
395	5	NR	525	375	NR	655	111	NR	785	2	NR	915	0	NR
400	7	NR	530	388	NR	660	93	NR	790	2	NR	920	0	NR
405	10	NR	535	395	NR	665	76	NR	795	2	NR	925	0	NR
410	15	NR	540	397	NR	670	72	NR	800	2	NR	930	0	NR
415	28	NR	545	398	NR	675	57	NR	805	1	NR	935	0	NR
420	53	NR	550	396	NR	680	49	NR	810	1	NR	940	0	NR
425	97	NR	555	395	NR	685	42	NR	815	1	NR	945	0	NR
430	163	NR	560	392	NR	690	37	NR	820	1	NR	950	0	NR
435	261	NR	565	388	NR	695	32	NR	825	1	NR	955	0	NR
440	409	NR	570	381	NR	700	27	NR	830	1	NR	960	0	NR
445	637	NR	575	374	NR	705	23	NR	835	1	NR	965	0	NR
450	699	NR	580	365	NR	710	20	NR	840	1	NR	970	0	NR
455	436	NR	585	354	NR	715	17	NR	845	0	NR	975	0	NR
460	274	NR	590	342	NR	720	15	NR	850	0	NR	980	0	NR
465	205	NR	595	325	NR	725	13	NR	855	0	NR	985	0	NR
470	130	NR	600	313	NR	730	11	NR	860	0	NR	990	0	NR
475	90	NR	605	301	NR	735	10	NR	865	0	NR	995	0	NR
480	78	NR	610	323	NR	740	8	NR	870	0	NR	1000	0	NR
485	77	NR	615	340	NR	745	7	NR	875	0	NR			

REPORT NUMBER: SP1-2506-472-4

Scotopic Flux vs. Wavelength



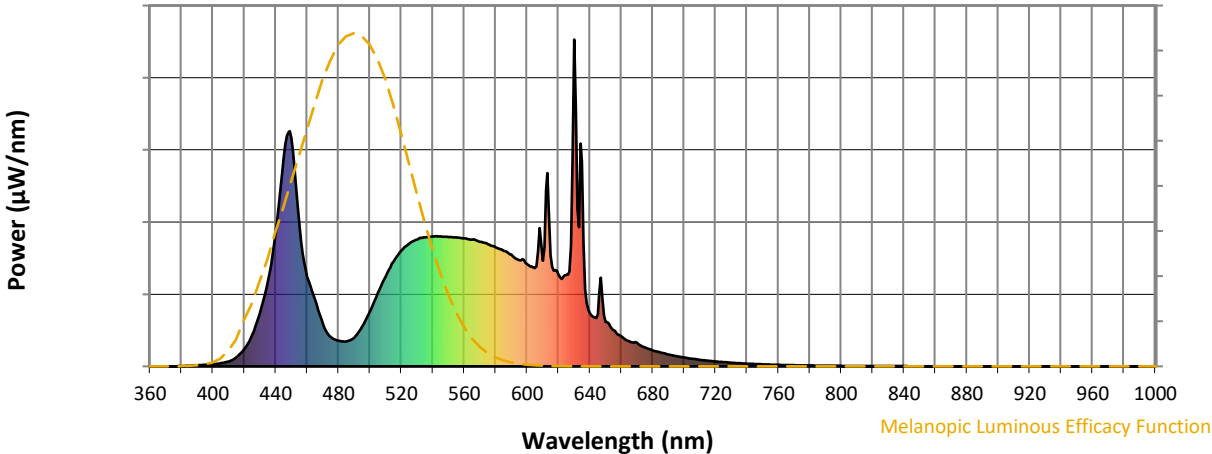
Scotopic Lumens: NR

S/P: 1.82

λ (nm)	Power W [^] /nm	Lumens (ϕ /nm)	λ (nm)	Power W [^] /nm	Lumens (ϕ /nm)	λ (nm)	Power W [^] /nm	Lumens (ϕ /nm)	λ (nm)	Power W [^] /nm	Lumens (ϕ /nm)	λ (nm)	Power W [^] /nm	Lumens (ϕ /nm)
360	0	NR	490	89	NR	620	280	NR	750	6	NR	880	0	NR
365	0	NR	495	121	NR	625	280	NR	755	5	NR	885	0	NR
370	0	NR	500	168	NR	630	1000	NR	760	5	NR	890	0	NR
375	0	NR	505	224	NR	635	626	NR	765	4	NR	895	0	NR
380	1	NR	510	275	NR	640	163	NR	770	4	NR	900	0	NR
385	2	NR	515	321	NR	645	160	NR	775	3	NR	905	0	NR
390	3	NR	520	354	NR	650	136	NR	780	3	NR	910	0	NR
395	5	NR	525	375	NR	655	111	NR	785	2	NR	915	0	NR
400	7	NR	530	388	NR	660	93	NR	790	2	NR	920	0	NR
405	10	NR	535	395	NR	665	76	NR	795	2	NR	925	0	NR
410	15	NR	540	397	NR	670	72	NR	800	2	NR	930	0	NR
415	28	NR	545	398	NR	675	57	NR	805	1	NR	935	0	NR
420	53	NR	550	396	NR	680	49	NR	810	1	NR	940	0	NR
425	97	NR	555	395	NR	685	42	NR	815	1	NR	945	0	NR
430	163	NR	560	392	NR	690	37	NR	820	1	NR	950	0	NR
435	261	NR	565	388	NR	695	32	NR	825	1	NR	955	0	NR
440	409	NR	570	381	NR	700	27	NR	830	1	NR	960	0	NR
445	637	NR	575	374	NR	705	23	NR	835	1	NR	965	0	NR
450	699	NR	580	365	NR	710	20	NR	840	1	NR	970	0	NR
455	436	NR	585	354	NR	715	17	NR	845	0	NR	975	0	NR
460	274	NR	590	342	NR	720	15	NR	850	0	NR	980	0	NR
465	205	NR	595	325	NR	725	13	NR	855	0	NR	985	0	NR
470	130	NR	600	313	NR	730	11	NR	860	0	NR	990	0	NR
475	90	NR	605	301	NR	735	10	NR	865	0	NR	995	0	NR
480	78	NR	610	323	NR	740	8	NR	870	0	NR	1000	0	NR
485	77	NR	615	340	NR	745	7	NR	875	0	NR			

REPORT NUMBER: SP1-2506-472-4

Melanopic Flux vs. Wavelength



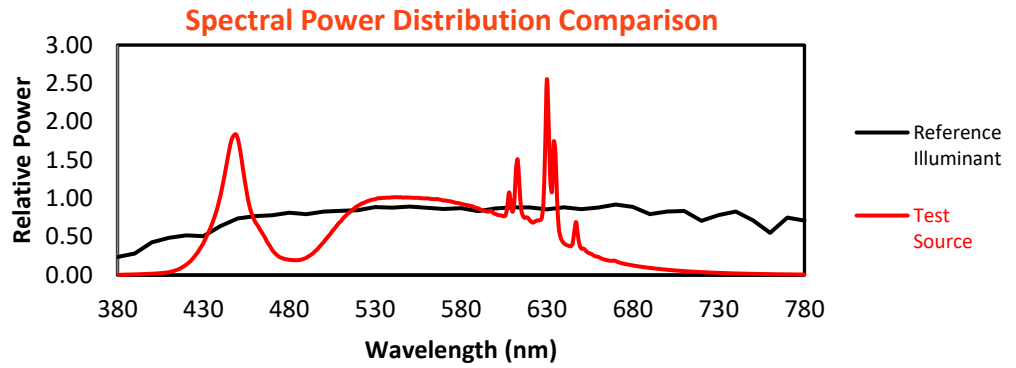
Melanopic Lumens: NR

M/P: 3.71

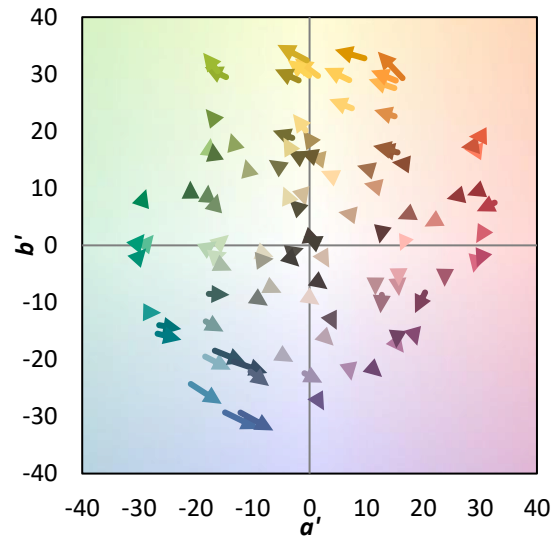
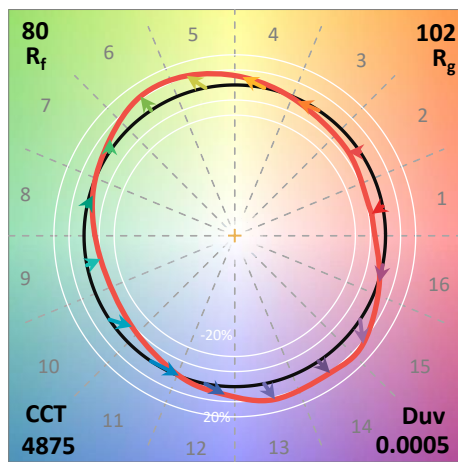
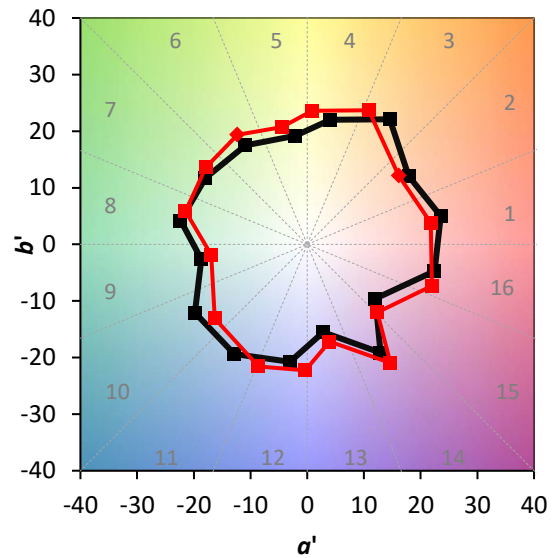
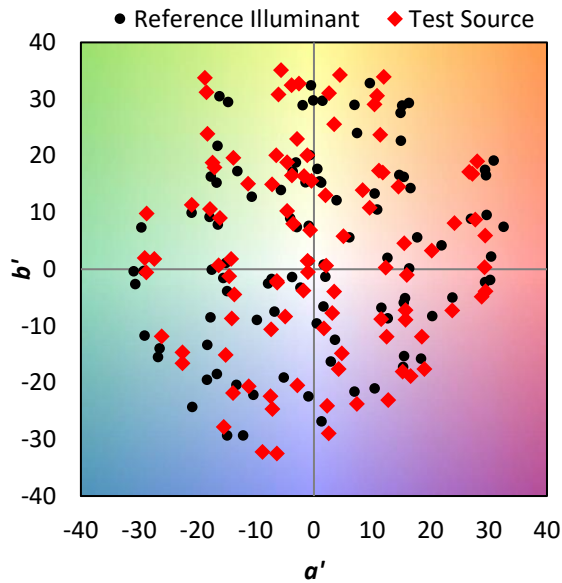
λ (nm)	Power W [^] /nm	Lumens (φ/nm)	λ (nm)	Power W [^] /nm	Lumens (φ/nm)	λ (nm)	Power W [^] /nm	Lumens (φ/nm)	λ (nm)	Power W [^] /nm	Lumens (φ/nm)	λ (nm)	Power W [^] /nm	Lumens (φ/nm)
360	0	NR	490	89	NR	620	280	NR	750	6	NR	880	0	NR
365	0	NR	495	121	NR	625	280	NR	755	5	NR	885	0	NR
370	0	NR	500	168	NR	630	1000	NR	760	5	NR	890	0	NR
375	0	NR	505	224	NR	635	626	NR	765	4	NR	895	0	NR
380	1	NR	510	275	NR	640	163	NR	770	4	NR	900	0	NR
385	2	NR	515	321	NR	645	160	NR	775	3	NR	905	0	NR
390	3	NR	520	354	NR	650	136	NR	780	3	NR	910	0	NR
395	5	NR	525	375	NR	655	111	NR	785	2	NR	915	0	NR
400	7	NR	530	388	NR	660	93	NR	790	2	NR	920	0	NR
405	10	NR	535	395	NR	665	76	NR	795	2	NR	925	0	NR
410	15	NR	540	397	NR	670	72	NR	800	2	NR	930	0	NR
415	28	NR	545	398	NR	675	57	NR	805	1	NR	935	0	NR
420	53	NR	550	396	NR	680	49	NR	810	1	NR	940	0	NR
425	97	NR	555	395	NR	685	42	NR	815	1	NR	945	0	NR
430	163	NR	560	392	NR	690	37	NR	820	1	NR	950	0	NR
435	261	NR	565	388	NR	695	32	NR	825	1	NR	955	0	NR
440	409	NR	570	381	NR	700	27	NR	830	1	NR	960	0	NR
445	637	NR	575	374	NR	705	23	NR	835	1	NR	965	0	NR
450	699	NR	580	365	NR	710	20	NR	840	1	NR	970	0	NR
455	436	NR	585	354	NR	715	17	NR	845	0	NR	975	0	NR
460	274	NR	590	342	NR	720	15	NR	850	0	NR	980	0	NR
465	205	NR	595	325	NR	725	13	NR	855	0	NR	985	0	NR
470	130	NR	600	313	NR	730	11	NR	860	0	NR	990	0	NR
475	90	NR	605	301	NR	735	10	NR	865	0	NR	995	0	NR
480	78	NR	610	323	NR	740	8	NR	870	0	NR	1000	0	NR
485	77	NR	615	340	NR	745	7	NR	875	0	NR			

Summary

$R_f = 80$
 $R_g = 102.3$
 $CIE R_a = 82.3$
 $R_9 = 43.9$

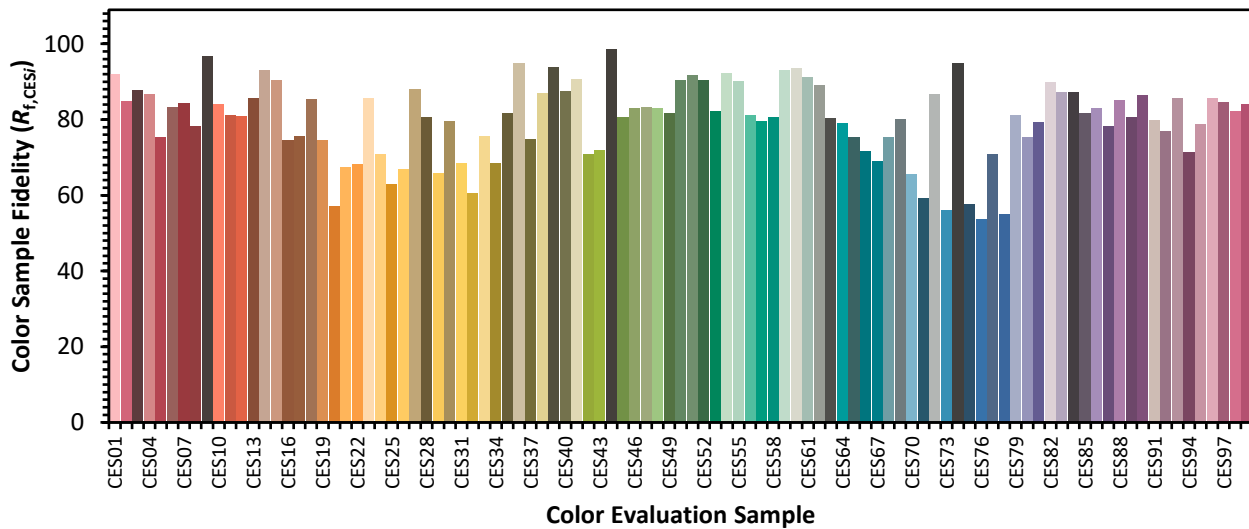


Color Vector Graphics

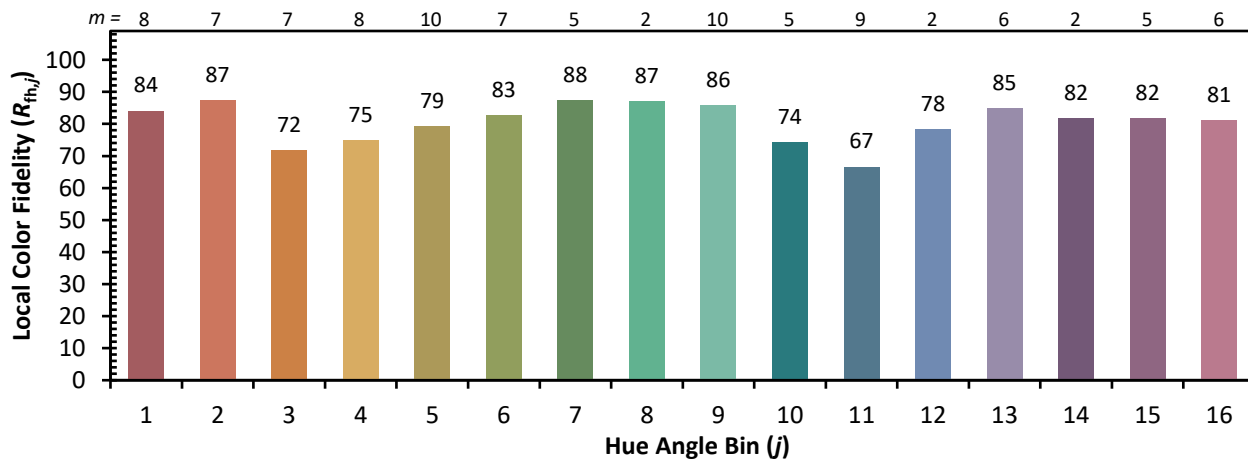
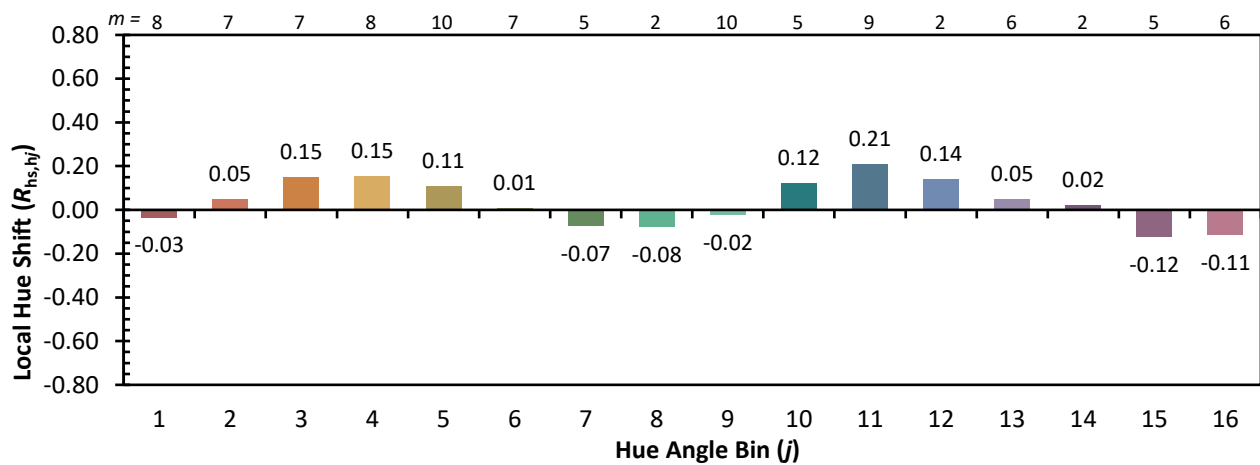
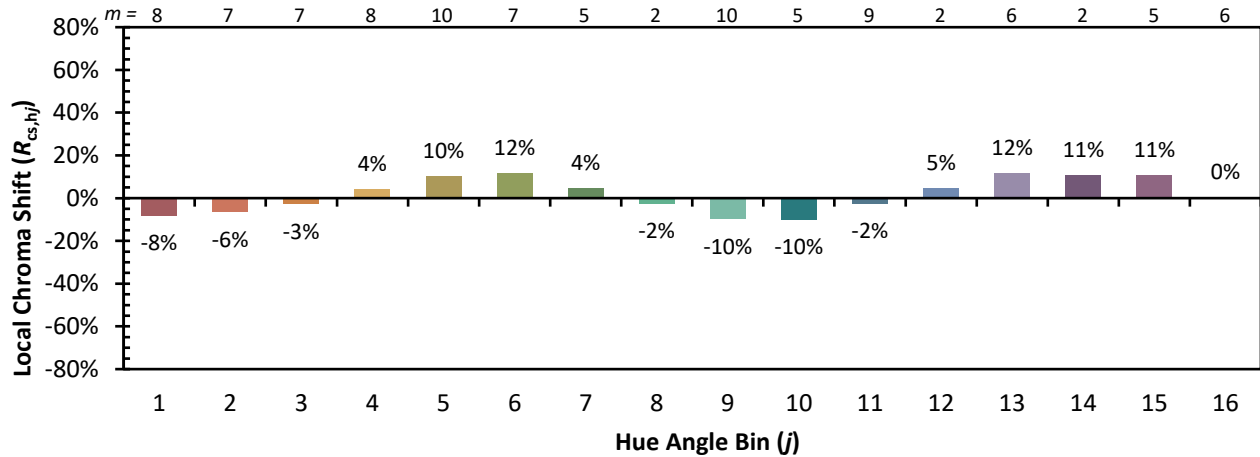


Individual Sample Fidelity Index ($R_{f,i}$)

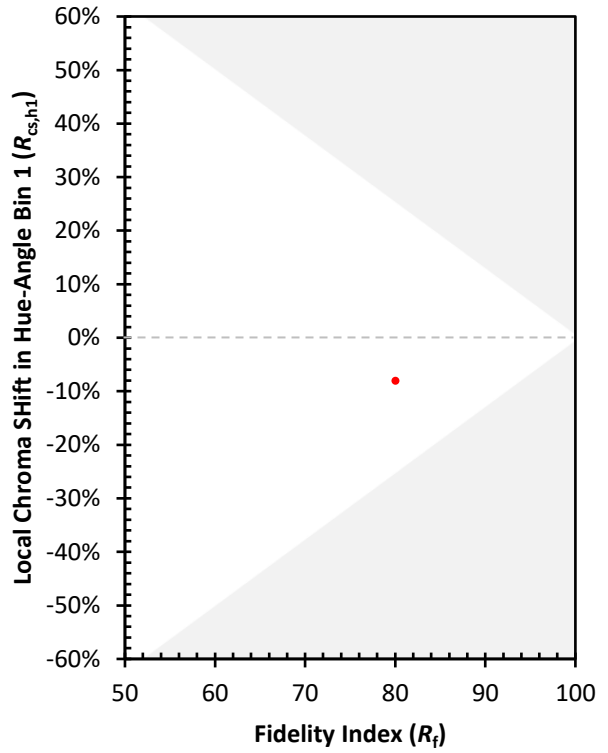
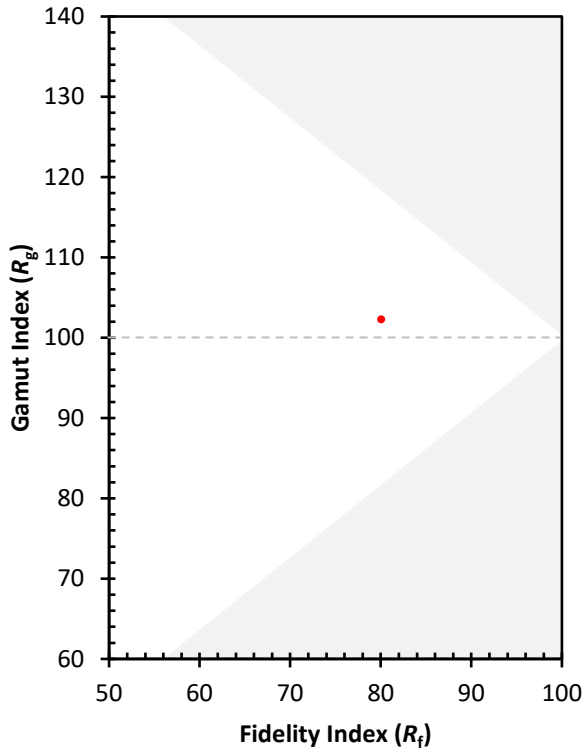
CES01 = 85	CES26 = 67	CES51 = 92	CES76 = 54
CES02 = 60	CES27 = 88	CES52 = 91	CES77 = 71
CES03 = 31	CES28 = 81	CES53 = 82	CES78 = 55
CES04 = 69	CES29 = 66	CES54 = 92	CES79 = 81
CES05 = 47	CES30 = 80	CES55 = 90	CES80 = 75
CES06 = 50	CES31 = 69	CES56 = 81	CES81 = 79
CES07 = 40	CES32 = 61	CES57 = 80	CES82 = 90
CES08 = 39	CES33 = 76	CES58 = 81	CES83 = 87
CES09 = 29	CES34 = 68	CES59 = 93	CES84 = 87
CES10 = 73	CES35 = 82	CES60 = 94	CES85 = 82
CES11 = 56	CES36 = 95	CES61 = 91	CES86 = 83
CES12 = 62	CES37 = 75	CES62 = 89	CES87 = 78
CES13 = 42	CES38 = 87	CES63 = 80	CES88 = 85
CES14 = 74	CES39 = 94	CES64 = 79	CES89 = 81
CES15 = 71	CES40 = 87	CES65 = 75	CES90 = 86
CES16 = 46	CES41 = 91	CES66 = 72	CES91 = 80
CES17 = 48	CES42 = 71	CES67 = 69	CES92 = 77
CES18 = 56	CES43 = 72	CES68 = 75	CES93 = 86
CES19 = 70	CES44 = 99	CES69 = 80	CES94 = 71
CES20 = 65	CES45 = 81	CES70 = 66	CES95 = 79
CES21 = 85	CES46 = 83	CES71 = 59	CES96 = 86
CES22 = 77	CES47 = 83	CES72 = 87	CES97 = 85
CES23 = 91	CES48 = 83	CES73 = 56	CES98 = 82
CES24 = 90	CES49 = 82	CES74 = 95	CES99 = 84
CES25 = 71	CES50 = 91	CES75 = 58	



Color Rendition by Hue-Angle Bin



Measure Comparisons



(END OF REPORT)