

Cooper Lighting Solutions Photometric Lab  
1121 Highway 74 South  
Peachtree City, GA 30269



Scaled data based on original data using  
LM-79-2019 Approved Method: Electrical and Photometric Measurements of Solid-  
State Lighting Products

Test Report Prepared for  
Cooper Lighting Solutions

Brand: METALUX

Report Number: P1433074

Luminaire Tested: EHBR1-54-UNV-TASM-L850

Issue Date: 3/13/2026

**Test Information**

Test Method: LM-79-2019  
Report Number: P1433074  
TEST IS SCALED FROM IESNA LM-79-08 TEST DATA (G3-2601-654-4)  
Test Lab: INNOVATION CENTER  
Issue Date: 3/13/2026  
Manufacturer: COOPER LIGHTING SOLUTIONS  
Product Line: METALUX  
Catalog Number: EHBR1-54-UNV-TASM-L850  
Description: Elevate Round Highbay at, 54000 lumens, 5000K 80CRI LEDs with TASM lens  
Light Source: -  
Ballast/Driver: -

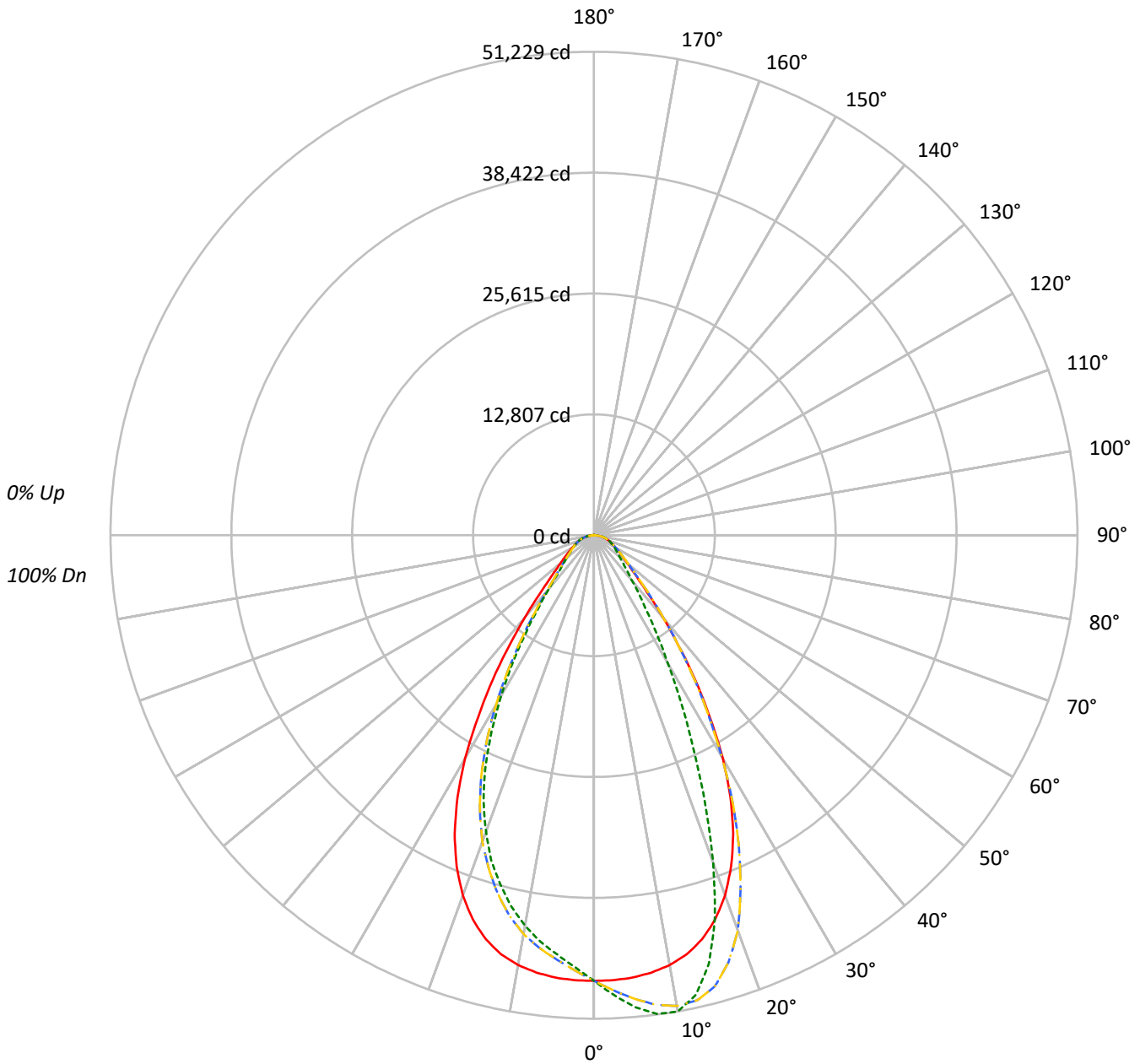
**Summary**

Lumens per Lamp: N/A  
Luminaire Lumens: 52789.8 lumens  
Efficiency: N/A  
Efficacy: 178.3 lumens/watt  
Spacing Criteria (0/90/45): 0.99 / 0.84 / 0.9  
Luminous Opening: Circular (Dia: 1.71' x H: 0')  
CIE Type: Direct

Input Watts (W): 296  
Input Voltage (V): NR  
Input Current (Ain): NR  
Voltage Rise (V): NR  
Power Factor: NR  
Total Harmonic Distortion (THDi): NR  
Frequency (hertz): 60  
Stabilization Time: NR  
Operation Time: NR  
Ambient Temperature (°C): NR  
Test Distance: 24 FT

TEST NUMBER: P1433074  
CATALOG NUMBER: EHBR1-54-UNV-TASM-L850

### Luminous Intensity Polar Plot



— 0°-180°    - - 45°-225°    - · - · 90°-270°    - · - · 135°-315°



TEST NUMBER: P1433074  
 CATALOG NUMBER: EHBR1-54-UNV-TASM-L850

**COEFFICIENT OF UTILIZATION - ZONAL CAVITY METHOD:**

RF	20				20				20				20				20				
RC	80				70				50				30				10			0	
RW	70	50	30	10	70	50	30	10	50	30	10	50	30	10	50	30	10	50	30	10	0
RCR																					
0	119	119	119	119	116	116	116	116	111	111	111	106	106	106	102	102	102	102	102	102	100
1	112	108	105	103	109	106	104	101	102	100	98	98	97	95	95	93	92	95	93	92	90
2	105	99	94	90	103	97	93	89	94	90	87	91	88	85	88	85	83	88	85	83	81
3	99	91	85	80	96	89	84	79	87	82	78	84	80	77	82	78	76	82	78	76	74
4	93	84	77	72	91	83	77	72	80	75	71	78	74	70	76	72	69	76	72	69	67
5	87	78	71	66	86	77	70	65	75	69	65	73	68	64	71	67	64	71	67	64	62
6	82	72	65	60	81	71	65	60	70	64	60	68	63	59	67	62	59	67	62	59	57
7	78	67	60	56	76	67	60	56	65	59	55	64	59	55	63	58	55	63	58	55	53
8	74	63	56	52	72	62	56	52	61	55	51	60	55	51	59	54	51	59	54	51	49
9	70	59	53	48	69	59	52	48	58	52	48	57	51	48	56	51	47	56	51	47	46
10	66	56	49	45	65	55	49	45	54	49	45	54	48	45	53	48	45	53	48	45	43

**AVERAGE LUMINANCE (cd/sqm):**

	0°	90°	180°	270°
0°	221710	221710	221710	221710
5°	221798	236617	221798	210288
10°	220512	244288	220512	200329
15°	215444	228550	215444	186297
20°	202908	184552	202908	167103
25°	180923	128817	180923	141079
30°	148078	84476	148078	106399
35°	107139	55188	107139	71455
40°	69950	38413	69950	45506
45°	44884	30092	44884	32789
50°	33775	25910	33775	27675
55°	28021	23984	28021	24826
60°	24762	23315	24762	23456
65°	23186	23097	23186	22999
70°	22827	23508	22827	23204
75°	22650	24126	22650	23404
80°	22143	25353	22143	23701
85°	18654	23562	18654	22469

**MAXIMUM LUMINANCE 45°-90°:**

Horizontal Angle: 22.5°  
 Vertical Angle: 45°  
 Luminance: 63104 cd/sqm



TEST NUMBER: P1433074  
 CATALOG NUMBER: EHBR1-54-UNV-TASM-L850

**ZONAL LUMENS:**

Zone	Lumens	% Fixture
0°-10°	4489.1	8.5
10°-20°	12212.9	23.1
20°-30°	14323.2	27.1
30°-40°	9960.9	18.9
40°-50°	4950.1	9.4
50°-60°	2960.7	5.6
60°-70°	2083.9	3.9
70°-80°	1342.3	2.5
80°-90°	426.4	0.8
90°-100°	2.5	0.0
100°-110°	3.0	0.0
110°-120°	3.1	0.0
120°-130°	3.8	0.0
130°-140°	5.2	0.0
140°-150°	6.2	0.0
150°-160°	6.9	0.0
160°-170°	6.8	0.0
170°-180°	2.9	0.0
0°-30°	31025.2	58.8
0°-40°	40986.1	77.6
0°-60°	48896.9	92.6
0°-90°	52749.5	99.9
90°-120°	8.5	0.0
90°-150°	23.7	0.0
90°-180°	40.0	0.1
0°-180°	52789.8	100.0

**CANDELA DISTRIBUTION:**

	0°	90°	180°	270°	360°	Flux
0°	47212	47212	47212	47212	47212	
5°	47050	50194	47050	44609	47050	4465
15°	44314	47010	44314	38319	44314	12384
25°	34917	24861	34917	27227	34917	15808
35°	18688	9627	18688	12464	18688	11667
45°	6758	4531	6758	4937	6758	5530
55°	3422	2929	3422	3032	3422	3130
65°	2087	2079	2087	2070	2087	2096
75°	1248	1330	1248	1290	1248	1310
85°	346	437	346	417	346	385
90°	1	7	1	1	1	17
95°	2	7	2	1	2	1
105°	2	8	2	2	2	2
115°	3	8	3	2	3	2
125°	4	9	4	3	4	3
135°	7	10	7	4	7	5
145°	11	12	11	10	11	6
155°	14	16	14	17	14	7
165°	24	29	24	25	24	7
175°	31	38	31	30	31	3
180°	33	33	33	33	33	



TEST NUMBER: P1433074  
 CATALOG NUMBER: EHBR1-54-UNV-TASM-L850

**CANDELA DISTRIBUTION (FULL):**

	0°	22.5°	45°	67.5°	90°	112.5°	135°	157.5°	180°	202.5°	225°
0°	47211.6	47211.6	47211.6	47211.6	47211.6	47211.6	47211.6	47211.6	47211.6	47211.6	47211.6
2.5°	47184.2	47794.1	48288.1	48613.9	48775.0	48613.9	48288.1	47794.1	47184.2	46577.7	46160.7
5°	47050.5	48272.2	49307.1	49984.3	50194.2	49984.3	49307.1	48272.2	47050.5	45896.1	45130.3
7.5°	46730.9	48634.3	50172.1	50962.6	51155.6	50962.6	50172.1	48634.3	46730.9	45096.7	44129.0
10°	46243.1	48862.6	50639.4	51206.0	51229.1	51206.0	50639.4	48862.6	46243.1	44041.4	42900.3
12.5°	45465.0	48781.2	50482.8	50296.9	49874.6	50296.9	50482.8	48781.2	45465.0	42752.4	41312.9
15°	44314.1	48298.7	49490.3	47977.4	47009.7	47977.4	49490.3	48298.7	44314.1	41011.9	39342.3
17.5°	42692.2	47395.8	47418.8	44425.6	42600.2	44425.6	47418.8	47395.8	42692.2	38883.7	37045.0
20°	40602.1	45947.4	44566.4	39091.7	36929.0	39091.7	44566.4	45947.4	40602.1	36367.7	34563.5
22.5°	37981.6	43994.5	40594.0	33726.0	30775.4	33726.0	40594.0	43994.5	37981.6	33441.8	31564.1
25°	34916.7	41601.6	36320.7	27879.5	24860.7	27879.5	36320.7	41601.6	34916.7	29955.5	28257.5
27.5°	31311.8	38568.5	31770.4	22782.1	19996.9	22782.1	31770.4	38568.5	31311.8	26356.0	24621.6
30°	27307.6	34680.3	27035.0	18143.1	15578.5	18143.1	27035.0	34680.3	27307.6	22312.0	20759.1
32.5°	22824.5	30869.2	22487.2	14537.4	12364.8	14537.4	22487.2	30869.2	22824.5	18453.0	16830.2
35°	18688.5	26101.0	18386.6	11422.9	9626.6	11422.9	18386.6	26101.0	18688.5	14810.0	13216.5
37.5°	14666.6	21595.8	14656.9	9198.2	7808.3	9198.2	14656.9	21595.8	14666.6	11514.1	10220.6
40°	11410.5	16886.0	11484.0	7342.6	6266.1	7342.6	11484.0	16886.0	11410.5	8760.8	7933.1
42.5°	8645.7	12911.9	9026.5	6026.2	5322.4	6026.2	9026.5	12911.9	8645.7	6902.6	6282.9
45°	6758.3	9501.8	7048.7	5084.2	4531.0	5084.2	7048.7	9501.8	6758.3	5558.7	5142.6
47.5°	5503.8	7343.5	5712.8	4360.9	3973.2	4360.9	5712.8	7343.5	5503.8	4701.8	4390.2
50°	4623.0	5634.9	4743.4	3806.7	3546.5	3806.7	4743.4	5634.9	4623.0	4026.3	3818.3
52.5°	3971.4	4595.5	4039.6	3392.5	3217.1	3392.5	4039.6	4595.5	3971.4	3522.5	3393.4
55°	3422.5	3863.4	3512.8	3050.7	2929.4	3050.7	3512.8	3863.4	3422.5	3134.8	3039.2
57.5°	3005.5	3277.3	3050.7	2759.5	2678.9	2759.5	3050.7	3277.3	3005.5	2789.5	2738.2
60°	2636.4	2838.3	2692.2	2505.4	2482.4	2505.4	2692.2	2838.3	2636.4	2509.8	2476.2
62.5°	2352.2	2479.7	2380.5	2277.0	2256.6	2277.0	2380.5	2479.7	2352.2	2254.9	2261.1
65°	2086.6	2205.3	2127.4	2071.6	2078.6	2071.6	2127.4	2205.3	2086.6	2041.5	2051.2
67.5°	1881.2	1943.2	1909.6	1877.7	1885.6	1877.7	1909.6	1943.2	1881.2	1837.0	1852.0
70°	1662.5	1728.9	1694.5	1698.9	1712.1	1698.9	1694.5	1728.9	1662.5	1649.3	1660.8
72.5°	1453.6	1505.0	1493.5	1504.1	1518.2	1504.1	1493.5	1505.0	1453.6	1451.8	1452.7
75°	1248.3	1287.2	1292.5	1307.5	1329.7	1307.5	1292.5	1287.2	1248.3	1234.9	1251.0
77.5°	1024.2	1068.5	1085.3	1105.8	1138.5	1105.8	1085.3	1068.5	1024.2	1033.1	1041.1
80°	818.8	839.3	876.4	891.5	937.5	891.5	876.4	839.3	818.8	803.8	815.3
82.5°	599.3	618.0	649.8	678.2	704.7	678.2	649.8	618.0	599.3	592.2	593.1
85°	346.2	374.5	395.8	429.4	437.3	429.4	395.8	374.5	346.2	354.1	346.2
87.5°	121.3	130.2	148.7	162.0	162.9	162.0	148.7	130.2	121.3	124.0	112.5
90°	0.9	1.8	2.7	5.3	7.1	5.3	2.7	1.8	0.9	0.9	0.9
92.5°	0.9	1.8	2.7	5.3	7.1	5.3	2.7	1.8	0.9	0.9	0.9
95°	1.8	1.8	2.7	5.3	7.1	5.3	2.7	1.8	1.8	0.9	0.9
97.5°	1.8	1.8	2.7	5.3	7.1	5.3	2.7	1.8	1.8	0.9	0.9
100°	1.8	1.8	2.7	5.3	7.1	5.3	2.7	1.8	1.8	1.8	0.9
102.5°	1.8	2.7	3.5	6.2	7.1	6.2	3.5	2.7	1.8	1.8	0.9
105°	1.8	2.7	3.5	6.2	8.0	6.2	3.5	2.7	1.8	1.8	0.9
107.5°	1.8	2.7	3.5	6.2	8.0	6.2	3.5	2.7	1.8	1.8	1.8
110°	1.8	2.7	3.5	6.2	8.0	6.2	3.5	2.7	1.8	1.8	1.8



TEST NUMBER: P1433074  
 CATALOG NUMBER: EHBR1-54-UNV-TASM-L850

**CANDELA DISTRIBUTION (continued):**

	0°	22.5°	45°	67.5°	90°	112.5°	135°	157.5°	180°	202.5°	225°
112.5°	1.8	2.7	3.5	6.2	8.0	6.2	3.5	2.7	1.8	1.8	1.8
115°	2.7	2.7	3.5	6.2	8.0	6.2	3.5	2.7	2.7	1.8	1.8
117.5°	2.7	2.7	3.5	6.2	8.0	6.2	3.5	2.7	2.7	2.7	1.8
120°	2.7	2.7	4.4	6.2	8.0	6.2	4.4	2.7	2.7	2.7	1.8
122.5°	3.5	3.5	4.4	7.1	8.0	7.1	4.4	3.5	3.5	3.5	2.7
125°	3.5	3.5	5.3	7.1	8.8	7.1	5.3	3.5	3.5	4.4	3.5
127.5°	4.4	4.4	5.3	7.1	8.8	7.1	5.3	4.4	4.4	4.4	3.5
130°	5.3	4.4	5.3	8.0	8.8	8.0	5.3	4.4	5.3	5.3	4.4
132.5°	6.2	5.3	6.2	8.8	9.7	8.8	6.2	5.3	6.2	7.1	6.2
135°	7.1	5.3	7.1	8.0	9.7	8.0	7.1	5.3	7.1	8.0	6.2
137.5°	8.0	6.2	7.1	8.8	9.7	8.8	7.1	6.2	8.0	8.8	8.0
140°	8.8	7.1	7.1	8.8	10.6	8.8	7.1	7.1	8.8	8.8	8.8
142.5°	9.7	8.0	8.0	9.7	10.6	9.7	8.0	8.0	9.7	9.7	9.7
145°	10.6	9.7	8.8	9.7	11.5	9.7	8.8	9.7	10.6	9.7	10.6
147.5°	10.6	9.7	9.7	10.6	12.4	10.6	9.7	9.7	10.6	10.6	11.5
150°	11.5	11.5	10.6	11.5	13.3	11.5	10.6	11.5	11.5	11.5	12.4
152.5°	12.4	12.4	12.4	13.3	14.1	13.3	12.4	12.4	12.4	12.4	13.3
155°	14.1	14.1	14.1	15.0	15.9	15.0	14.1	14.1	14.1	13.3	15.0
157.5°	15.9	16.8	16.8	17.7	18.6	17.7	16.8	16.8	15.9	15.9	16.8
160°	19.4	19.4	20.3	21.2	22.1	21.2	20.3	19.4	19.4	18.6	19.4
162.5°	21.2	21.2	23.0	23.9	25.6	23.9	23.0	21.2	21.2	21.2	21.2
165°	23.9	23.9	25.6	27.4	29.2	27.4	25.6	23.9	23.9	23.0	23.0
167.5°	25.6	25.6	27.4	30.1	31.8	30.1	27.4	25.6	25.6	24.8	24.8
170°	26.5	27.4	29.2	31.8	33.6	31.8	29.2	27.4	26.5	26.5	25.6
172.5°	29.2	29.2	31.8	34.5	36.3	34.5	31.8	29.2	29.2	28.3	28.3
175°	30.9	31.8	33.6	36.3	38.1	36.3	33.6	31.8	30.9	30.1	30.1
177.5°	30.9	32.7	34.5	37.2	39.0	37.2	34.5	32.7	30.9	30.1	30.1
180°	32.7	32.7	32.7	32.7	32.7	32.7	32.7	32.7	32.7	32.7	32.7



TEST NUMBER: P1433074  
 CATALOG NUMBER: EHBR1-54-UNV-TASM-L850

**CANDELA DISTRIBUTION (continued):**

	247.5°	270°	292.5°	315°	337.5°	360°
0°	47211.6	47211.6	47211.6	47211.6	47211.6	47211.6
2.5°	45840.3	45810.2	45840.3	46160.7	46577.7	47184.2
5°	44775.3	44608.9	44775.3	45130.3	45896.1	47050.5
7.5°	43535.0	43438.5	43535.0	44129.0	45096.7	46730.9
10°	42229.2	42010.5	42229.2	42900.3	44041.4	46243.1
12.5°	40619.8	40330.3	40619.8	41312.9	42752.4	45465.0
15°	38573.0	38318.8	38573.0	39342.3	41011.9	44314.1
17.5°	36376.5	36146.4	36376.5	37045.0	38883.7	42692.2
20°	33618.0	33437.4	33618.0	34563.5	36367.7	40602.1
22.5°	30724.0	30554.9	30724.0	31564.1	33441.8	37981.6
25°	27319.1	27227.1	27319.1	28257.5	29955.5	34916.7
27.5°	23639.9	23483.2	23639.9	24621.6	26356.0	31311.8
30°	19881.0	19621.5	19881.0	20759.1	22312.0	27307.6
32.5°	16204.3	16017.6	16204.3	16830.2	18453.0	22824.5
35°	12650.7	12464.0	12650.7	13216.5	14810.0	18688.5
37.5°	9857.7	9527.5	9857.7	10220.6	11514.1	14666.6
40°	7476.3	7423.1	7476.3	7933.1	8760.8	11410.5
42.5°	6086.3	5942.0	6086.3	6282.9	6902.6	8645.7
45°	4993.9	4937.2	4993.9	5142.6	5558.7	6758.3
47.5°	4294.5	4319.4	4294.5	4390.2	4701.8	5503.8
50°	3773.1	3788.1	3773.1	3818.3	4026.3	4623.0
52.5°	3388.9	3375.6	3388.9	3393.4	3522.5	3971.4
55°	3049.0	3032.2	3049.0	3039.2	3134.8	3422.5
57.5°	2751.5	2763.9	2751.5	2738.2	2789.5	3005.5
60°	2485.9	2497.4	2485.9	2476.2	2509.8	2636.4
62.5°	2261.9	2269.0	2261.9	2261.1	2254.9	2352.2
65°	2061.8	2069.8	2061.8	2051.2	2041.5	2086.6
67.5°	1870.6	1870.6	1870.6	1852.0	1837.0	1881.2
70°	1690.9	1690.0	1690.9	1660.8	1649.3	1662.5
72.5°	1474.9	1496.1	1474.9	1452.7	1451.8	1453.6
75°	1265.1	1289.9	1265.1	1251.0	1234.9	1248.3
77.5°	1052.6	1090.6	1052.6	1041.1	1033.1	1024.2
80°	834.9	876.4	834.9	815.3	803.8	818.8
82.5°	617.1	648.0	617.1	593.1	592.2	599.3
85°	367.4	417.0	367.4	346.2	354.1	346.2
87.5°	117.8	150.5	117.8	112.5	124.0	121.3
90°	0.9	0.9	0.9	0.9	0.9	0.9
92.5°	0.9	0.9	0.9	0.9	0.9	0.9
95°	0.9	0.9	0.9	0.9	0.9	1.8
97.5°	0.9	1.8	0.9	0.9	0.9	1.8
100°	0.9	1.8	0.9	0.9	1.8	1.8
102.5°	0.9	1.8	0.9	0.9	1.8	1.8
105°	0.9	1.8	0.9	0.9	1.8	1.8
107.5°	0.9	1.8	0.9	1.8	1.8	1.8
110°	0.9	1.8	0.9	1.8	1.8	1.8



TEST NUMBER: P1433074  
 CATALOG NUMBER: EHBR1-54-UNV-TASM-L850

**CANDELA DISTRIBUTION (continued):**

	247.5°	270°	292.5°	315°	337.5°	360°
112.5°	0.9	1.8	0.9	1.8	1.8	1.8
115°	0.9	1.8	0.9	1.8	1.8	2.7
117.5°	0.9	1.8	0.9	1.8	2.7	2.7
120°	0.9	1.8	0.9	1.8	2.7	2.7
122.5°	1.8	1.8	1.8	2.7	3.5	3.5
125°	1.8	2.7	1.8	3.5	4.4	3.5
127.5°	1.8	2.7	1.8	3.5	4.4	4.4
130°	2.7	2.7	2.7	4.4	5.3	5.3
132.5°	3.5	3.5	3.5	6.2	7.1	6.2
135°	4.4	3.5	4.4	6.2	8.0	7.1
137.5°	5.3	4.4	5.3	8.0	8.8	8.0
140°	7.1	6.2	7.1	8.8	8.8	8.8
142.5°	8.0	8.0	8.0	9.7	9.7	9.7
145°	9.7	9.7	9.7	10.6	9.7	10.6
147.5°	11.5	11.5	11.5	11.5	10.6	10.6
150°	13.3	13.3	13.3	12.4	11.5	11.5
152.5°	14.1	15.0	14.1	13.3	12.4	12.4
155°	15.9	16.8	15.9	15.0	13.3	14.1
157.5°	17.7	19.4	17.7	16.8	15.9	15.9
160°	20.3	21.2	20.3	19.4	18.6	19.4
162.5°	22.1	23.0	22.1	21.2	21.2	21.2
165°	23.9	24.8	23.9	23.0	23.0	23.9
167.5°	24.8	24.8	24.8	24.8	24.8	25.6
170°	25.6	26.5	25.6	25.6	26.5	26.5
172.5°	27.4	28.3	27.4	28.3	28.3	29.2
175°	29.2	30.1	29.2	30.1	30.1	30.9
177.5°	30.1	30.9	30.1	30.1	30.1	30.9
180°	32.7	32.7	32.7	32.7	32.7	32.7



TEST NUMBER: P1433074  
 CATALOG NUMBER: EHBR1-54-UNV-TASM-L850

**CIE UGR TABLE:**

Reflectances:											
Ceiling		0.7	0.7	0.5	0.5	0.3	0.7	0.7	0.5	0.5	0.3
Wall		0.5	0.3	0.5	0.3	0.3	0.5	0.3	0.5	0.3	0.3
Reference plane		0.2	0.2	0.2	0.2	0.2	0.2	0.2	0.2	0.2	0.2
Room dimensions		Viewed crosswise					Viewed endwise				
X=2H	Y=2H	20.42	21.62	20.78	21.94	22.26	19.74	20.94	20.10	21.26	21.57
	3H	22.06	23.13	22.44	23.46	23.83	21.69	22.76	22.07	23.09	23.46
	4H	22.76	23.76	23.17	24.12	24.50	22.55	23.55	22.95	23.90	24.29
	6H	23.33	24.25	23.75	24.63	25.02	23.30	24.22	23.71	24.59	24.99
	8H	23.54	24.41	23.97	24.80	25.21	23.58	24.45	24.02	24.85	25.26
	12H	23.66	24.49	24.09	24.87	25.31	23.78	24.61	24.21	25.00	25.43
4H	2H	20.88	21.88	21.28	22.23	22.62	20.37	21.37	20.77	21.72	22.11
	3H	22.79	23.61	23.20	24.02	24.43	22.54	23.37	22.96	23.77	24.18
	4H	23.65	24.39	24.08	24.81	25.26	23.54	24.28	23.98	24.70	25.15
	6H	24.37	25.01	24.84	25.46	25.93	24.43	25.07	24.90	25.52	25.99
	8H	24.63	25.22	25.10	25.67	26.15	24.78	25.38	25.25	25.83	26.30
	12H	24.80	25.32	25.29	25.81	26.28	25.03	25.55	25.52	26.04	26.52
8H	4H	23.96	24.55	24.43	25.00	25.47	23.88	24.48	24.35	24.92	25.40
	6H	24.83	25.32	25.34	25.81	26.30	24.93	25.42	25.44	25.92	26.40
	8H	25.18	25.61	25.71	26.13	26.63	25.38	25.81	25.91	26.33	26.83
	12H	25.44	25.82	25.96	26.32	26.89	25.74	26.12	26.26	26.61	27.19
12H	4H	23.98	24.51	24.47	24.99	25.47	23.91	24.43	24.40	24.92	25.40
	6H	24.90	25.33	25.43	25.85	26.35	25.01	25.44	25.53	25.96	26.45
	8H	25.32	25.70	25.84	26.19	26.77	25.52	25.90	26.04	26.40	26.97

LM-79-2019: Approved Method: Electrical and Photometric Measurements of Solid-State Lighting Products

Report Prepared for

Cooper Lighting Solutions

Metalux

Report Number: SP1-2506-472-4

Test Date: 07/31/2025

Luminaire Tested: EHBR-60-L850-N

Data in this report applies to families of products including EHBR-60-L850-N

**Test Information**

Test Method: LM-79-2019  
 Report Number: SP1-2506-472-4  
 Test Lab: COOPER LIGHTING SOLUTIONS  
 Photometer: SP1 - 76IN SPHERE  
 Measurement Geometry: 4π  
 Issue Date: 08/05/2025  
 Manufacturer: COOPER LIGHTING SOLUTIONS  
 Product Line: Metalux  
 Catalog Number: **EHBR-60-L850-N**  
 Description: Elevate Round Highbay at, 60000 lumens, 5000K 80CRI LEDs with N lens

**Spectral Parameters**

CCT (K): 4875  
 CIE u': 0.2124  
 CIE v': 0.4871  
 Duv: 0.0005  
 CIE x: 0.3488  
 CIE y: 0.3555  
 CIE z: 0.2957  
 Peak Wavelength (nm): 630  
 Dominant Wavelength (nm): 573  
 Purity: 11.33556  
 Rf: 80  
 Rg: 102.3

CRI (Ra):	82.3		
R1:	85.0	R9:	43.9
R2:	83.1	R10:	57.4
R3:	78.8	R11:	83.1
R4:	84.0	R12:	51.0
R5:	83.0	R13:	83.4
R6:	76.3	R14:	87.4
R7:	86.8	R15:	83.4
R8:	81.7		



**Test Conditions**

Stabilization Time: 39M  
 Operation Time: 1H 39M  
 Sphere Temperature (°C): 25.0

REPORT NUMBER: SP1-2506-472-4

Measurement and Test Equipment			
Instrument	Identification Number	Calibration Date	Calibration Due Date
Photometer	76INCH SPHERE IN0058	6/16/2025	12/16/2025
Power Meter	XITRON INXT2011004	1/21/2025	1/21/2026
AC Power Source	CHROMA 61603 IN0063	10/22/2024	10/22/2025
DC Power Source	AGILENT E3634A IN0208	10/22/2024	10/22/2025
Sphere Thermometer	ONSET IN0085	10/22/2024	10/22/2025
Room Thermometer	ONSET IN0046	10/22/2024	10/22/2025

REPORT NUMBER: SP1-2506-472-4

CIE 1931 Chromaticity Diagram



CIE 1931 Chromaticity Diagram with 2017 ANSI 7-Step and 4-Step Quadrangles



Point lies inside the ANSI 5000K 4-step quadrangle

REPORT NUMBER: SP1-2506-472-4

**Photopic Flux vs. Wavelength**



**Photopic Lumens: NR**

$\lambda$ (nm)	Power W <sup>^</sup> /nm	Lumens ( $\phi$ /nm)	$\lambda$ (nm)	Power W <sup>^</sup> /nm	Lumens ( $\phi$ /nm)	$\lambda$ (nm)	Power W <sup>^</sup> /nm	Lumens ( $\phi$ /nm)	$\lambda$ (nm)	Power W <sup>^</sup> /nm	Lumens ( $\phi$ /nm)	$\lambda$ (nm)	Power W <sup>^</sup> /nm	Lumens ( $\phi$ /nm)
360	0	NR	490	89	NR	620	280	NR	750	6	NR	880	0	NR
365	0	NR	495	121	NR	625	280	NR	755	5	NR	885	0	NR
370	0	NR	500	168	NR	630	1000	NR	760	5	NR	890	0	NR
375	0	NR	505	224	NR	635	626	NR	765	4	NR	895	0	NR
380	1	NR	510	275	NR	640	163	NR	770	4	NR	900	0	NR
385	2	NR	515	321	NR	645	160	NR	775	3	NR	905	0	NR
390	3	NR	520	354	NR	650	136	NR	780	3	NR	910	0	NR
395	5	NR	525	375	NR	655	111	NR	785	2	NR	915	0	NR
400	7	NR	530	388	NR	660	93	NR	790	2	NR	920	0	NR
405	10	NR	535	395	NR	665	76	NR	795	2	NR	925	0	NR
410	15	NR	540	397	NR	670	72	NR	800	2	NR	930	0	NR
415	28	NR	545	398	NR	675	57	NR	805	1	NR	935	0	NR
420	53	NR	550	396	NR	680	49	NR	810	1	NR	940	0	NR
425	97	NR	555	395	NR	685	42	NR	815	1	NR	945	0	NR
430	163	NR	560	392	NR	690	37	NR	820	1	NR	950	0	NR
435	261	NR	565	388	NR	695	32	NR	825	1	NR	955	0	NR
440	409	NR	570	381	NR	700	27	NR	830	1	NR	960	0	NR
445	637	NR	575	374	NR	705	23	NR	835	1	NR	965	0	NR
450	699	NR	580	365	NR	710	20	NR	840	1	NR	970	0	NR
455	436	NR	585	354	NR	715	17	NR	845	0	NR	975	0	NR
460	274	NR	590	342	NR	720	15	NR	850	0	NR	980	0	NR
465	205	NR	595	325	NR	725	13	NR	855	0	NR	985	0	NR
470	130	NR	600	313	NR	730	11	NR	860	0	NR	990	0	NR
475	90	NR	605	301	NR	735	10	NR	865	0	NR	995	0	NR
480	78	NR	610	323	NR	740	8	NR	870	0	NR	1000	0	NR
485	77	NR	615	340	NR	745	7	NR	875	0	NR			

REPORT NUMBER: SP1-2506-472-4

**Scotopic Flux vs. Wavelength**



**Scotopic Lumens: NR**

**S/P: 1.82**

λ (nm)	Power W <sup>^</sup> /nm	Lumens (φ/nm)	λ (nm)	Power W <sup>^</sup> /nm	Lumens (φ/nm)	λ (nm)	Power W <sup>^</sup> /nm	Lumens (φ/nm)	λ (nm)	Power W <sup>^</sup> /nm	Lumens (φ/nm)	λ (nm)	Power W <sup>^</sup> /nm	Lumens (φ/nm)
360	0	NR	490	89	NR	620	280	NR	750	6	NR	880	0	NR
365	0	NR	495	121	NR	625	280	NR	755	5	NR	885	0	NR
370	0	NR	500	168	NR	630	1000	NR	760	5	NR	890	0	NR
375	0	NR	505	224	NR	635	626	NR	765	4	NR	895	0	NR
380	1	NR	510	275	NR	640	163	NR	770	4	NR	900	0	NR
385	2	NR	515	321	NR	645	160	NR	775	3	NR	905	0	NR
390	3	NR	520	354	NR	650	136	NR	780	3	NR	910	0	NR
395	5	NR	525	375	NR	655	111	NR	785	2	NR	915	0	NR
400	7	NR	530	388	NR	660	93	NR	790	2	NR	920	0	NR
405	10	NR	535	395	NR	665	76	NR	795	2	NR	925	0	NR
410	15	NR	540	397	NR	670	72	NR	800	2	NR	930	0	NR
415	28	NR	545	398	NR	675	57	NR	805	1	NR	935	0	NR
420	53	NR	550	396	NR	680	49	NR	810	1	NR	940	0	NR
425	97	NR	555	395	NR	685	42	NR	815	1	NR	945	0	NR
430	163	NR	560	392	NR	690	37	NR	820	1	NR	950	0	NR
435	261	NR	565	388	NR	695	32	NR	825	1	NR	955	0	NR
440	409	NR	570	381	NR	700	27	NR	830	1	NR	960	0	NR
445	637	NR	575	374	NR	705	23	NR	835	1	NR	965	0	NR
450	699	NR	580	365	NR	710	20	NR	840	1	NR	970	0	NR
455	436	NR	585	354	NR	715	17	NR	845	0	NR	975	0	NR
460	274	NR	590	342	NR	720	15	NR	850	0	NR	980	0	NR
465	205	NR	595	325	NR	725	13	NR	855	0	NR	985	0	NR
470	130	NR	600	313	NR	730	11	NR	860	0	NR	990	0	NR
475	90	NR	605	301	NR	735	10	NR	865	0	NR	995	0	NR
480	78	NR	610	323	NR	740	8	NR	870	0	NR	1000	0	NR
485	77	NR	615	340	NR	745	7	NR	875	0	NR			

REPORT NUMBER: SP1-2506-472-4

**Melanopic Flux vs. Wavelength**



**Melanopic Lumens: NR**

**M/P: 3.71**

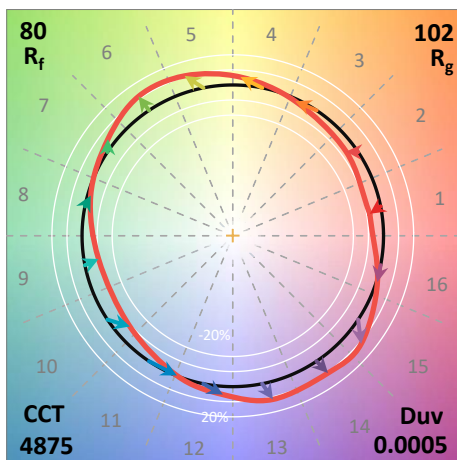
λ (nm)	Power W <sup>^</sup> /nm	Lumens (φ/nm)	λ (nm)	Power W <sup>^</sup> /nm	Lumens (φ/nm)	λ (nm)	Power W <sup>^</sup> /nm	Lumens (φ/nm)	λ (nm)	Power W <sup>^</sup> /nm	Lumens (φ/nm)	λ (nm)	Power W <sup>^</sup> /nm	Lumens (φ/nm)
360	0	NR	490	89	NR	620	280	NR	750	6	NR	880	0	NR
365	0	NR	495	121	NR	625	280	NR	755	5	NR	885	0	NR
370	0	NR	500	168	NR	630	1000	NR	760	5	NR	890	0	NR
375	0	NR	505	224	NR	635	626	NR	765	4	NR	895	0	NR
380	1	NR	510	275	NR	640	163	NR	770	4	NR	900	0	NR
385	2	NR	515	321	NR	645	160	NR	775	3	NR	905	0	NR
390	3	NR	520	354	NR	650	136	NR	780	3	NR	910	0	NR
395	5	NR	525	375	NR	655	111	NR	785	2	NR	915	0	NR
400	7	NR	530	388	NR	660	93	NR	790	2	NR	920	0	NR
405	10	NR	535	395	NR	665	76	NR	795	2	NR	925	0	NR
410	15	NR	540	397	NR	670	72	NR	800	2	NR	930	0	NR
415	28	NR	545	398	NR	675	57	NR	805	1	NR	935	0	NR
420	53	NR	550	396	NR	680	49	NR	810	1	NR	940	0	NR
425	97	NR	555	395	NR	685	42	NR	815	1	NR	945	0	NR
430	163	NR	560	392	NR	690	37	NR	820	1	NR	950	0	NR
435	261	NR	565	388	NR	695	32	NR	825	1	NR	955	0	NR
440	409	NR	570	381	NR	700	27	NR	830	1	NR	960	0	NR
445	637	NR	575	374	NR	705	23	NR	835	1	NR	965	0	NR
450	699	NR	580	365	NR	710	20	NR	840	1	NR	970	0	NR
455	436	NR	585	354	NR	715	17	NR	845	0	NR	975	0	NR
460	274	NR	590	342	NR	720	15	NR	850	0	NR	980	0	NR
465	205	NR	595	325	NR	725	13	NR	855	0	NR	985	0	NR
470	130	NR	600	313	NR	730	11	NR	860	0	NR	990	0	NR
475	90	NR	605	301	NR	735	10	NR	865	0	NR	995	0	NR
480	78	NR	610	323	NR	740	8	NR	870	0	NR	1000	0	NR
485	77	NR	615	340	NR	745	7	NR	875	0	NR			

**Summary**

$R_f = 80$   
 $R_g = 102.3$   
 $CIE R_a = 82.3$   
 $R_9 = 43.9$



**Color Vector Graphics**

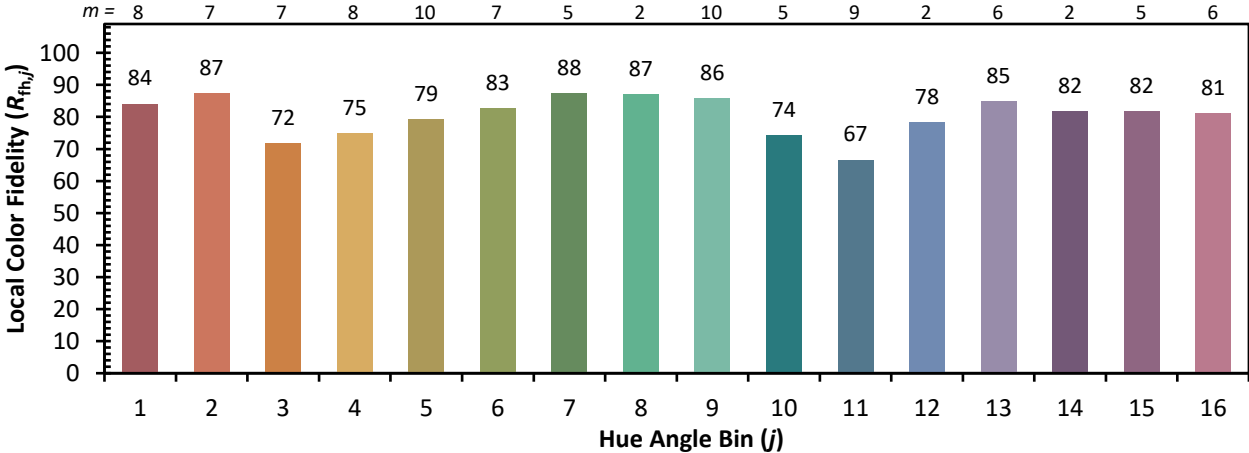


**Individual Sample Fidelity Index ( $R_{f,i}$ )**

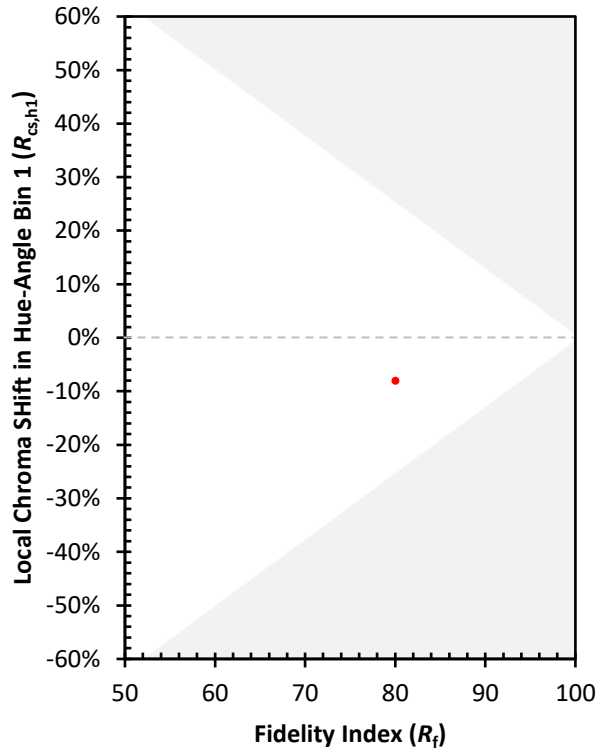
CES01 = 85	CES26 = 67	CES51 = 92	CES76 = 54
CES02 = 60	CES27 = 88	CES52 = 91	CES77 = 71
CES03 = 31	CES28 = 81	CES53 = 82	CES78 = 55
CES04 = 69	CES29 = 66	CES54 = 92	CES79 = 81
CES05 = 47	CES30 = 80	CES55 = 90	CES80 = 75
CES06 = 50	CES31 = 69	CES56 = 81	CES81 = 79
CES07 = 40	CES32 = 61	CES57 = 80	CES82 = 90
CES08 = 39	CES33 = 76	CES58 = 81	CES83 = 87
CES09 = 29	CES34 = 68	CES59 = 93	CES84 = 87
CES10 = 73	CES35 = 82	CES60 = 94	CES85 = 82
CES11 = 56	CES36 = 95	CES61 = 91	CES86 = 83
CES12 = 62	CES37 = 75	CES62 = 89	CES87 = 78
CES13 = 42	CES38 = 87	CES63 = 80	CES88 = 85
CES14 = 74	CES39 = 94	CES64 = 79	CES89 = 81
CES15 = 71	CES40 = 87	CES65 = 75	CES90 = 86
CES16 = 46	CES41 = 91	CES66 = 72	CES91 = 80
CES17 = 48	CES42 = 71	CES67 = 69	CES92 = 77
CES18 = 56	CES43 = 72	CES68 = 75	CES93 = 86
CES19 = 70	CES44 = 99	CES69 = 80	CES94 = 71
CES20 = 65	CES45 = 81	CES70 = 66	CES95 = 79
CES21 = 85	CES46 = 83	CES71 = 59	CES96 = 86
CES22 = 77	CES47 = 83	CES72 = 87	CES97 = 85
CES23 = 91	CES48 = 83	CES73 = 56	CES98 = 82
CES24 = 90	CES49 = 82	CES74 = 95	CES99 = 84
CES25 = 71	CES50 = 91	CES75 = 58	



Color Rendition by Hue-Angle Bin



Measure Comparisons



(END OF REPORT)