

Cooper Lighting Solutions Photometric Lab
1121 Highway 74 South
Peachtree City, GA 30269



Scaled data based on original data using
LM-79-2019 Approved Method: Electrical and Photometric Measurements of Solid-
State Lighting Products

Test Report Prepared for
Cooper Lighting Solutions

Brand: METALUX

Report Number: P1432939

Luminaire Tested: EHBR1-30-UNV-TASM-L850-UPL12

Issue Date: 3/20/2026

Test Information

Test Method: LM-79-2019
Report Number: P1432939
REPORT IS A COMBINATION OF REPORTS P1431740 AND P1431635
Test Lab: INNOVATION CENTER
Issue Date: 3/20/2026
Manufacturer: COOPER LIGHTING SOLUTIONS
Product Line: METALUX
Catalog Number: EHBR1-30-UNV-TASM-L850-UPL12
Description: Elevate Round Highbay at, 30000 lumens, 5000K 80CRI LEDs with TASM lens
Light Source: -
Ballast/Driver: -

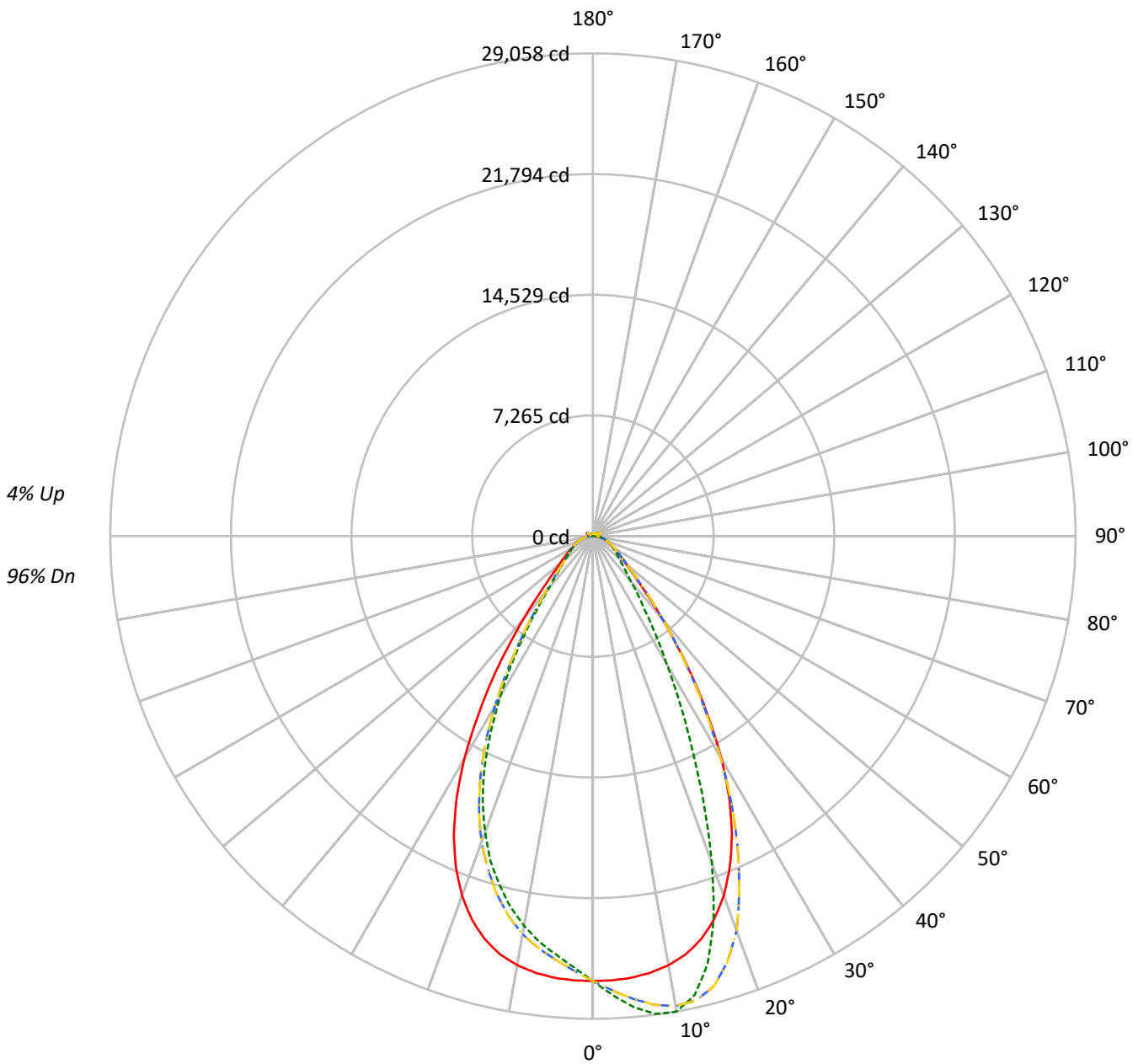
Summary

Lumens per Lamp: N/A
Luminaire Lumens: 31131.0 lumens
Efficiency: N/A
Efficacy: 186.2 lumens/watt
Spacing Criteria (0/90/45): 0.99 / 0.84 / 0.9
Luminous Opening: Vertical Cylinder (Dia: 1.71' x H: 0.1')
CIE Type: Direct

Input Watts (W): 167.2
Input Voltage (V): NR
Input Current (Ain): NR
Voltage Rise (V): NR
Power Factor: NR
Total Harmonic Distortion (THDi): NR
Frequency (hertz): 60
Stabilization Time: NR
Operation Time: NR
Ambient Temperature (°C): NR
Test Distance: 24 FT

TEST NUMBER: P1432939
CATALOG NUMBER: EHBR1-30-UNV-TASM-L850-UPL12

Luminous Intensity Polar Plot



— 0°-180° - - 45°-225° - - - 90°-270° - · - 135°-315°



TEST NUMBER: P1432939

CATALOG NUMBER: EHBR1-30-UNV-TASM-L850-UPL12

COEFFICIENT OF UTILIZATION - ZONAL CAVITY METHOD:

RF	20				20				20				20				20				
RC	80				70				50				30				10			0	
RW	70	50	30	10	70	50	30	10	50	30	10	50	30	10	50	30	10	50	30	10	0
RCR																					
0	118	118	118	118	115	115	115	115	109	109	109	103	103	103	98	98	98	98	98	98	96
1	111	108	104	102	108	105	102	100	100	98	96	96	94	92	92	90	89	89	89	89	87
2	104	98	93	89	101	96	91	88	92	88	85	88	85	83	85	83	80	80	80	80	78
3	98	90	84	79	95	88	83	78	85	80	76	82	78	75	79	76	73	73	73	73	71
4	92	83	76	71	89	81	75	71	79	73	69	76	72	68	74	70	67	67	67	67	65
5	86	77	70	65	84	75	69	64	73	67	63	71	66	62	69	65	61	61	61	61	60
6	81	71	64	59	79	70	64	59	68	62	58	66	61	57	64	60	57	57	57	57	55
7	77	66	59	55	75	65	59	54	64	58	54	62	57	53	61	56	53	53	53	53	51
8	73	62	55	51	71	61	55	50	60	54	50	58	53	49	57	52	49	49	49	49	47
9	69	58	52	47	67	57	51	47	56	50	47	55	50	46	54	49	46	46	46	46	44
10	65	55	48	44	64	54	48	44	53	47	44	52	47	43	51	46	43	43	43	43	41

AVERAGE LUMINANCE (cd/sqm):

	0°	90°	180°	270°
0°	125759	125759	125759	125759
5°	124993	133345	124993	118507
10°	123457	136768	123457	112157
15°	119812	127100	119812	103603
20°	112054	101917	112054	92280
25°	99177	70614	99177	77335
30°	80528	45939	80528	57862
35°	57757	29751	57757	38520
40°	37342	20507	37342	24292
45°	23693	15884	23693	17309
50°	17595	13498	17595	14417
55°	14365	12296	14365	12727
60°	12440	11712	12440	11784
65°	11340	11296	11340	11248
70°	10747	11068	10747	10925
75°	10051	10706	10051	10386
80°	8830	10109	8830	9449
85°	5714	7216	5714	6881

MAXIMUM LUMINANCE 45°-90°:

Horizontal Angle: 22.5°
 Vertical Angle: 45°
 Luminance: 33311 cd/sqm



TEST NUMBER: P1432939

CATALOG NUMBER: EHBR1-30-UNV-TASM-L850-UPL12

ZONAL LUMENS:

Zone	Lumens	% Fixture
0°-10°	2546.3	8.2
10°-20°	6927.4	22.3
20°-30°	8124.4	26.1
30°-40°	5650.0	18.1
40°-50°	2807.8	9.0
50°-60°	1679.4	5.4
60°-70°	1182.0	3.8
70°-80°	761.4	2.4
80°-90°	243.9	0.8
90°-100°	32.6	0.1
100°-110°	208.7	0.7
110°-120°	384.7	1.2
120°-130°	229.3	0.7
130°-140°	139.7	0.4
140°-150°	97.5	0.3
150°-160°	64.7	0.2
160°-170°	38.1	0.1
170°-180°	12.9	0.0
0°-30°	17598.1	56.5
0°-40°	23248.2	74.7
0°-60°	27735.3	89.1
0°-90°	29922.7	96.1
90°-120°	626.0	2.0
90°-150°	1092.6	3.5
90°-180°	1208.0	3.9
0°-180°	31131.0	100.0

CANDELA DISTRIBUTION:

	0°	90°	180°	270°	360°	Flux
0°	26779	26779	26779	26779	26779	
5°	26688	28471	26688	25303	26688	2533
15°	25136	26665	25136	21735	25136	7025
25°	19806	14102	19806	15444	19806	8966
35°	10600	5460	10600	7070	10600	6618
45°	3833	2570	3833	2800	3833	3137
55°	1941	1662	1941	1720	1941	1775
65°	1184	1179	1184	1174	1184	1189
75°	708	754	708	732	708	743
85°	196	248	196	236	196	218
90°	9	13	9	9	9	13
95°	18	19	18	15	18	18
105°	96	51	96	73	96	129
115°	409	352	409	332	409	373
125°	263	277	263	240	263	242
135°	168	194	168	176	168	133
145°	153	160	153	149	153	96
155°	138	144	138	135	138	64
165°	134	139	134	131	134	38
175°	136	140	136	133	136	13
180°	136	136	136	136	136	



TEST NUMBER: P1432939
 CATALOG NUMBER: EHBR1-30-UNV-TASM-L850-UPL12

CANDELA DISTRIBUTION (FULL):

	0°	22.5°	45°	67.5°	90°	112.5°	135°	157.5°	180°	202.5°	225°
0°	26779.4	26779.4	26779.4	26779.4	26779.4	26779.4	26779.4	26779.4	26779.4	26779.4	26779.4
2.5°	26763.8	27109.8	27390.1	27574.8	27666.2	27574.8	27390.1	27109.8	26763.8	26419.8	26183.3
5°	26688.0	27381.0	27968.0	28352.1	28471.2	28352.1	27968.0	27381.0	26688.0	26033.2	25598.8
7.5°	26506.8	27586.3	28458.6	28907.0	29016.5	28907.0	28458.6	27586.3	26506.8	25579.8	25030.9
10°	26230.1	27715.9	28723.7	29045.1	29058.2	29045.1	28723.7	27715.9	26230.1	24981.2	24333.9
12.5°	25788.6	27669.7	28634.8	28529.4	28289.8	28529.4	28634.8	27669.7	25788.6	24250.0	23433.6
15°	25135.9	27396.1	28072.0	27213.7	26664.9	27213.7	28072.0	27396.1	25135.9	23262.8	22315.8
17.5°	24215.9	26883.9	26896.9	25199.1	24163.7	25199.1	26896.9	26883.9	24215.9	22055.7	21012.7
20°	23030.3	26062.3	25279.0	22173.7	20946.9	22173.7	25279.0	26062.3	23030.3	20628.5	19605.1
22.5°	21543.9	24954.5	23025.8	19130.1	17456.4	19130.1	23025.8	24954.5	21543.9	18968.9	17903.8
25°	19805.5	23597.2	20601.9	15813.9	14101.5	15813.9	20601.9	23597.2	19805.5	16991.4	16028.3
27.5°	17760.7	21876.9	18020.8	12922.5	11342.7	12922.5	18020.8	21876.9	17760.7	14949.6	13965.9
30°	15489.5	19671.4	15334.8	10291.2	8836.4	10291.2	15334.8	19671.4	15489.5	12655.8	11775.0
32.5°	12946.5	17509.6	12755.3	8245.9	7013.6	8245.9	12755.3	17509.6	12946.5	10466.9	9546.5
35°	10600.5	14805.0	10429.3	6479.3	5460.4	6479.3	10429.3	14805.0	10600.5	8400.5	7496.6
37.5°	8319.2	12249.6	8313.7	5217.4	4429.0	5217.4	8313.7	12249.6	8319.2	6531.0	5797.3
40°	6472.3	9578.1	6513.9	4164.9	3554.3	4164.9	6513.9	9578.1	6472.3	4969.4	4499.8
42.5°	4904.0	7323.9	5119.9	3418.2	3019.0	3418.2	5119.9	7323.9	4904.0	3915.3	3563.8
45°	3833.4	5389.6	3998.2	2883.8	2570.0	2883.8	3998.2	5389.6	3833.4	3153.0	2917.0
47.5°	3121.8	4165.3	3240.4	2473.6	2253.7	2473.6	3240.4	4165.3	3121.8	2666.9	2490.2
50°	2622.2	3196.2	2690.5	2159.3	2011.7	2159.3	2690.5	3196.2	2622.2	2283.8	2165.8
52.5°	2252.7	2606.7	2291.3	1924.2	1824.8	1924.2	2291.3	2606.7	2252.7	1998.1	1924.7
55°	1941.3	2191.4	1992.6	1730.4	1661.7	1730.4	1992.6	2191.4	1941.3	1778.2	1723.9
57.5°	1704.8	1859.0	1730.4	1565.2	1519.5	1565.2	1730.4	1859.0	1704.8	1582.3	1553.2
60°	1495.5	1609.9	1527.1	1421.1	1408.0	1421.1	1527.1	1609.9	1495.5	1423.6	1404.5
62.5°	1334.3	1406.6	1350.3	1291.5	1280.0	1291.5	1350.3	1406.6	1334.3	1279.0	1282.5
65°	1183.6	1250.9	1206.7	1175.0	1179.1	1175.0	1206.7	1250.9	1183.6	1157.9	1163.5
67.5°	1067.1	1102.2	1083.2	1065.1	1069.6	1065.1	1083.2	1102.2	1067.1	1041.9	1050.5
70°	943.0	980.7	961.1	963.6	971.2	963.6	961.1	980.7	943.0	935.5	942.0
72.5°	824.5	853.6	847.1	853.1	861.2	853.1	847.1	853.6	824.5	823.6	824.1
75°	708.0	730.1	733.2	741.6	754.2	741.6	733.2	730.1	708.0	700.5	709.5
77.5°	581.0	606.1	615.6	627.2	645.8	627.2	615.6	606.1	581.0	586.0	590.6
80°	464.5	476.0	497.1	505.7	531.8	505.7	497.1	476.0	464.5	456.0	462.5
82.5°	340.0	350.5	368.6	384.7	399.7	384.7	368.6	350.5	340.0	335.9	336.4
85°	196.4	212.4	224.5	243.5	248.0	243.5	224.5	212.4	196.4	200.9	196.4
87.5°	68.8	73.8	84.4	91.9	92.4	91.9	84.4	73.8	68.8	70.3	63.8
90°	9.0	15.5	26.5	16.2	12.6	16.2	26.5	15.5	9.0	15.6	24.3
92.5°	11.7	20.7	37.1	20.8	15.9	20.8	37.1	20.7	11.7	20.2	38.8
95°	17.5	25.3	47.0	22.8	18.6	22.8	47.0	25.3	17.5	26.9	53.9
97.5°	26.7	31.3	52.9	24.2	21.8	24.2	52.9	31.3	26.7	32.8	61.9
100°	35.3	35.3	95.8	27.4	24.5	27.4	95.8	35.3	35.3	40.6	96.2
102.5°	53.1	68.8	221.0	53.0	29.1	53.0	221.0	68.8	53.1	75.5	203.7
105°	96.0	155.9	387.9	132.8	51.4	132.8	387.9	155.9	96.0	157.4	362.7
107.5°	181.1	289.8	499.4	259.5	115.3	259.5	499.4	289.8	181.1	278.1	478.6
110°	289.3	404.6	544.9	354.5	230.2	354.5	544.9	404.6	289.3	381.6	501.8



TEST NUMBER: P1432939
 CATALOG NUMBER: EHBR1-30-UNV-TASM-L850-UPL12

CANDELA DISTRIBUTION (continued):

	0°	22.5°	45°	67.5°	90°	112.5°	135°	157.5°	180°	202.5°	225°
112.5°	376.3	450.8	532.4	392.8	317.2	392.8	532.4	450.8	376.3	421.2	480.6
115°	409.2	444.2	475.6	391.4	351.6	391.4	475.6	444.2	409.2	411.3	429.2
117.5°	395.4	406.6	411.0	367.7	353.5	367.7	411.0	406.6	395.4	370.2	364.5
120°	357.1	352.4	346.9	332.7	333.7	332.7	346.9	352.4	357.1	323.4	304.4
122.5°	309.4	299.5	293.5	297.6	306.7	297.6	293.5	299.5	309.4	275.7	261.4
125°	262.6	252.6	256.4	267.3	276.8	267.3	256.4	252.6	262.6	234.8	230.9
127.5°	223.6	219.0	229.4	241.5	249.8	241.5	229.4	219.0	223.6	205.8	209.1
130°	195.7	196.6	210.2	220.9	226.0	220.9	210.2	196.6	195.7	187.1	195.9
132.5°	178.4	183.2	196.2	205.6	208.7	205.6	196.2	183.2	178.4	176.2	186.9
135°	167.7	174.6	186.7	192.5	194.2	192.5	186.7	174.6	167.7	168.8	178.4
137.5°	161.5	168.5	177.5	182.5	181.6	182.5	177.5	168.5	161.5	164.0	171.4
140°	158.1	165.0	169.0	174.6	174.3	174.6	169.0	165.0	158.1	159.4	165.3
142.5°	154.6	160.9	162.9	167.1	166.3	167.1	162.9	160.9	154.6	155.9	159.9
145°	153.1	157.9	156.1	161.2	160.2	161.2	156.1	157.9	153.1	153.2	155.8
147.5°	149.8	153.2	151.3	155.8	154.8	155.8	151.3	153.2	149.8	149.8	151.0
150°	146.4	149.0	145.9	151.0	151.4	151.0	145.9	149.0	146.4	145.7	147.0
152.5°	141.6	144.3	141.6	147.4	147.2	147.4	141.6	144.3	141.6	141.0	142.1
155°	138.0	139.4	138.0	143.8	144.3	143.8	138.0	139.4	138.0	137.5	138.5
157.5°	135.8	136.8	136.2	141.4	141.8	141.4	136.2	136.8	135.8	135.8	136.2
160°	134.4	135.7	135.7	140.1	140.6	140.1	135.7	135.7	134.4	134.6	135.1
162.5°	134.1	134.1	134.5	138.9	139.9	138.9	134.5	134.1	134.1	134.1	134.8
165°	133.6	134.3	134.0	137.5	139.3	137.5	134.0	134.3	133.6	133.8	133.8
167.5°	134.0	133.3	134.3	137.8	139.5	137.8	134.3	133.3	134.0	134.1	134.1
170°	133.1	133.6	134.0	137.5	139.1	137.5	134.0	133.6	133.1	133.8	134.0
172.5°	134.7	134.7	134.9	137.6	140.1	137.6	134.9	134.7	134.7	134.9	135.6
175°	135.7	135.5	135.9	138.0	140.4	138.0	135.9	135.5	135.7	135.2	135.2
177.5°	135.0	136.0	136.9	139.2	142.1	139.2	136.9	136.0	135.0	135.2	135.2
180°	136.0	136.0	136.0	136.0	136.0	136.0	136.0	136.0	136.0	136.0	136.0



TEST NUMBER: P1432939

CATALOG NUMBER: EHBR1-30-UNV-TASM-L850-UPL12

CANDELA DISTRIBUTION (continued):

	247.5°	270°	292.5°	315°	337.5°	360°
0°	26779.4	26779.4	26779.4	26779.4	26779.4	26779.4
2.5°	26001.6	25984.5	26001.6	26183.3	26419.8	26763.8
5°	25397.5	25303.1	25397.5	25598.8	26033.2	26688.0
7.5°	24693.9	24639.2	24693.9	25030.9	25579.8	26506.8
10°	23953.3	23829.2	23953.3	24333.9	24981.2	26230.1
12.5°	23040.3	22876.2	23040.3	23433.6	24250.0	25788.6
15°	21879.4	21735.3	21879.4	22315.8	23262.8	25135.9
17.5°	20633.5	20503.0	20633.5	21012.7	22055.7	24215.9
20°	19068.8	18966.3	19068.8	19605.1	20628.5	23030.3
22.5°	17427.3	17331.4	17427.3	17903.8	18968.9	21543.9
25°	15496.0	15443.7	15496.0	16028.3	16991.4	19805.5
27.5°	13409.1	13320.2	13409.1	13965.9	14949.6	17760.7
30°	11276.9	11129.8	11276.9	11775.0	12655.8	15489.5
32.5°	9191.5	9085.5	9191.5	9546.5	10466.9	12946.5
35°	7175.8	7069.8	7175.8	7496.6	8400.5	10600.5
37.5°	5591.4	5404.2	5591.4	5797.3	6531.0	8319.2
40°	4240.7	4210.5	4240.7	4499.8	4969.4	6472.3
42.5°	3452.3	3370.5	3452.3	3563.8	3915.3	4904.0
45°	2832.7	2800.5	2832.7	2917.0	3153.0	3833.4
47.5°	2435.9	2450.1	2435.9	2490.2	2666.9	3121.8
50°	2140.1	2148.7	2140.1	2165.8	2283.8	2622.2
52.5°	1922.3	1914.7	1922.3	1924.7	1998.1	2252.7
55°	1729.4	1719.9	1729.4	1723.9	1778.2	1941.3
57.5°	1560.7	1567.8	1560.7	1553.2	1582.3	1704.8
60°	1410.1	1416.6	1410.1	1404.5	1423.6	1495.5
62.5°	1283.0	1287.0	1283.0	1282.5	1279.0	1334.3
65°	1169.5	1174.0	1169.5	1163.5	1157.9	1183.6
67.5°	1061.1	1061.1	1061.1	1050.5	1041.9	1067.1
70°	959.1	958.6	959.1	942.0	935.5	943.0
72.5°	836.6	848.6	836.6	824.1	823.6	824.5
75°	717.6	731.6	717.6	709.5	700.5	708.0
77.5°	597.0	618.7	597.0	590.6	586.0	581.0
80°	473.6	497.1	473.6	462.5	456.0	464.5
82.5°	350.0	367.6	350.0	336.4	335.9	340.0
85°	208.3	236.5	208.3	196.4	200.9	196.4
87.5°	66.8	85.4	66.8	63.8	70.3	68.8
90°	14.3	9.0	14.3	24.3	15.6	9.0
92.5°	21.6	13.1	21.6	38.8	20.2	11.7
95°	24.9	15.0	24.9	53.9	26.9	17.5
97.5°	27.5	19.4	27.5	61.9	32.8	26.7
100°	32.1	25.3	32.1	96.2	40.6	35.3
102.5°	67.8	42.5	67.8	203.7	75.5	53.1
105°	142.3	72.9	142.3	362.7	157.4	96.0
107.5°	254.5	125.6	254.5	478.6	278.1	181.1
110°	337.6	233.9	337.6	501.8	381.6	289.3



TEST NUMBER: P1432939

CATALOG NUMBER: EHBR1-30-UNV-TASM-L850-UPL12

CANDELA DISTRIBUTION (continued):

	247.5°	270°	292.5°	315°	337.5°	360°
112.5°	362.7	315.7	362.7	480.6	421.2	376.3
115°	348.8	332.2	348.8	429.2	411.3	409.2
117.5°	318.5	320.9	318.5	364.5	370.2	395.4
120°	283.5	297.2	283.5	304.4	323.4	357.1
122.5°	251.7	267.5	251.7	261.4	275.7	309.4
125°	224.0	240.3	224.0	230.9	234.8	262.6
127.5°	204.8	215.9	204.8	209.1	205.8	223.6
130°	190.2	199.4	190.2	195.9	187.1	195.7
132.5°	180.1	186.0	180.1	186.9	176.2	178.4
135°	171.4	176.1	171.4	178.4	168.8	167.7
137.5°	164.0	168.2	164.0	171.4	164.0	161.5
140°	157.8	161.2	157.8	165.3	159.4	158.1
142.5°	151.0	153.6	151.0	159.9	155.9	154.6
145°	146.7	148.6	146.7	155.8	153.2	153.1
147.5°	143.0	144.4	143.0	151.0	149.8	149.8
150°	139.5	140.9	139.5	147.0	145.7	146.4
152.5°	135.4	137.2	135.4	142.1	141.0	141.6
155°	133.1	134.9	133.1	138.5	137.5	138.0
157.5°	132.0	133.7	132.0	136.2	135.8	135.8
160°	131.6	132.8	131.6	135.1	134.6	134.4
162.5°	130.6	131.8	130.6	134.8	134.1	134.1
165°	130.9	131.4	130.9	133.8	133.8	133.6
167.5°	130.8	131.4	130.8	134.1	134.1	134.0
170°	131.3	131.8	131.3	134.0	133.8	133.1
172.5°	132.3	132.9	132.3	135.6	134.9	134.7
175°	132.7	133.2	132.7	135.2	135.2	135.7
177.5°	133.9	134.4	133.9	135.2	135.2	135.0
180°	136.0	136.0	136.0	136.0	136.0	136.0



TEST NUMBER: P1432939
 CATALOG NUMBER: EHBR1-30-UNV-TASM-L850-UPL12

CIE UGR TABLE:

Reflectances:											
Ceiling		0.7	0.7	0.5	0.5	0.3	0.7	0.7	0.5	0.5	0.3
Wall		0.5	0.3	0.5	0.3	0.3	0.5	0.3	0.5	0.3	0.3
Reference plane		0.2	0.2	0.2	0.2	0.2	0.2	0.2	0.2	0.2	0.2
Room dimensions		Viewed crosswise					Viewed endwise				
X=2H	Y=2H	17.66	18.80	18.09	19.20	19.62	16.98	18.12	17.41	18.52	18.94
	3H	19.21	20.23	19.66	20.64	21.10	18.83	19.85	19.28	20.26	20.72
	4H	19.84	20.80	20.32	21.23	21.71	19.61	20.56	20.08	20.99	21.47
	6H	20.33	21.20	20.81	21.65	22.14	20.25	21.13	20.74	21.58	22.07
	8H	20.48	21.31	20.98	21.78	22.28	20.48	21.30	20.98	21.77	22.27
	12H	20.55	21.34	21.05	21.80	22.33	20.60	21.39	21.11	21.85	22.38
4H	2H	18.08	19.03	18.55	19.46	19.94	17.55	18.51	18.03	18.94	19.42
	3H	19.87	20.66	20.36	21.14	21.64	19.61	20.40	20.10	20.88	21.38
	4H	20.65	21.35	21.15	21.85	22.39	20.52	21.23	21.03	21.72	22.26
	6H	21.27	21.87	21.80	22.39	22.95	21.29	21.90	21.83	22.42	22.98
	8H	21.46	22.03	22.00	22.55	23.11	21.56	22.13	22.10	22.65	23.21
	12H	21.57	22.07	22.12	22.62	23.19	21.73	22.23	22.29	22.79	23.35
8H	4H	20.90	21.47	21.44	21.99	22.55	20.80	21.37	21.34	21.89	22.45
	6H	21.64	22.10	22.21	22.67	23.24	21.71	22.17	22.28	22.74	23.31
	8H	21.91	22.32	22.50	22.91	23.49	22.06	22.47	22.65	23.05	23.64
	12H	22.09	22.45	22.67	23.01	23.67	22.31	22.67	22.89	23.23	23.89
12H	4H	20.91	21.41	21.47	21.96	22.53	20.81	21.31	21.37	21.87	22.43
	6H	21.68	22.10	22.27	22.68	23.26	21.75	22.16	22.34	22.75	23.33
	8H	22.00	22.36	22.59	22.93	23.59	22.16	22.52	22.74	23.08	23.74

Cooper Lighting Solutions Photometric Lab
1121 Highway 74 South
Peachtree City, GA 30269



LM-79-2019: Approved Method: Electrical and Photometric Measurements of Solid-State Lighting Products

Report Prepared for

Cooper Lighting Solutions

Metalux

Report Number: SP1-2506-472-4

Test Date: 07/31/2025

Luminaire Tested: EHBR-60-L850-N

Data in this report applies to families of products including EHBR-60-L850-N

Test Information

Test Method: LM-79-2019
 Report Number: SP1-2506-472-4
 Test Lab: COOPER LIGHTING SOLUTIONS
 Photometer: SP1 - 76IN SPHERE
 Measurement Geometry: 4π
 Issue Date: 08/05/2025
 Manufacturer: COOPER LIGHTING SOLUTIONS
 Product Line: Metalux
 Catalog Number: **EHBR-60-L850-N**
 Description: Elevate Round Highbay at, 60000 lumens, 5000K 80CRI LEDs with N lens

Spectral Parameters

CCT (K): 4875
 CIE u': 0.2124
 CIE v': 0.4871
 Duv: 0.0005
 CIE x: 0.3488
 CIE y: 0.3555
 CIE z: 0.2957
 Peak Wavelength (nm): 630
 Dominant Wavelength (nm): 573
 Purity: 11.33556
 Rf: 80
 Rg: 102.3

CRI (Ra):	82.3		
R1:	85.0	R9:	43.9
R2:	83.1	R10:	57.4
R3:	78.8	R11:	83.1
R4:	84.0	R12:	51.0
R5:	83.0	R13:	83.4
R6:	76.3	R14:	87.4
R7:	86.8	R15:	83.4
R8:	81.7		



Test Conditions

Stabilization Time: 39M
 Operation Time: 1H 39M
 Sphere Temperature (°C): 25.0

REPORT NUMBER: SP1-2506-472-4

Measurement and Test Equipment			
Instrument	Identification Number	Calibration Date	Calibration Due Date
Photometer	76INCH SPHERE IN0058	6/16/2025	12/16/2025
Power Meter	XITRON INXT2011004	1/21/2025	1/21/2026
AC Power Source	CHROMA 61603 IN0063	10/22/2024	10/22/2025
DC Power Source	AGILENT E3634A IN0208	10/22/2024	10/22/2025
Sphere Thermometer	ONSET IN0085	10/22/2024	10/22/2025
Room Thermometer	ONSET IN0046	10/22/2024	10/22/2025

REPORT NUMBER: SP1-2506-472-4

CIE 1931 Chromaticity Diagram



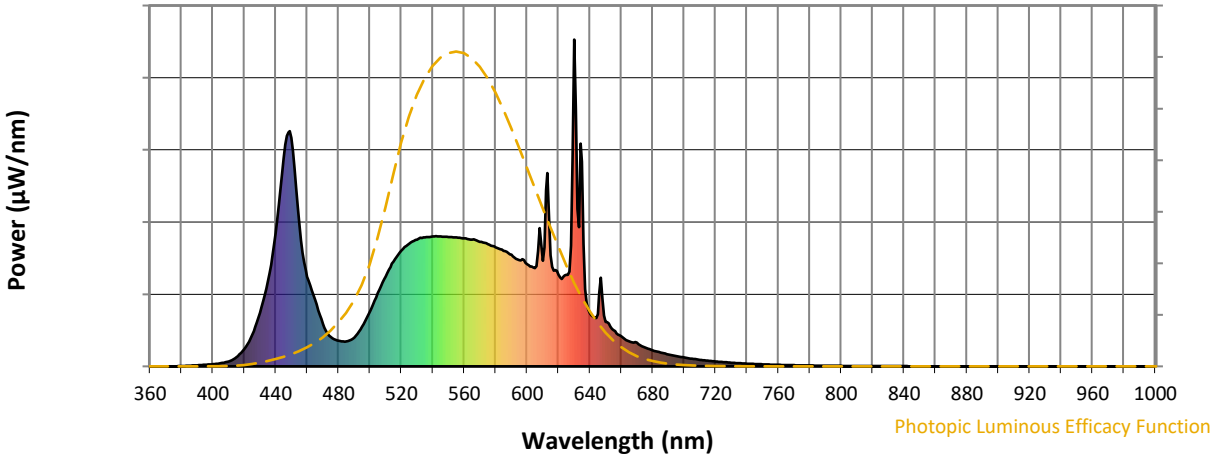
CIE 1931 Chromaticity Diagram with 2017 ANSI 7-Step and 4-Step Quadrangles



Point lies inside the ANSI 5000K 4-step quadrangle

REPORT NUMBER: SP1-2506-472-4

Photopic Flux vs. Wavelength



Photopic Lumens: NR

λ (nm)	Power W [^] /nm	Lumens (φ/nm)	λ (nm)	Power W [^] /nm	Lumens (φ/nm)	λ (nm)	Power W [^] /nm	Lumens (φ/nm)	λ (nm)	Power W [^] /nm	Lumens (φ/nm)	λ (nm)	Power W [^] /nm	Lumens (φ/nm)
360	0	NR	490	89	NR	620	280	NR	750	6	NR	880	0	NR
365	0	NR	495	121	NR	625	280	NR	755	5	NR	885	0	NR
370	0	NR	500	168	NR	630	1000	NR	760	5	NR	890	0	NR
375	0	NR	505	224	NR	635	626	NR	765	4	NR	895	0	NR
380	1	NR	510	275	NR	640	163	NR	770	4	NR	900	0	NR
385	2	NR	515	321	NR	645	160	NR	775	3	NR	905	0	NR
390	3	NR	520	354	NR	650	136	NR	780	3	NR	910	0	NR
395	5	NR	525	375	NR	655	111	NR	785	2	NR	915	0	NR
400	7	NR	530	388	NR	660	93	NR	790	2	NR	920	0	NR
405	10	NR	535	395	NR	665	76	NR	795	2	NR	925	0	NR
410	15	NR	540	397	NR	670	72	NR	800	2	NR	930	0	NR
415	28	NR	545	398	NR	675	57	NR	805	1	NR	935	0	NR
420	53	NR	550	396	NR	680	49	NR	810	1	NR	940	0	NR
425	97	NR	555	395	NR	685	42	NR	815	1	NR	945	0	NR
430	163	NR	560	392	NR	690	37	NR	820	1	NR	950	0	NR
435	261	NR	565	388	NR	695	32	NR	825	1	NR	955	0	NR
440	409	NR	570	381	NR	700	27	NR	830	1	NR	960	0	NR
445	637	NR	575	374	NR	705	23	NR	835	1	NR	965	0	NR
450	699	NR	580	365	NR	710	20	NR	840	1	NR	970	0	NR
455	436	NR	585	354	NR	715	17	NR	845	0	NR	975	0	NR
460	274	NR	590	342	NR	720	15	NR	850	0	NR	980	0	NR
465	205	NR	595	325	NR	725	13	NR	855	0	NR	985	0	NR
470	130	NR	600	313	NR	730	11	NR	860	0	NR	990	0	NR
475	90	NR	605	301	NR	735	10	NR	865	0	NR	995	0	NR
480	78	NR	610	323	NR	740	8	NR	870	0	NR	1000	0	NR
485	77	NR	615	340	NR	745	7	NR	875	0	NR			

REPORT NUMBER: SP1-2506-472-4

Scotopic Flux vs. Wavelength



Scotopic Lumens: NR

S/P: 1.82

λ (nm)	Power W [^] /nm	Lumens (φ/nm)	λ (nm)	Power W [^] /nm	Lumens (φ/nm)	λ (nm)	Power W [^] /nm	Lumens (φ/nm)	λ (nm)	Power W [^] /nm	Lumens (φ/nm)	λ (nm)	Power W [^] /nm	Lumens (φ/nm)
360	0	NR	490	89	NR	620	280	NR	750	6	NR	880	0	NR
365	0	NR	495	121	NR	625	280	NR	755	5	NR	885	0	NR
370	0	NR	500	168	NR	630	1000	NR	760	5	NR	890	0	NR
375	0	NR	505	224	NR	635	626	NR	765	4	NR	895	0	NR
380	1	NR	510	275	NR	640	163	NR	770	4	NR	900	0	NR
385	2	NR	515	321	NR	645	160	NR	775	3	NR	905	0	NR
390	3	NR	520	354	NR	650	136	NR	780	3	NR	910	0	NR
395	5	NR	525	375	NR	655	111	NR	785	2	NR	915	0	NR
400	7	NR	530	388	NR	660	93	NR	790	2	NR	920	0	NR
405	10	NR	535	395	NR	665	76	NR	795	2	NR	925	0	NR
410	15	NR	540	397	NR	670	72	NR	800	2	NR	930	0	NR
415	28	NR	545	398	NR	675	57	NR	805	1	NR	935	0	NR
420	53	NR	550	396	NR	680	49	NR	810	1	NR	940	0	NR
425	97	NR	555	395	NR	685	42	NR	815	1	NR	945	0	NR
430	163	NR	560	392	NR	690	37	NR	820	1	NR	950	0	NR
435	261	NR	565	388	NR	695	32	NR	825	1	NR	955	0	NR
440	409	NR	570	381	NR	700	27	NR	830	1	NR	960	0	NR
445	637	NR	575	374	NR	705	23	NR	835	1	NR	965	0	NR
450	699	NR	580	365	NR	710	20	NR	840	1	NR	970	0	NR
455	436	NR	585	354	NR	715	17	NR	845	0	NR	975	0	NR
460	274	NR	590	342	NR	720	15	NR	850	0	NR	980	0	NR
465	205	NR	595	325	NR	725	13	NR	855	0	NR	985	0	NR
470	130	NR	600	313	NR	730	11	NR	860	0	NR	990	0	NR
475	90	NR	605	301	NR	735	10	NR	865	0	NR	995	0	NR
480	78	NR	610	323	NR	740	8	NR	870	0	NR	1000	0	NR
485	77	NR	615	340	NR	745	7	NR	875	0	NR			

REPORT NUMBER: SP1-2506-472-4

Melanopic Flux vs. Wavelength



Melanopic Lumens: NR

M/P: 3.71

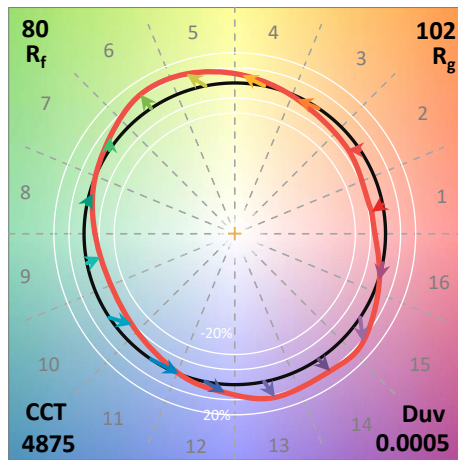
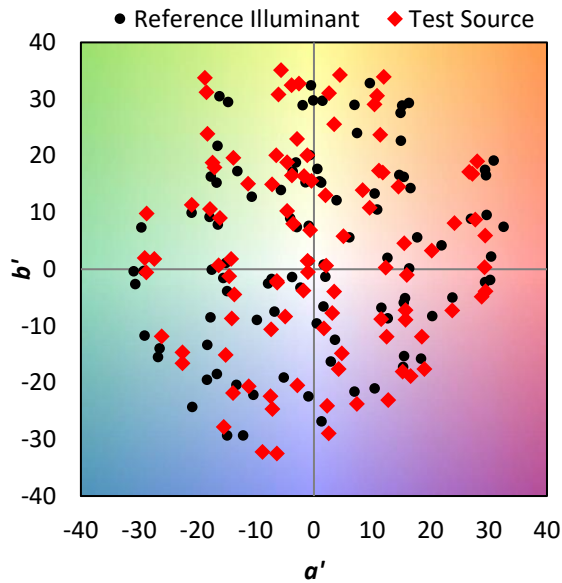
λ (nm)	Power W [^] /nm	Lumens (φ/nm)	λ (nm)	Power W [^] /nm	Lumens (φ/nm)	λ (nm)	Power W [^] /nm	Lumens (φ/nm)	λ (nm)	Power W [^] /nm	Lumens (φ/nm)	λ (nm)	Power W [^] /nm	Lumens (φ/nm)
360	0	NR	490	89	NR	620	280	NR	750	6	NR	880	0	NR
365	0	NR	495	121	NR	625	280	NR	755	5	NR	885	0	NR
370	0	NR	500	168	NR	630	1000	NR	760	5	NR	890	0	NR
375	0	NR	505	224	NR	635	626	NR	765	4	NR	895	0	NR
380	1	NR	510	275	NR	640	163	NR	770	4	NR	900	0	NR
385	2	NR	515	321	NR	645	160	NR	775	3	NR	905	0	NR
390	3	NR	520	354	NR	650	136	NR	780	3	NR	910	0	NR
395	5	NR	525	375	NR	655	111	NR	785	2	NR	915	0	NR
400	7	NR	530	388	NR	660	93	NR	790	2	NR	920	0	NR
405	10	NR	535	395	NR	665	76	NR	795	2	NR	925	0	NR
410	15	NR	540	397	NR	670	72	NR	800	2	NR	930	0	NR
415	28	NR	545	398	NR	675	57	NR	805	1	NR	935	0	NR
420	53	NR	550	396	NR	680	49	NR	810	1	NR	940	0	NR
425	97	NR	555	395	NR	685	42	NR	815	1	NR	945	0	NR
430	163	NR	560	392	NR	690	37	NR	820	1	NR	950	0	NR
435	261	NR	565	388	NR	695	32	NR	825	1	NR	955	0	NR
440	409	NR	570	381	NR	700	27	NR	830	1	NR	960	0	NR
445	637	NR	575	374	NR	705	23	NR	835	1	NR	965	0	NR
450	699	NR	580	365	NR	710	20	NR	840	1	NR	970	0	NR
455	436	NR	585	354	NR	715	17	NR	845	0	NR	975	0	NR
460	274	NR	590	342	NR	720	15	NR	850	0	NR	980	0	NR
465	205	NR	595	325	NR	725	13	NR	855	0	NR	985	0	NR
470	130	NR	600	313	NR	730	11	NR	860	0	NR	990	0	NR
475	90	NR	605	301	NR	735	10	NR	865	0	NR	995	0	NR
480	78	NR	610	323	NR	740	8	NR	870	0	NR	1000	0	NR
485	77	NR	615	340	NR	745	7	NR	875	0	NR			

Summary

$R_f = 80$
 $R_g = 102.3$
 $CIE R_a = 82.3$
 $R_9 = 43.9$



Color Vector Graphics

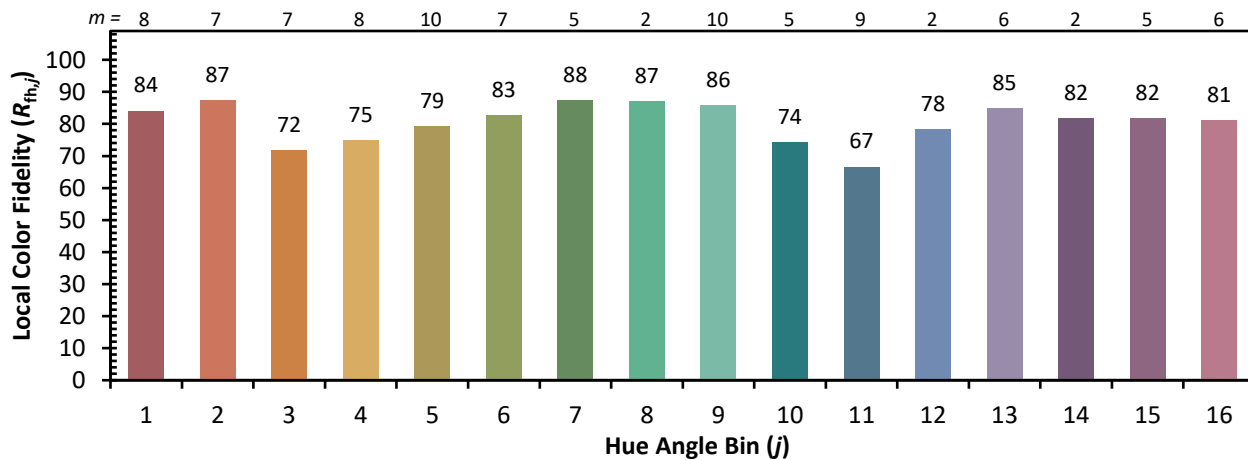
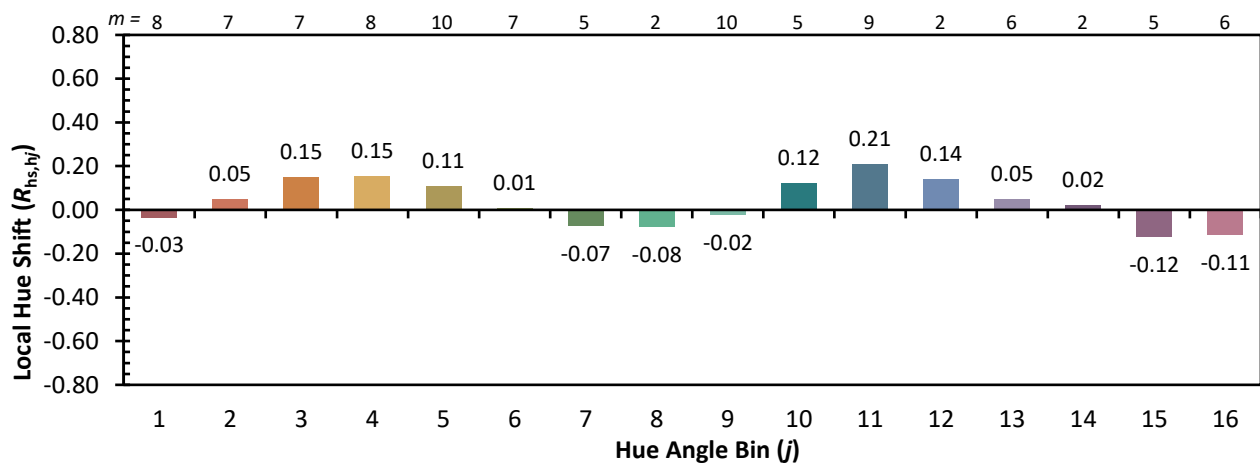
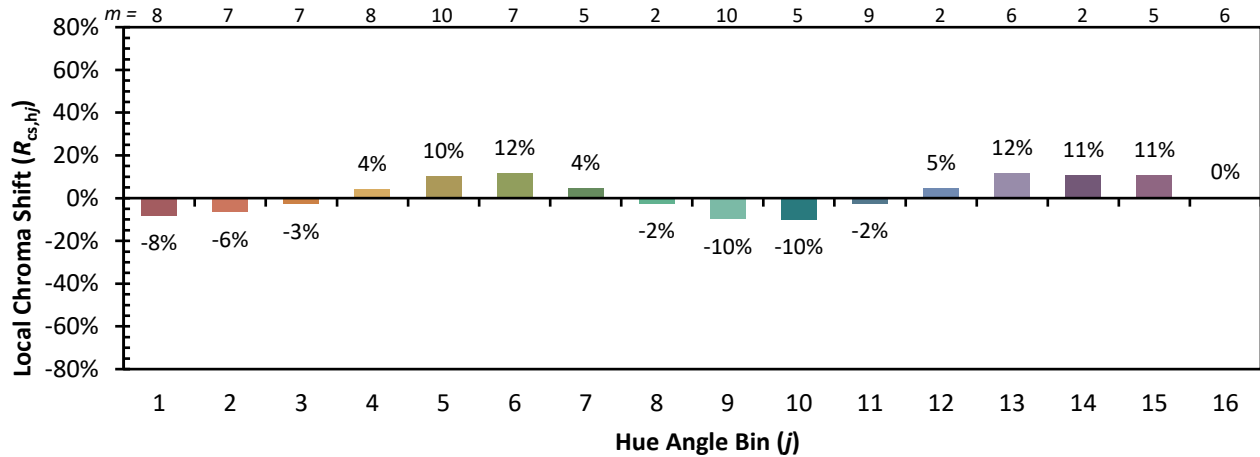


Individual Sample Fidelity Index ($R_{f,i}$)

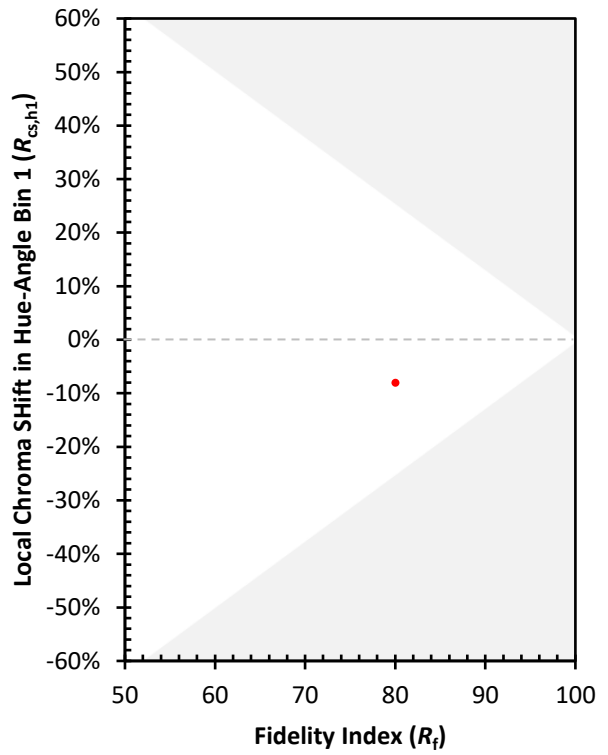
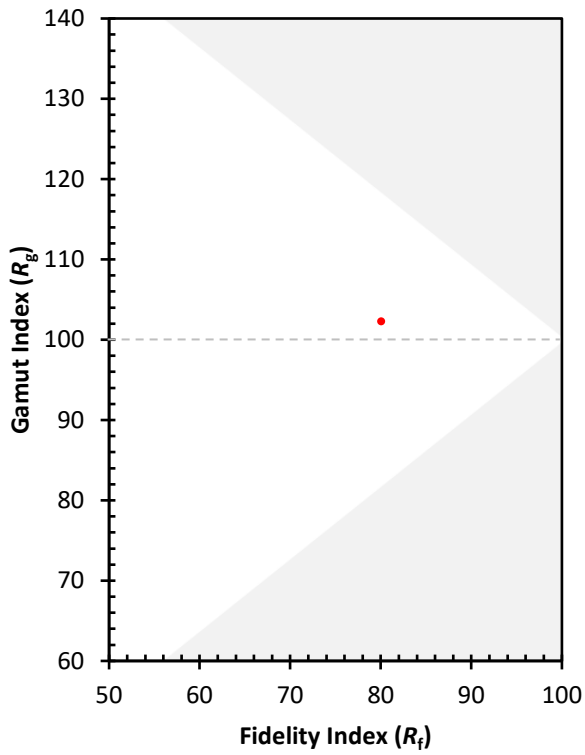
CES01 = 85	CES26 = 67	CES51 = 92	CES76 = 54
CES02 = 60	CES27 = 88	CES52 = 91	CES77 = 71
CES03 = 31	CES28 = 81	CES53 = 82	CES78 = 55
CES04 = 69	CES29 = 66	CES54 = 92	CES79 = 81
CES05 = 47	CES30 = 80	CES55 = 90	CES80 = 75
CES06 = 50	CES31 = 69	CES56 = 81	CES81 = 79
CES07 = 40	CES32 = 61	CES57 = 80	CES82 = 90
CES08 = 39	CES33 = 76	CES58 = 81	CES83 = 87
CES09 = 29	CES34 = 68	CES59 = 93	CES84 = 87
CES10 = 73	CES35 = 82	CES60 = 94	CES85 = 82
CES11 = 56	CES36 = 95	CES61 = 91	CES86 = 83
CES12 = 62	CES37 = 75	CES62 = 89	CES87 = 78
CES13 = 42	CES38 = 87	CES63 = 80	CES88 = 85
CES14 = 74	CES39 = 94	CES64 = 79	CES89 = 81
CES15 = 71	CES40 = 87	CES65 = 75	CES90 = 86
CES16 = 46	CES41 = 91	CES66 = 72	CES91 = 80
CES17 = 48	CES42 = 71	CES67 = 69	CES92 = 77
CES18 = 56	CES43 = 72	CES68 = 75	CES93 = 86
CES19 = 70	CES44 = 99	CES69 = 80	CES94 = 71
CES20 = 65	CES45 = 81	CES70 = 66	CES95 = 79
CES21 = 85	CES46 = 83	CES71 = 59	CES96 = 86
CES22 = 77	CES47 = 83	CES72 = 87	CES97 = 85
CES23 = 91	CES48 = 83	CES73 = 56	CES98 = 82
CES24 = 90	CES49 = 82	CES74 = 95	CES99 = 84
CES25 = 71	CES50 = 91	CES75 = 58	



Color Rendition by Hue-Angle Bin



Measure Comparisons



(END OF REPORT)