

Cooper Lighting Solutions Photometric Lab
1121 Highway 74 South
Peachtree City, GA 30269



Scaled data based on original data using
LM-79-2019 Approved Method: Electrical and Photometric Measurements of Solid-
State Lighting Products

Test Report Prepared for
Cooper Lighting Solutions

Brand: METALUX

Report Number: P1432971

Luminaire Tested: EHBR1-36-UNV-ASM-L850-UPL12

Issue Date: 3/20/2026

Test Information

Test Method: LM-79-2019
Report Number: P1432971
REPORT IS A COMBINATION OF REPORTS P1431772 AND P1431635
Test Lab: INNOVATION CENTER
Issue Date: 3/20/2026
Manufacturer: COOPER LIGHTING SOLUTIONS
Product Line: METALUX
Catalog Number: EHBR1-36-UNV-ASM-L850-UPL12
Description: Elevate Round Highbay at, 36000 lumens, 5000K 80CRI LEDs with ASM lens
Light Source: -
Ballast/Driver: -

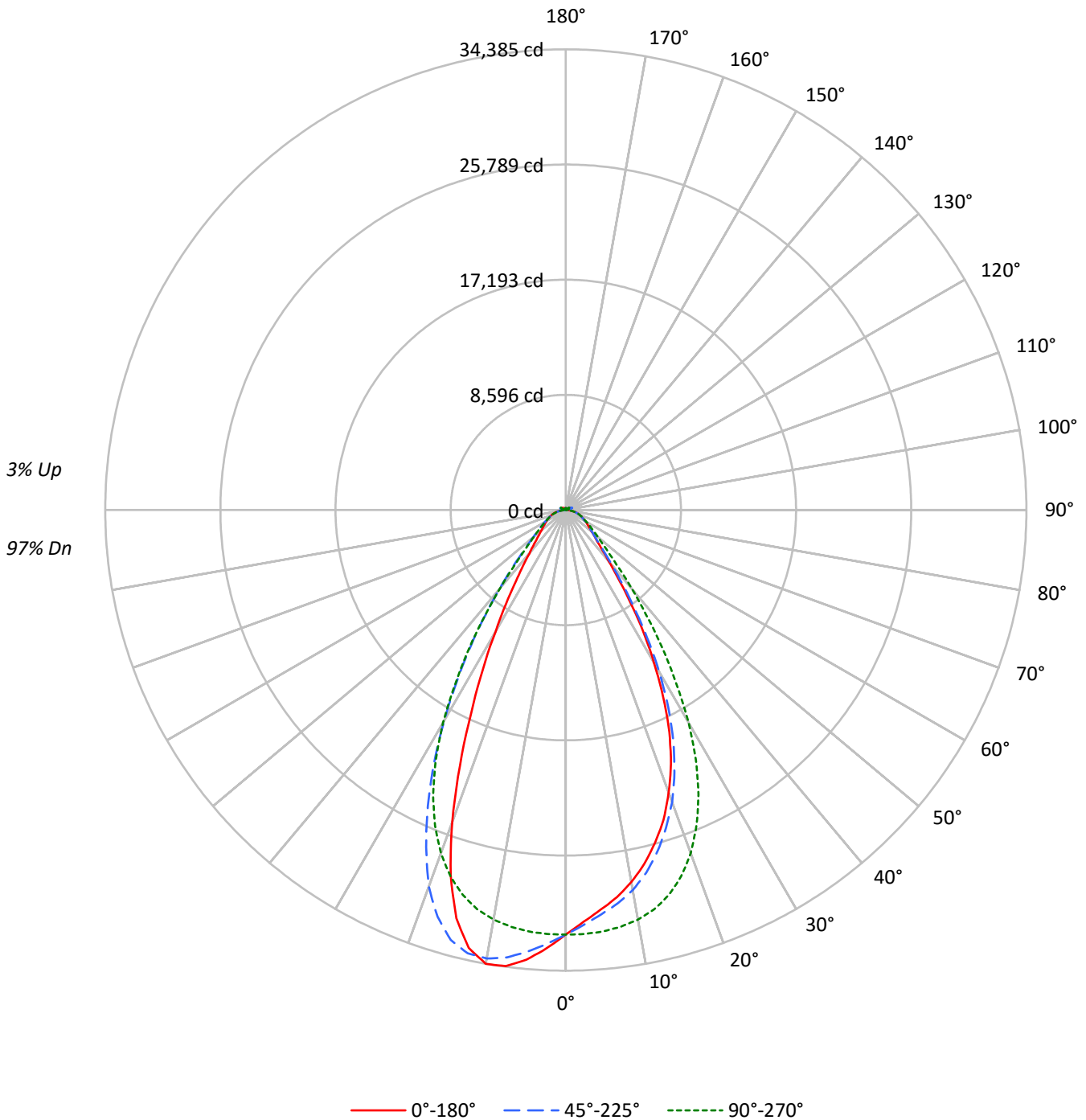
Summary

Lumens per Lamp: N/A
Luminaire Lumens: 36620.0 lumens
Efficiency: N/A
Efficacy: 184.2 lumens/watt
Spacing Criteria (0/90/45): 0.84 / 0.99 / 0.92
Luminous Opening: Vertical Cylinder (Dia: 1.71' x H: 0.1')
CIE Type: Direct

Input Watts (W): 198.8
Input Voltage (V): NR
Input Current (Ain): NR
Voltage Rise (V): NR
Power Factor: NR
Total Harmonic Distortion (THDi): NR
Frequency (hertz): 60
Stabilization Time: NR
Operation Time: NR
Ambient Temperature (°C): NR
Test Distance: 24 FT

TEST NUMBER: P1432971
CATALOG NUMBER: EHBR1-36-UNV-ASM-L850-UPL12

Luminous Intensity Polar Plot





TEST NUMBER: P1432971
 CATALOG NUMBER: EHBR1-36-UNV-ASM-L850-UPL12

COEFFICIENT OF UTILIZATION - ZONAL CAVITY METHOD:

RF	20				20				20				20				20			
RC	80				70				50				30				10		0	
RW	70	50	30	10	70	50	30	10	50	30	10	50	30	10	50	30	10	50	30	10
RCR																				
0	118	118	118	118	115	115	115	115	109	109	109	104	104	104	99	99	99	99	97	
1	111	108	105	102	108	105	102	100	100	98	96	96	94	93	92	91	89	89	87	
2	104	98	93	89	102	96	92	88	92	89	85	89	86	83	85	83	81	81	79	
3	98	90	84	79	95	88	83	78	85	80	77	82	78	75	79	76	73	73	72	
4	92	83	76	71	90	81	75	71	79	74	69	76	72	68	74	70	67	67	65	
5	86	77	70	65	84	75	69	64	73	68	63	71	66	63	69	65	62	62	60	
6	81	71	64	59	80	70	64	59	68	63	58	66	61	58	65	60	57	57	55	
7	77	66	60	55	75	66	59	54	64	58	54	62	57	53	61	56	53	53	51	
8	73	62	55	51	71	61	55	51	60	54	50	59	53	50	57	53	49	49	48	
9	69	58	52	47	68	58	51	47	56	51	47	55	50	46	54	49	46	46	45	
10	66	55	48	44	64	54	48	44	53	48	44	52	47	43	51	46	43	43	42	

AVERAGE LUMINANCE (cd/sqm):

	0°	45°	90°	135°	180°
0°	148812	148812	148812	148812	148812
5°	140231	141870	147907	155000	157788
10°	132717	135528	146088	159976	161839
15°	122595	125869	141775	158335	150399
20°	109197	112875	132595	145541	120600
25°	91512	94975	117357	122076	83558
30°	68469	72438	95290	94338	54361
35°	45582	48334	68345	67241	35205
40°	28746	30721	44187	44471	24265
45°	20482	21334	28037	29241	18797
50°	17060	17196	20821	21362	15972
55°	15059	15095	16999	17447	14550
60°	13944	13825	14719	15030	13860
65°	13310	13191	13419	13680	13367
70°	12928	12704	12718	12961	13097
75°	12291	11919	11893	12316	12670
80°	11183	10402	10447	11183	11962
85°	8144	6759	6759	7728	8539

MAXIMUM LUMINANCE 45°-90°:

Horizontal Angle: 112.5°
 Vertical Angle: 45°
 Luminance: 39418 cd/sqm



TEST NUMBER: P1432971
 CATALOG NUMBER: EHBR1-36-UNV-ASM-L850-UPL12

ZONAL LUMENS:

Zone	Lumens	% Fixture
0°-10°	3013.1	8.2
10°-20°	8197.3	22.4
20°-30°	9613.8	26.3
30°-40°	6685.8	18.3
40°-50°	3322.5	9.1
50°-60°	1987.2	5.4
60°-70°	1398.7	3.8
70°-80°	901.0	2.5
80°-90°	288.3	0.8
90°-100°	32.9	0.1
100°-110°	209.0	0.6
110°-120°	385.0	1.1
120°-130°	229.7	0.6
130°-140°	140.2	0.4
140°-150°	98.2	0.3
150°-160°	65.4	0.2
160°-170°	38.8	0.1
170°-180°	13.2	0.0
0°-30°	20824.1	56.9
0°-40°	27509.9	75.1
0°-60°	32819.6	89.6
0°-90°	35407.6	96.7
90°-120°	626.9	1.7
90°-150°	1095.0	3.0
90°-180°	1212.0	3.3
0°-180°	36620.0	100.0

CANDELA DISTRIBUTION:

	0°	45°	90°	135°	180°	Flux
0°	31688	31688	31688	31688	31688	
5°	29942	30292	31580	33095	33690	2808
15°	25720	26407	29744	33218	31553	7172
25°	18275	18966	23436	24378	16686	8246
35°	8366	8871	12544	12341	6461	5329
45°	3314	3452	4536	4731	3041	2679
55°	2035	2040	2297	2358	1966	1847
65°	1389	1377	1401	1428	1395	1380
75°	866	840	838	868	892	914
85°	280	232	232	266	294	288
90°	9	24	9	27	13	18
95°	15	54	18	47	19	15
105°	73	363	96	388	52	97
115°	332	429	410	476	352	306
125°	241	231	263	257	278	219
135°	176	179	168	187	195	138
145°	150	157	154	157	162	95
155°	137	140	140	140	146	64
165°	134	136	136	137	142	38
175°	136	138	139	139	144	13
180°	139	139	139	139	139	



TEST NUMBER: P1432971
 CATALOG NUMBER: EHBR1-36-UNV-ASM-L850-UPL12

CANDELA DISTRIBUTION (FULL):

	0°	22.5°	45°	67.5°	90°	112.5°	135°	157.5°	180°
0°	31688.5	31688.5	31688.5	31688.5	31688.5	31688.5	31688.5	31688.5	31688.5
2.5°	30747.9	30768.1	30983.1	31263.0	31670.0	32079.5	32411.0	32629.7	32737.8
5°	29941.5	30053.2	30291.5	30805.5	31580.4	32400.4	33095.0	33549.6	33690.3
7.5°	29155.9	29220.8	29619.5	30268.9	31365.8	32643.4	33675.5	34206.1	34335.7
10°	28197.5	28344.3	28794.7	29560.6	31038.4	32796.6	33989.2	34369.5	34385.0
12.5°	27069.7	27264.0	27729.2	28695.4	30516.1	32742.0	33884.0	33759.3	33475.8
15°	25719.7	25890.2	26406.6	27527.3	29743.7	32418.2	33217.9	32202.4	31552.9
17.5°	24261.4	24416.0	24864.6	26098.7	28655.1	31812.1	31827.5	29818.5	28593.3
20°	22443.2	22564.4	23199.1	24410.1	27252.1	30840.0	29913.0	26238.4	24786.8
22.5°	20508.5	20621.9	21185.9	22446.1	25493.2	29529.1	27246.7	22636.9	20656.4
25°	18274.8	18336.6	18966.5	20106.2	23436.1	27923.0	24378.5	18712.8	16686.5
27.5°	15762.0	15867.1	16526.1	17690.1	21016.5	25887.2	21324.4	15291.4	13422.0
30°	13170.0	13344.2	13933.5	14975.9	18328.9	23277.5	18145.9	12177.7	10456.3
32.5°	10751.0	10876.3	11296.4	12385.6	15319.9	20719.5	15093.4	9757.5	8299.3
35°	8365.9	8491.2	8871.0	9940.5	12543.7	17519.0	12341.1	7667.0	6461.4
37.5°	6394.9	6616.5	6860.1	7728.2	9844.2	14495.1	9837.7	6173.9	5240.9
40°	4982.4	5018.1	5324.7	5880.2	7658.7	11333.9	7708.0	4928.4	4205.8
42.5°	3988.3	4085.2	4217.1	4633.0	5803.0	8666.5	6058.5	4044.8	3572.3
45°	3313.9	3351.9	3451.7	3731.1	4536.2	6377.6	4731.1	3412.5	3041.2
47.5°	2899.2	2882.5	2946.7	3155.8	3694.2	4929.0	3834.4	2927.1	2666.8
50°	2542.6	2532.5	2562.8	2702.4	3103.0	3782.1	3183.7	2555.1	2380.4
52.5°	2265.7	2274.6	2277.6	2364.4	2665.6	3084.5	2711.3	2277.0	2159.4
55°	2035.1	2046.4	2039.9	2104.1	2297.2	2593.1	2357.8	2047.6	1966.3
57.5°	1855.1	1846.8	1837.9	1872.4	2017.3	2199.8	2047.6	1852.1	1798.1
60°	1676.3	1668.5	1662.0	1684.5	1769.5	1905.1	1806.9	1681.6	1666.2
62.5°	1523.0	1518.2	1517.7	1513.4	1578.9	1664.4	1597.8	1528.3	1514.6
65°	1389.3	1383.9	1376.8	1370.2	1400.6	1480.1	1427.9	1390.4	1395.2
67.5°	1255.6	1255.6	1243.1	1233.0	1262.6	1304.3	1281.7	1260.3	1265.7
70°	1134.4	1134.9	1114.7	1107.1	1115.9	1160.5	1137.3	1140.3	1149.2
72.5°	1004.2	990.0	975.1	974.5	975.7	1010.2	1002.4	1009.5	1019.0
75°	865.8	849.1	839.6	829.0	837.8	863.9	867.6	877.7	892.5
77.5°	732.1	706.5	698.8	693.4	687.5	717.2	728.5	742.1	764.1
80°	588.3	560.3	547.2	539.6	549.6	563.3	588.3	598.3	629.3
82.5°	435.0	414.1	398.1	397.5	402.3	414.7	436.1	455.2	473.0
85°	279.9	246.6	232.3	237.7	232.3	251.4	265.6	288.2	293.5
87.5°	101.0	79.1	75.4	83.2	81.4	87.3	99.8	108.7	109.3
90°	9.1	14.4	24.4	15.7	9.1	15.7	26.8	16.7	13.3
92.5°	13.2	21.7	38.9	20.3	11.8	20.9	37.4	21.3	16.6
95°	15.1	25.0	54.0	27.0	17.7	25.5	47.2	23.3	19.3
97.5°	19.6	27.6	62.0	32.9	26.9	31.5	53.2	24.7	22.5
100°	25.5	32.2	96.3	40.8	35.5	35.5	96.1	27.9	25.1
102.5°	42.7	67.9	203.8	75.7	53.3	69.1	221.4	53.6	29.8
105°	73.1	142.4	362.8	157.6	96.2	156.2	388.3	133.4	52.2
107.5°	125.8	254.6	478.8	278.3	181.3	290.1	499.8	260.1	116.1
110°	234.1	337.7	502.0	381.8	289.5	404.9	545.3	355.1	230.9



TEST NUMBER: P1432971

CATALOG NUMBER: EHBR1-36-UNV-ASM-L850-UPL12

CANDELA DISTRIBUTION (continued):

	0°	22.5°	45°	67.5°	90°	112.5°	135°	157.5°	180°
112.5°	315.9	362.8	480.8	421.4	376.5	451.1	532.8	393.4	318.0
115°	332.4	348.9	429.4	411.5	409.5	444.5	476.0	392.0	352.4
117.5°	321.1	318.6	364.7	370.5	395.7	406.9	411.4	368.3	354.3
120°	297.4	283.6	304.6	323.7	357.4	352.7	347.3	333.3	334.5
122.5°	267.7	251.9	261.7	276.1	309.8	299.9	293.9	298.3	307.5
125°	240.6	224.2	231.3	235.2	263.0	253.0	256.9	268.0	277.7
127.5°	216.2	205.0	209.5	206.2	224.0	219.3	229.9	242.2	250.7
130°	199.7	190.5	196.3	187.6	196.2	197.0	210.7	221.7	226.9
132.5°	186.4	180.4	187.5	176.9	179.0	183.7	196.8	206.5	209.8
135°	176.5	171.8	179.0	169.5	168.4	175.0	187.4	193.3	195.3
137.5°	168.6	164.5	172.2	164.9	162.3	169.1	178.2	183.4	182.7
140°	161.8	158.4	166.2	160.3	158.9	165.7	169.6	175.4	175.4
142.5°	154.4	151.8	161.0	157.0	155.7	161.7	163.7	168.2	167.5
145°	149.7	147.7	157.0	154.3	154.3	158.9	157.0	162.3	161.5
147.5°	145.7	144.3	152.3	151.0	151.0	154.3	152.4	157.0	156.1
150°	142.2	140.9	148.2	147.0	147.6	150.3	147.1	152.3	152.7
152.5°	138.8	136.8	143.5	142.2	142.9	145.6	142.9	148.8	148.7
155°	136.6	134.8	140.1	138.9	139.5	140.9	139.5	145.4	146.0
157.5°	135.8	133.9	138.0	137.4	137.4	138.6	138.0	143.2	143.8
160°	135.0	133.7	137.1	136.5	136.4	137.7	137.7	142.2	142.8
162.5°	134.2	132.9	136.9	136.2	136.2	136.2	136.8	141.4	142.5
165°	134.0	133.4	136.1	136.1	136.0	136.7	136.6	140.5	142.3
167.5°	134.0	133.4	136.6	136.6	136.6	136.0	137.2	141.0	142.8
170°	134.6	134.0	136.6	136.5	135.9	136.5	137.0	140.9	142.6
172.5°	135.9	135.3	138.5	137.8	137.7	137.7	138.2	141.3	143.8
175°	136.3	135.8	138.3	138.3	138.9	138.8	139.4	141.7	144.3
177.5°	137.6	137.0	138.3	138.3	138.2	139.4	140.6	143.0	146.2
180°	139.4	139.4	139.4	139.4	139.4	139.4	139.4	139.4	139.4



TEST NUMBER: P1432971
 CATALOG NUMBER: EHBR1-36-UNV-ASM-L850-UPL12

CIE UGR TABLE:

Reflectances:											
Ceiling		0.7	0.7	0.5	0.5	0.3	0.7	0.7	0.5	0.5	0.3
Wall		0.5	0.3	0.5	0.3	0.3	0.5	0.3	0.5	0.3	0.3
Reference plane		0.2	0.2	0.2	0.2	0.2	0.2	0.2	0.2	0.2	0.2
Room dimensions		Viewed crosswise					Viewed endwise				
X=2H	Y=2H	17.61	18.76	18.04	19.15	19.55	18.37	19.53	18.80	19.91	20.32
	3H	19.43	20.45	19.87	20.86	21.31	19.94	20.96	20.38	21.37	21.82
	4H	20.16	21.12	20.63	21.54	22.01	20.58	21.54	21.05	21.96	22.43
	6H	20.73	21.62	21.21	22.06	22.53	21.08	21.96	21.56	22.40	22.88
	8H	20.92	21.75	21.41	22.21	22.70	21.24	22.07	21.73	22.53	23.02
	12H	21.02	21.82	21.51	22.27	22.78	21.32	22.12	21.81	22.57	23.08
4H	2H	18.13	19.09	18.59	19.51	19.98	18.76	19.72	19.22	20.14	20.60
	3H	20.17	20.96	20.64	21.43	21.92	20.57	21.36	21.04	21.83	22.31
	4H	21.03	21.74	21.53	22.23	22.75	21.35	22.06	21.85	22.55	23.07
	6H	21.73	22.34	22.25	22.85	23.40	21.99	22.60	22.51	23.11	23.66
	8H	21.96	22.53	22.48	23.04	23.59	22.19	22.77	22.72	23.28	23.83
	12H	22.09	22.60	22.64	23.14	23.69	22.31	22.82	22.86	23.36	23.91
8H	4H	21.30	21.87	21.82	22.38	22.93	21.60	22.17	22.13	22.68	23.23
	6H	22.11	22.58	22.67	23.14	23.69	22.36	22.83	22.92	23.39	23.94
	8H	22.41	22.83	22.99	23.40	23.97	22.64	23.06	23.22	23.63	24.20
	12H	22.62	22.98	23.19	23.53	24.18	22.83	23.19	23.40	23.75	24.39
12H	4H	21.30	21.81	21.85	22.35	22.90	21.61	22.11	22.15	22.66	23.21
	6H	22.15	22.56	22.73	23.14	23.71	22.41	22.82	22.99	23.39	23.97
	8H	22.50	22.86	23.07	23.41	24.06	22.74	23.10	23.31	23.65	24.30

Cooper Lighting Solutions Photometric Lab
1121 Highway 74 South
Peachtree City, GA 30269



LM-79-2019: Approved Method: Electrical and Photometric Measurements of Solid-State Lighting Products

Report Prepared for

Cooper Lighting Solutions

Metalux

Report Number: SP1-2506-472-4

Test Date: 07/31/2025

Luminaire Tested: EHBR-60-L850-N

Data in this report applies to families of products including EHBR-60-L850-N

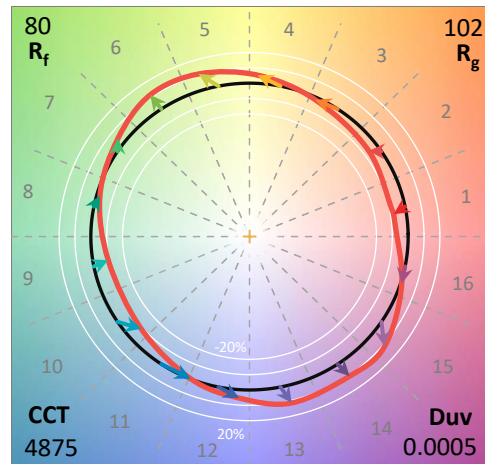
Test Information

Test Method: LM-79-2019
 Report Number: SP1-2506-472-4
 Test Lab: COOPER LIGHTING SOLUTIONS
 Photometer: SP1 - 76IN SPHERE
 Measurement Geometry: 4π
 Issue Date: 08/05/2025
 Manufacturer: COOPER LIGHTING SOLUTIONS
 Product Line: Metalux
 Catalog Number: **EHBR-60-L850-N**
 Description: Elevate Round Highbay at, 60000 lumens, 5000K 80CRI LEDs with N lens

Spectral Parameters

CCT (K): 4875
 CIE u': 0.2124
 CIE v': 0.4871
 Duv: 0.0005
 CIE x: 0.3488
 CIE y: 0.3555
 CIE z: 0.2957
 Peak Wavelength (nm): 630
 Dominant Wavelength (nm): 573
 Purity: 11.33556
 Rf: 80
 Rg: 102.3

CRI (Ra):	82.3		
R1:	85.0	R9:	43.9
R2:	83.1	R10:	57.4
R3:	78.8	R11:	83.1
R4:	84.0	R12:	51.0
R5:	83.0	R13:	83.4
R6:	76.3	R14:	87.4
R7:	86.8	R15:	83.4
R8:	81.7		



Test Conditions

Stabilization Time: 39M
 Operation Time: 1H 39M
 Sphere Temperature (°C): 25.0

REPORT NUMBER: SP1-2506-472-4

Measurement and Test Equipment			
Instrument	Identification Number	Calibration Date	Calibration Due Date
Photometer	76INCH SPHERE IN0058	6/16/2025	12/16/2025
Power Meter	XITRON INXT2011004	1/21/2025	1/21/2026
AC Power Source	CHROMA 61603 IN0063	10/22/2024	10/22/2025
DC Power Source	AGILENT E3634A IN0208	10/22/2024	10/22/2025
Sphere Thermometer	ONSET IN0085	10/22/2024	10/22/2025
Room Thermometer	ONSET IN0046	10/22/2024	10/22/2025

REPORT NUMBER: SP1-2506-472-4

CIE 1931 Chromaticity Diagram



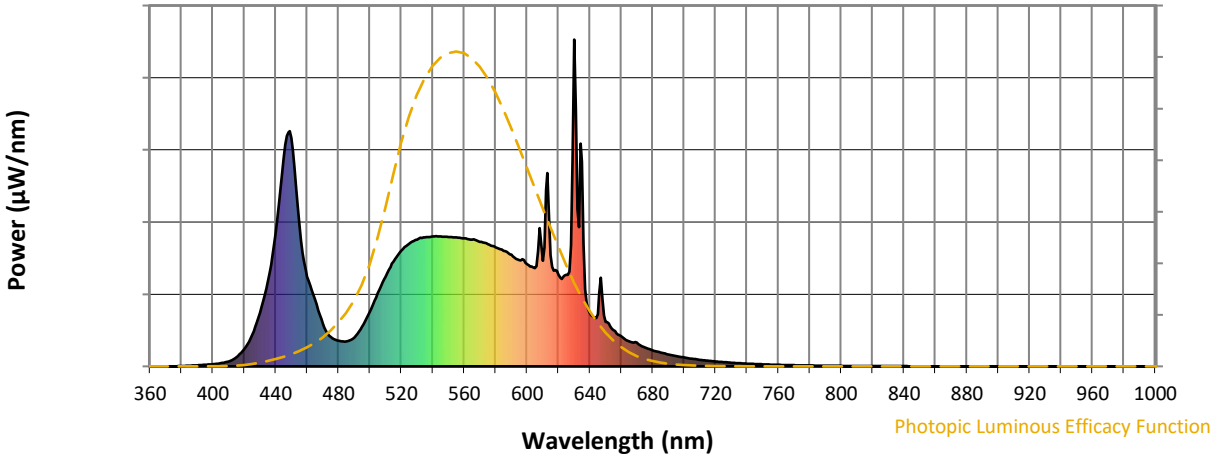
CIE 1931 Chromaticity Diagram with 2017 ANSI 7-Step and 4-Step Quadrangles



Point lies inside the ANSI 5000K 4-step quadrangle

REPORT NUMBER: SP1-2506-472-4

Photopic Flux vs. Wavelength



Photopic Lumens: NR

λ (nm)	Power W [^] /nm	Lumens (φ/nm)	λ (nm)	Power W [^] /nm	Lumens (φ/nm)	λ (nm)	Power W [^] /nm	Lumens (φ/nm)	λ (nm)	Power W [^] /nm	Lumens (φ/nm)	λ (nm)	Power W [^] /nm	Lumens (φ/nm)
360	0	NR	490	89	NR	620	280	NR	750	6	NR	880	0	NR
365	0	NR	495	121	NR	625	280	NR	755	5	NR	885	0	NR
370	0	NR	500	168	NR	630	1000	NR	760	5	NR	890	0	NR
375	0	NR	505	224	NR	635	626	NR	765	4	NR	895	0	NR
380	1	NR	510	275	NR	640	163	NR	770	4	NR	900	0	NR
385	2	NR	515	321	NR	645	160	NR	775	3	NR	905	0	NR
390	3	NR	520	354	NR	650	136	NR	780	3	NR	910	0	NR
395	5	NR	525	375	NR	655	111	NR	785	2	NR	915	0	NR
400	7	NR	530	388	NR	660	93	NR	790	2	NR	920	0	NR
405	10	NR	535	395	NR	665	76	NR	795	2	NR	925	0	NR
410	15	NR	540	397	NR	670	72	NR	800	2	NR	930	0	NR
415	28	NR	545	398	NR	675	57	NR	805	1	NR	935	0	NR
420	53	NR	550	396	NR	680	49	NR	810	1	NR	940	0	NR
425	97	NR	555	395	NR	685	42	NR	815	1	NR	945	0	NR
430	163	NR	560	392	NR	690	37	NR	820	1	NR	950	0	NR
435	261	NR	565	388	NR	695	32	NR	825	1	NR	955	0	NR
440	409	NR	570	381	NR	700	27	NR	830	1	NR	960	0	NR
445	637	NR	575	374	NR	705	23	NR	835	1	NR	965	0	NR
450	699	NR	580	365	NR	710	20	NR	840	1	NR	970	0	NR
455	436	NR	585	354	NR	715	17	NR	845	0	NR	975	0	NR
460	274	NR	590	342	NR	720	15	NR	850	0	NR	980	0	NR
465	205	NR	595	325	NR	725	13	NR	855	0	NR	985	0	NR
470	130	NR	600	313	NR	730	11	NR	860	0	NR	990	0	NR
475	90	NR	605	301	NR	735	10	NR	865	0	NR	995	0	NR
480	78	NR	610	323	NR	740	8	NR	870	0	NR	1000	0	NR
485	77	NR	615	340	NR	745	7	NR	875	0	NR			

REPORT NUMBER: SP1-2506-472-4

Scotopic Flux vs. Wavelength



Scotopic Lumens: NR

S/P: 1.82

λ (nm)	Power W [^] /nm	Lumens (φ/nm)	λ (nm)	Power W [^] /nm	Lumens (φ/nm)	λ (nm)	Power W [^] /nm	Lumens (φ/nm)	λ (nm)	Power W [^] /nm	Lumens (φ/nm)	λ (nm)	Power W [^] /nm	Lumens (φ/nm)
360	0	NR	490	89	NR	620	280	NR	750	6	NR	880	0	NR
365	0	NR	495	121	NR	625	280	NR	755	5	NR	885	0	NR
370	0	NR	500	168	NR	630	1000	NR	760	5	NR	890	0	NR
375	0	NR	505	224	NR	635	626	NR	765	4	NR	895	0	NR
380	1	NR	510	275	NR	640	163	NR	770	4	NR	900	0	NR
385	2	NR	515	321	NR	645	160	NR	775	3	NR	905	0	NR
390	3	NR	520	354	NR	650	136	NR	780	3	NR	910	0	NR
395	5	NR	525	375	NR	655	111	NR	785	2	NR	915	0	NR
400	7	NR	530	388	NR	660	93	NR	790	2	NR	920	0	NR
405	10	NR	535	395	NR	665	76	NR	795	2	NR	925	0	NR
410	15	NR	540	397	NR	670	72	NR	800	2	NR	930	0	NR
415	28	NR	545	398	NR	675	57	NR	805	1	NR	935	0	NR
420	53	NR	550	396	NR	680	49	NR	810	1	NR	940	0	NR
425	97	NR	555	395	NR	685	42	NR	815	1	NR	945	0	NR
430	163	NR	560	392	NR	690	37	NR	820	1	NR	950	0	NR
435	261	NR	565	388	NR	695	32	NR	825	1	NR	955	0	NR
440	409	NR	570	381	NR	700	27	NR	830	1	NR	960	0	NR
445	637	NR	575	374	NR	705	23	NR	835	1	NR	965	0	NR
450	699	NR	580	365	NR	710	20	NR	840	1	NR	970	0	NR
455	436	NR	585	354	NR	715	17	NR	845	0	NR	975	0	NR
460	274	NR	590	342	NR	720	15	NR	850	0	NR	980	0	NR
465	205	NR	595	325	NR	725	13	NR	855	0	NR	985	0	NR
470	130	NR	600	313	NR	730	11	NR	860	0	NR	990	0	NR
475	90	NR	605	301	NR	735	10	NR	865	0	NR	995	0	NR
480	78	NR	610	323	NR	740	8	NR	870	0	NR	1000	0	NR
485	77	NR	615	340	NR	745	7	NR	875	0	NR			

REPORT NUMBER: SP1-2506-472-4

Melanopic Flux vs. Wavelength



Melanopic Lumens: NR

M/P: 3.71

λ (nm)	Power W [^] /nm	Lumens (φ/nm)	λ (nm)	Power W [^] /nm	Lumens (φ/nm)	λ (nm)	Power W [^] /nm	Lumens (φ/nm)	λ (nm)	Power W [^] /nm	Lumens (φ/nm)	λ (nm)	Power W [^] /nm	Lumens (φ/nm)
360	0	NR	490	89	NR	620	280	NR	750	6	NR	880	0	NR
365	0	NR	495	121	NR	625	280	NR	755	5	NR	885	0	NR
370	0	NR	500	168	NR	630	1000	NR	760	5	NR	890	0	NR
375	0	NR	505	224	NR	635	626	NR	765	4	NR	895	0	NR
380	1	NR	510	275	NR	640	163	NR	770	4	NR	900	0	NR
385	2	NR	515	321	NR	645	160	NR	775	3	NR	905	0	NR
390	3	NR	520	354	NR	650	136	NR	780	3	NR	910	0	NR
395	5	NR	525	375	NR	655	111	NR	785	2	NR	915	0	NR
400	7	NR	530	388	NR	660	93	NR	790	2	NR	920	0	NR
405	10	NR	535	395	NR	665	76	NR	795	2	NR	925	0	NR
410	15	NR	540	397	NR	670	72	NR	800	2	NR	930	0	NR
415	28	NR	545	398	NR	675	57	NR	805	1	NR	935	0	NR
420	53	NR	550	396	NR	680	49	NR	810	1	NR	940	0	NR
425	97	NR	555	395	NR	685	42	NR	815	1	NR	945	0	NR
430	163	NR	560	392	NR	690	37	NR	820	1	NR	950	0	NR
435	261	NR	565	388	NR	695	32	NR	825	1	NR	955	0	NR
440	409	NR	570	381	NR	700	27	NR	830	1	NR	960	0	NR
445	637	NR	575	374	NR	705	23	NR	835	1	NR	965	0	NR
450	699	NR	580	365	NR	710	20	NR	840	1	NR	970	0	NR
455	436	NR	585	354	NR	715	17	NR	845	0	NR	975	0	NR
460	274	NR	590	342	NR	720	15	NR	850	0	NR	980	0	NR
465	205	NR	595	325	NR	725	13	NR	855	0	NR	985	0	NR
470	130	NR	600	313	NR	730	11	NR	860	0	NR	990	0	NR
475	90	NR	605	301	NR	735	10	NR	865	0	NR	995	0	NR
480	78	NR	610	323	NR	740	8	NR	870	0	NR	1000	0	NR
485	77	NR	615	340	NR	745	7	NR	875	0	NR			

Summary

$R_f = 80$
 $R_g = 102.3$
 $CIE R_a = 82.3$
 $R_9 = 43.9$



Color Vector Graphics



Individual Sample Fidelity Index ($R_{f,i}$)

CES01 = 85	CES26 = 67	CES51 = 92	CES76 = 54
CES02 = 60	CES27 = 88	CES52 = 91	CES77 = 71
CES03 = 31	CES28 = 81	CES53 = 82	CES78 = 55
CES04 = 69	CES29 = 66	CES54 = 92	CES79 = 81
CES05 = 47	CES30 = 80	CES55 = 90	CES80 = 75
CES06 = 50	CES31 = 69	CES56 = 81	CES81 = 79
CES07 = 40	CES32 = 61	CES57 = 80	CES82 = 90
CES08 = 39	CES33 = 76	CES58 = 81	CES83 = 87
CES09 = 29	CES34 = 68	CES59 = 93	CES84 = 87
CES10 = 73	CES35 = 82	CES60 = 94	CES85 = 82
CES11 = 56	CES36 = 95	CES61 = 91	CES86 = 83
CES12 = 62	CES37 = 75	CES62 = 89	CES87 = 78
CES13 = 42	CES38 = 87	CES63 = 80	CES88 = 85
CES14 = 74	CES39 = 94	CES64 = 79	CES89 = 81
CES15 = 71	CES40 = 87	CES65 = 75	CES90 = 86
CES16 = 46	CES41 = 91	CES66 = 72	CES91 = 80
CES17 = 48	CES42 = 71	CES67 = 69	CES92 = 77
CES18 = 56	CES43 = 72	CES68 = 75	CES93 = 86
CES19 = 70	CES44 = 99	CES69 = 80	CES94 = 71
CES20 = 65	CES45 = 81	CES70 = 66	CES95 = 79
CES21 = 85	CES46 = 83	CES71 = 59	CES96 = 86
CES22 = 77	CES47 = 83	CES72 = 87	CES97 = 85
CES23 = 91	CES48 = 83	CES73 = 56	CES98 = 82
CES24 = 90	CES49 = 82	CES74 = 95	CES99 = 84
CES25 = 71	CES50 = 91	CES75 = 58	



Color Rendition by Hue-Angle Bin



Measure Comparisons



(END OF REPORT)