

Cooper Lighting Solutions Photometric Lab  
1121 Highway 74 South  
Peachtree City, GA 30269



Scaled data based on original data using  
LM-79-2019 Approved Method: Electrical and Photometric Measurements of Solid-  
State Lighting Products

Test Report Prepared for  
Cooper Lighting Solutions

Brand: METALUX

Report Number: P1432973

Luminaire Tested: EHBR1-36-UNV-TASM-L850-UPL18

Issue Date: 3/20/2026

**Test Information**

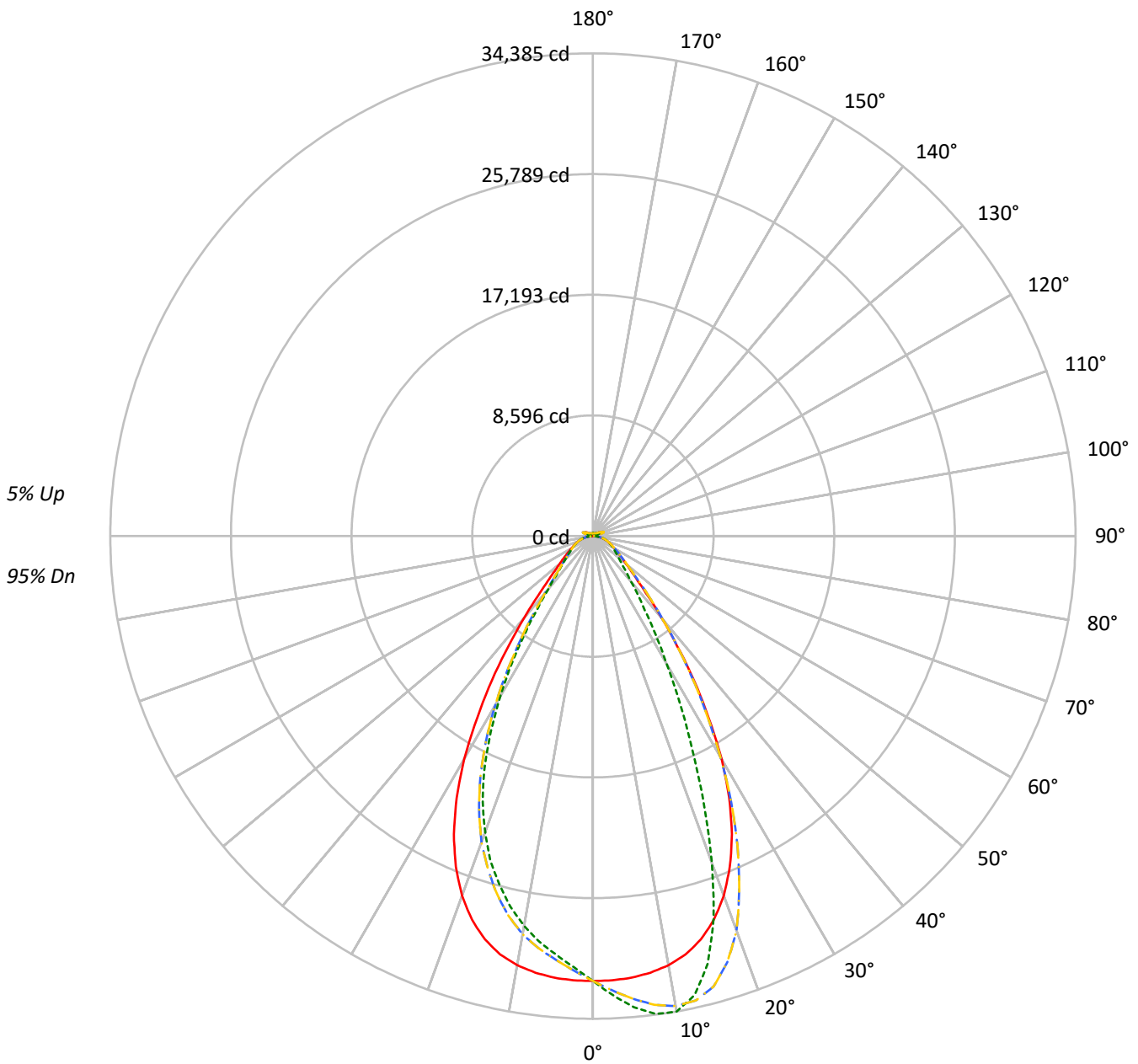
Test Method: LM-79-2019  
Report Number: P1432973  
REPORT IS A COMBINATION OF REPORTS P1431774 AND P1431635  
Test Lab: INNOVATION CENTER  
Issue Date: 3/20/2026  
Manufacturer: COOPER LIGHTING SOLUTIONS  
Product Line: METALUX  
Catalog Number: EHBR1-36-UNV-TASM-L850-UPL18  
Description: Elevate Round Highbay at, 36000 lumens, 5000K 80CRI LEDs with TASM lens  
Light Source: -  
Ballast/Driver: -

**Summary**

Lumens per Lamp: N/A  
Luminaire Lumens: 37244.8 lumens  
Efficiency: N/A  
Efficacy: 183.2 lumens/watt  
Spacing Criteria (0/90/45): 0.99 / 0.84 / 0.9  
Luminous Opening: Vertical Cylinder (Dia: 1.71' x H: 0.1')  
CIE Type: Direct  
  
Input Watts (W): 203.3  
Input Voltage (V): NR  
Input Current (Ain): NR  
Voltage Rise (V): NR  
Power Factor: NR  
Total Harmonic Distortion (THDi): NR  
Frequency (hertz): 60  
Stabilization Time: NR  
Operation Time: NR  
Ambient Temperature (°C): NR  
Test Distance: 24 FT

TEST NUMBER: P1432973  
CATALOG NUMBER: EHBR1-36-UNV-TASM-L850-UPL18

### Luminous Intensity Polar Plot



— 0°-180°    - - 45°-225°    - · - · 90°-270°    - · - · 135°-315°



TEST NUMBER: P1432973  
 CATALOG NUMBER: EHBR1-36-UNV-TASM-L850-UPL18

**COEFFICIENT OF UTILIZATION - ZONAL CAVITY METHOD:**

RF	20				20				20				20				20				
RC	80				70				50				30				10			0	
RW	70	50	30	10	70	50	30	10	50	30	10	50	30	10	50	30	10	50	30	10	0
RCR																					
0	118	118	118	118	115	115	115	115	108	108	108	103	103	103	98	98	98	98	98	98	95
1	111	107	104	101	108	105	102	99	100	97	95	95	93	92	91	89	88	88	88	88	86
2	104	98	93	89	101	96	91	87	91	88	85	88	85	82	84	82	80	80	80	80	77
3	97	90	84	79	95	88	82	78	84	80	76	81	77	74	78	75	72	72	72	72	70
4	91	82	76	71	89	81	75	70	78	73	69	75	71	67	73	69	66	66	66	66	64
5	86	76	69	64	84	75	69	64	72	67	63	70	65	62	68	64	61	61	61	61	59
6	81	71	64	59	79	70	63	59	68	62	58	66	61	57	64	59	56	56	56	56	54
7	77	66	59	54	75	65	59	54	63	57	53	62	56	53	60	55	52	52	52	52	50
8	72	62	55	50	71	61	54	50	59	54	49	58	53	49	56	52	48	48	48	48	47
9	69	58	51	47	67	57	51	47	56	50	46	54	49	46	53	49	45	45	45	45	44
10	65	54	48	44	64	54	48	44	53	47	43	51	46	43	50	46	42	42	42	42	41

**AVERAGE LUMINANCE (cd/sqm):**

	0°	90°	180°	270°
0°	148812	148812	148812	148812
5°	147907	157788	147907	140231
10°	146088	161839	146088	132717
15°	141775	150399	141775	122595
20°	132595	120600	132595	109197
25°	117357	83558	117357	91512
30°	95290	54361	95290	68469
35°	68345	35205	68345	45582
40°	44187	24265	44187	28746
45°	28037	18797	28037	20482
50°	20821	15972	20821	17060
55°	16999	14550	16999	15059
60°	14719	13860	14719	13944
65°	13419	13367	13419	13310
70°	12718	13097	12718	12928
75°	11893	12670	11893	12291
80°	10447	11962	10447	11183
85°	6759	8539	6759	8144

**MAXIMUM LUMINANCE 45°-90°:**

Horizontal Angle: 22.5°  
 Vertical Angle: 45°  
 Luminance: 39418 cd/sqm



TEST NUMBER: P1432973

CATALOG NUMBER: EHBR1-36-UNV-TASM-L850-UPL18

**ZONAL LUMENS:**

Zone	Lumens	% Fixture
0°-10°	3013.1	8.1
10°-20°	8197.3	22.0
20°-30°	9613.8	25.8
30°-40°	6685.8	18.0
40°-50°	3322.5	8.9
50°-60°	1987.2	5.3
60°-70°	1398.7	3.8
70°-80°	901.0	2.4
80°-90°	289.4	0.8
90°-100°	49.3	0.1
100°-110°	317.9	0.9
110°-120°	586.5	1.6
120°-130°	349.2	0.9
130°-140°	212.1	0.6
140°-150°	147.7	0.4
150°-160°	97.4	0.3
160°-170°	56.9	0.2
170°-180°	19.1	0.1
0°-30°	20824.1	55.9
0°-40°	27509.9	73.9
0°-60°	32819.6	88.1
0°-90°	35408.7	95.1
90°-120°	953.7	2.6
90°-150°	1662.7	4.5
90°-180°	1836.0	4.9
0°-180°	37244.8	100.0

**CANDELA DISTRIBUTION:**

	0°	90°	180°	270°	360°	Flux
0°	31688	31688	31688	31688	31688	
5°	31580	33690	31580	29942	31580	2997
15°	29744	31553	29744	25720	29744	8312
25°	23436	16686	23436	18275	23436	10610
35°	12544	6461	12544	8366	12544	7831
45°	4536	3041	4536	3314	4536	3712
55°	2297	1966	2297	2035	2297	2101
65°	1401	1395	1401	1389	1401	1407
75°	838	892	838	866	838	879
85°	232	294	232	280	232	258
90°	14	18	14	14	14	17
95°	26	27	26	23	26	28
105°	146	77	146	111	146	197
115°	624	535	624	507	624	569
125°	400	421	400	366	400	368
135°	254	294	254	268	254	202
145°	232	242	232	225	232	145
155°	208	217	208	203	208	97
165°	199	207	199	196	199	57
175°	201	207	201	197	201	19
180°	201	201	201	201	201	



TEST NUMBER: P1432973  
 CATALOG NUMBER: EHBR1-36-UNV-TASM-L850-UPL18

**CANDELA DISTRIBUTION (FULL):**

	0°	22.5°	45°	67.5°	90°	112.5°	135°	157.5°	180°	202.5°	225°
0°	31688.5	31688.5	31688.5	31688.5	31688.5	31688.5	31688.5	31688.5	31688.5	31688.5	31688.5
2.5°	31670.0	32079.5	32411.0	32629.7	32737.8	32629.7	32411.0	32079.5	31670.0	31263.0	30983.1
5°	31580.4	32400.4	33095.0	33549.6	33690.3	33549.6	33095.0	32400.4	31580.4	30805.5	30291.5
7.5°	31365.8	32643.4	33675.5	34206.1	34335.7	34206.1	33675.5	32643.4	31365.8	30268.9	29619.5
10°	31038.4	32796.6	33989.2	34369.5	34385.0	34369.5	33989.2	32796.6	31038.4	29560.6	28794.7
12.5°	30516.1	32742.0	33884.0	33759.3	33475.8	33759.3	33884.0	32742.0	30516.1	28695.4	27729.2
15°	29743.7	32418.2	33217.9	32202.4	31552.9	32202.4	33217.9	32418.2	29743.7	27527.3	26406.6
17.5°	28655.1	31812.1	31827.5	29818.5	28593.3	29818.5	31827.5	31812.1	28655.1	26098.7	24864.6
20°	27252.1	30840.0	29913.0	26238.4	24786.8	26238.4	29913.0	30840.0	27252.1	24410.1	23199.1
22.5°	25493.2	29529.1	27246.7	22636.9	20656.4	22636.9	27246.7	29529.1	25493.2	22446.1	21185.9
25°	23436.1	27923.0	24378.5	18712.8	16686.5	18712.8	24378.5	27923.0	23436.1	20106.2	18966.5
27.5°	21016.5	25887.2	21324.4	15291.4	13422.0	15291.4	21324.4	25887.2	21016.5	17690.1	16526.1
30°	18328.9	23277.5	18145.9	12177.7	10456.3	12177.7	18145.9	23277.5	18328.9	14975.9	13933.5
32.5°	15319.9	20719.5	15093.4	9757.5	8299.3	9757.5	15093.4	20719.5	15319.9	12385.6	11296.4
35°	12543.7	17519.0	12341.1	7667.0	6461.4	7667.0	12341.1	17519.0	12543.7	9940.5	8871.0
37.5°	9844.2	14495.1	9837.7	6173.9	5240.9	6173.9	9837.7	14495.1	9844.2	7728.2	6860.1
40°	7658.7	11333.9	7708.0	4928.4	4205.8	4928.4	7708.0	11333.9	7658.7	5880.2	5324.7
42.5°	5803.0	8666.5	6058.5	4044.8	3572.3	4044.8	6058.5	8666.5	5803.0	4633.0	4217.1
45°	4536.2	6377.6	4731.1	3412.5	3041.2	3412.5	4731.1	6377.6	4536.2	3731.1	3451.7
47.5°	3694.2	4929.0	3834.4	2927.1	2666.8	2927.1	3834.4	4929.0	3694.2	3155.8	2946.7
50°	3103.0	3782.1	3183.7	2555.1	2380.4	2555.1	3183.7	3782.1	3103.0	2702.4	2562.8
52.5°	2665.6	3084.5	2711.3	2277.0	2159.4	2277.0	2711.3	3084.5	2665.6	2364.4	2277.6
55°	2297.2	2593.1	2357.8	2047.6	1966.3	2047.6	2357.8	2593.1	2297.2	2104.1	2039.9
57.5°	2017.3	2199.8	2047.6	1852.1	1798.1	1852.1	2047.6	2199.8	2017.3	1872.4	1837.9
60°	1769.5	1905.1	1806.9	1681.6	1666.2	1681.6	1806.9	1905.1	1769.5	1684.5	1662.0
62.5°	1578.9	1664.4	1597.8	1528.3	1514.6	1528.3	1597.8	1664.4	1578.9	1513.4	1517.7
65°	1400.6	1480.1	1427.9	1390.4	1395.2	1390.4	1427.9	1480.1	1400.6	1370.2	1376.8
67.5°	1262.6	1304.3	1281.7	1260.3	1265.7	1260.3	1281.7	1304.3	1262.6	1233.0	1243.1
70°	1115.9	1160.5	1137.3	1140.3	1149.2	1140.3	1137.3	1160.5	1115.9	1107.1	1114.7
72.5°	975.7	1010.2	1002.4	1009.5	1019.0	1009.5	1002.4	1010.2	975.7	974.5	975.1
75°	837.8	863.9	867.6	877.7	892.5	877.7	867.6	863.9	837.8	829.0	839.6
77.5°	687.5	717.2	728.5	742.1	764.1	742.1	728.5	717.2	687.5	693.4	698.8
80°	549.6	563.3	588.3	598.3	629.3	598.3	588.3	563.3	549.6	539.6	547.2
82.5°	402.3	414.7	436.1	455.2	473.0	455.2	436.1	414.7	402.3	397.5	398.1
85°	232.3	251.4	265.6	288.2	293.5	288.2	265.6	251.4	232.3	237.7	232.3
87.5°	81.4	87.3	99.8	108.7	109.3	108.7	99.8	87.3	81.4	83.2	75.4
90°	13.7	23.3	40.0	23.7	17.8	23.7	40.0	23.3	13.7	23.8	36.8
92.5°	17.7	31.3	56.1	30.7	22.8	30.7	56.1	31.3	17.7	30.7	58.9
95°	26.3	38.4	71.2	33.7	26.8	33.7	71.2	38.4	26.3	40.9	82.1
97.5°	40.5	47.4	80.3	35.8	31.9	35.8	80.3	47.4	40.5	49.9	94.2
100°	53.5	53.5	145.8	40.8	36.0	40.8	145.8	53.5	53.5	61.6	146.6
102.5°	80.7	104.4	336.6	79.7	42.9	79.7	336.6	104.4	80.7	114.9	310.7
105°	146.2	237.3	591.3	201.5	76.8	201.5	591.3	237.3	146.2	239.8	553.3
107.5°	276.0	441.7	761.5	394.8	174.5	394.8	761.5	441.7	276.0	424.1	730.0
110°	441.2	616.9	830.9	539.8	349.6	539.8	830.9	616.9	441.2	582.1	765.3



TEST NUMBER: P1432973  
 CATALOG NUMBER: EHBR1-36-UNV-TASM-L850-UPL18

**CANDELA DISTRIBUTION (continued):**

	0°	22.5°	45°	67.5°	90°	112.5°	135°	157.5°	180°	202.5°	225°
112.5°	574.1	687.4	811.8	598.1	482.5	598.1	811.8	687.4	574.1	642.5	733.1
115°	624.0	677.3	725.2	596.2	534.9	596.2	725.2	677.3	624.0	627.4	654.6
117.5°	602.8	619.9	626.6	559.9	537.9	559.9	626.6	619.9	602.8	564.5	555.9
120°	544.4	537.4	528.5	506.5	507.7	506.5	528.5	537.4	544.4	493.1	464.3
122.5°	471.5	456.4	446.9	452.7	466.4	452.7	446.9	456.4	471.5	420.1	398.4
125°	400.0	385.0	390.2	406.4	420.7	406.4	390.2	385.0	400.0	357.4	351.7
127.5°	340.2	333.2	348.8	367.2	379.4	367.2	348.8	333.2	340.2	313.1	318.5
130°	297.5	298.9	319.6	335.6	343.1	335.6	319.6	298.9	297.5	284.5	297.9
132.5°	270.9	278.4	298.1	312.0	316.7	312.0	298.1	278.4	270.9	267.5	284.0
135°	254.4	265.3	283.6	292.2	294.5	292.2	283.6	265.3	254.4	256.0	270.9
137.5°	244.9	255.8	269.5	276.7	275.4	276.7	269.5	255.8	244.9	248.5	260.0
140°	239.5	250.4	256.4	264.6	263.9	264.6	256.4	250.4	239.5	241.4	250.6
142.5°	234.1	243.9	247.0	253.2	251.9	253.2	247.0	243.9	234.1	236.1	242.1
145°	231.7	239.2	236.4	244.2	242.3	244.2	236.4	239.2	231.7	232.1	235.8
147.5°	226.6	232.1	229.1	235.8	233.9	235.8	229.1	232.1	226.6	226.6	228.3
150°	221.2	225.2	220.6	228.3	228.4	228.3	220.6	225.2	221.2	220.2	221.8
152.5°	213.7	217.8	213.7	222.4	222.0	222.4	213.7	217.8	213.7	212.8	214.3
155°	207.9	209.9	207.9	216.5	217.1	216.5	207.9	209.9	207.9	207.3	208.4
157.5°	204.0	205.6	204.6	212.3	212.9	212.3	204.6	205.6	204.0	204.0	204.6
160°	201.4	203.3	202.9	209.5	210.1	209.5	202.9	203.3	201.4	201.8	202.4
162.5°	200.5	200.5	200.7	207.3	208.4	207.3	200.7	200.5	200.5	200.5	201.5
165°	199.2	200.3	199.4	204.7	206.9	204.7	199.4	200.3	199.2	199.7	199.7
167.5°	199.4	198.4	199.7	204.5	206.7	204.5	199.7	198.4	199.4	199.8	199.8
170°	198.0	198.7	198.8	203.6	205.8	203.6	198.8	198.7	198.0	199.0	199.4
172.5°	199.9	199.9	199.6	203.4	206.6	203.4	199.6	199.9	199.9	200.3	201.3
175°	201.1	200.6	200.8	203.5	206.8	203.5	200.8	200.6	201.1	200.5	200.5
177.5°	200.0	201.2	202.4	205.2	209.3	205.2	202.4	201.2	200.0	200.5	200.5
180°	201.2	201.2	201.2	201.2	201.2	201.2	201.2	201.2	201.2	201.2	201.2



TEST NUMBER: P1432973

CATALOG NUMBER: EHBR1-36-UNV-TASM-L850-UPL18

**CANDELA DISTRIBUTION (continued):**

	247.5°	270°	292.5°	315°	337.5°	360°
0°	31688.5	31688.5	31688.5	31688.5	31688.5	31688.5
2.5°	30768.1	30747.9	30768.1	30983.1	31263.0	31670.0
5°	30053.2	29941.5	30053.2	30291.5	30805.5	31580.4
7.5°	29220.8	29155.9	29220.8	29619.5	30268.9	31365.8
10°	28344.3	28197.5	28344.3	28794.7	29560.6	31038.4
12.5°	27264.0	27069.7	27264.0	27729.2	28695.4	30516.1
15°	25890.2	25719.7	25890.2	26406.6	27527.3	29743.7
17.5°	24416.0	24261.4	24416.0	24864.6	26098.7	28655.1
20°	22564.4	22443.2	22564.4	23199.1	24410.1	27252.1
22.5°	20621.9	20508.5	20621.9	21185.9	22446.1	25493.2
25°	18336.6	18274.8	18336.6	18966.5	20106.2	23436.1
27.5°	15867.1	15762.0	15867.1	16526.1	17690.1	21016.5
30°	13344.2	13170.0	13344.2	13933.5	14975.9	18328.9
32.5°	10876.3	10751.0	10876.3	11296.4	12385.6	15319.9
35°	8491.2	8365.9	8491.2	8871.0	9940.5	12543.7
37.5°	6616.5	6394.9	6616.5	6860.1	7728.2	9844.2
40°	5018.1	4982.4	5018.1	5324.7	5880.2	7658.7
42.5°	4085.2	3988.3	4085.2	4217.1	4633.0	5803.0
45°	3351.9	3313.9	3351.9	3451.7	3731.1	4536.2
47.5°	2882.5	2899.2	2882.5	2946.7	3155.8	3694.2
50°	2532.5	2542.6	2532.5	2562.8	2702.4	3103.0
52.5°	2274.6	2265.7	2274.6	2277.6	2364.4	2665.6
55°	2046.4	2035.1	2046.4	2039.9	2104.1	2297.2
57.5°	1846.8	1855.1	1846.8	1837.9	1872.4	2017.3
60°	1668.5	1676.3	1668.5	1662.0	1684.5	1769.5
62.5°	1518.2	1523.0	1518.2	1517.7	1513.4	1578.9
65°	1383.9	1389.3	1383.9	1376.8	1370.2	1400.6
67.5°	1255.6	1255.6	1255.6	1243.1	1233.0	1262.6
70°	1134.9	1134.4	1134.9	1114.7	1107.1	1115.9
72.5°	990.0	1004.2	990.0	975.1	974.5	975.7
75°	849.1	865.8	849.1	839.6	829.0	837.8
77.5°	706.5	732.1	706.5	698.8	693.4	687.5
80°	560.3	588.3	560.3	547.2	539.6	549.6
82.5°	414.1	435.0	414.1	398.1	397.5	402.3
85°	246.6	279.9	246.6	232.3	237.7	232.3
87.5°	79.1	101.0	79.1	75.4	83.2	81.4
90°	21.7	13.7	21.7	36.8	23.8	13.7
92.5°	32.8	19.7	32.8	58.9	30.7	17.7
95°	37.8	22.7	37.8	82.1	40.9	26.3
97.5°	41.8	29.4	41.8	94.2	49.9	40.5
100°	48.9	38.4	48.9	146.6	61.6	53.5
102.5°	103.2	64.6	103.2	310.7	114.9	80.7
105°	217.1	110.9	217.1	553.3	239.8	146.2
107.5°	388.2	191.5	388.2	730.0	424.1	276.0
110°	515.0	356.6	515.0	765.3	582.1	441.2



TEST NUMBER: P1432973

CATALOG NUMBER: EHBR1-36-UNV-TASM-L850-UPL18

**CANDELA DISTRIBUTION (continued):**

	247.5°	270°	292.5°	315°	337.5°	360°
112.5°	553.3	481.4	553.3	733.1	642.5	574.1
115°	532.2	506.6	532.2	654.6	627.4	624.0
117.5°	485.8	489.5	485.8	555.9	564.5	602.8
120°	432.5	453.2	432.5	464.3	493.1	544.4
122.5°	383.8	407.9	383.8	398.4	420.1	471.5
125°	341.4	366.2	341.4	351.7	357.4	400.0
127.5°	312.3	329.0	312.3	318.5	313.1	340.2
130°	289.7	303.8	289.7	297.9	284.5	297.5
132.5°	274.2	283.3	274.2	284.0	267.5	270.9
135°	260.7	268.2	260.7	270.9	256.0	254.4
137.5°	249.2	255.7	249.2	260.0	248.5	244.9
140°	239.3	244.8	239.3	250.6	241.4	239.5
142.5°	228.8	232.8	228.8	242.1	236.1	234.1
145°	222.0	225.0	222.0	235.8	232.1	231.7
147.5°	216.2	218.2	216.2	228.3	226.6	226.6
150°	210.3	212.3	210.3	221.8	220.2	221.2
152.5°	203.8	206.5	203.8	214.3	212.8	213.7
155°	200.0	202.6	200.0	208.4	207.3	207.9
157.5°	198.1	200.3	198.1	204.6	204.0	204.0
160°	196.9	198.5	196.9	202.4	201.8	201.4
162.5°	195.1	196.7	195.1	201.5	200.5	200.5
165°	195.2	195.8	195.2	199.7	199.7	199.2
167.5°	194.8	195.8	194.8	199.8	199.8	199.4
170°	195.4	196.0	195.4	199.4	199.0	198.0
172.5°	196.7	197.2	196.7	201.3	200.3	199.9
175°	196.9	197.4	196.9	200.5	200.5	201.1
177.5°	198.4	199.0	198.4	200.5	200.5	200.0
180°	201.2	201.2	201.2	201.2	201.2	201.2



TEST NUMBER: P1432973  
 CATALOG NUMBER: EHBR1-36-UNV-TASM-L850-UPL18

**CIE UGR TABLE:**

Reflectances:											
Ceiling		0.7	0.7	0.5	0.5	0.3	0.7	0.7	0.5	0.5	0.3
Wall		0.5	0.3	0.5	0.3	0.3	0.5	0.3	0.5	0.3	0.3
Reference plane		0.2	0.2	0.2	0.2	0.2	0.2	0.2	0.2	0.2	0.2
Room dimensions		Viewed crosswise					Viewed endwise				
X=2H	Y=2H	18.16	19.29	18.61	19.71	20.15	17.48	18.61	17.93	19.03	19.47
	3H	19.71	20.71	20.18	21.15	21.64	19.33	20.33	19.80	20.77	21.26
	4H	20.34	21.28	20.84	21.74	22.24	20.11	21.05	20.60	21.50	22.01
	6H	20.83	21.69	21.33	22.16	22.67	20.75	21.61	21.26	22.08	22.60
	8H	20.98	21.79	21.50	22.28	22.81	20.97	21.79	21.49	22.28	22.80
	12H	21.05	21.83	21.57	22.31	22.86	21.10	21.88	21.62	22.36	22.91
4H	2H	18.58	19.51	19.07	19.97	20.47	18.05	18.99	18.55	19.45	19.95
	3H	20.37	21.15	20.88	21.65	22.17	20.11	20.89	20.61	21.39	21.91
	4H	21.15	21.84	21.67	22.36	22.92	21.02	21.72	21.54	22.23	22.79
	6H	21.76	22.36	22.31	22.90	23.49	21.79	22.39	22.34	22.93	23.51
	8H	21.96	22.52	22.51	23.06	23.64	22.06	22.62	22.62	23.16	23.75
	12H	22.07	22.56	22.64	23.13	23.72	22.23	22.73	22.80	23.30	23.89
8H	4H	21.40	21.96	21.95	22.50	23.08	21.30	21.86	21.85	22.40	22.99
	6H	22.14	22.60	22.73	23.18	23.78	22.20	22.66	22.79	23.25	23.84
	8H	22.41	22.82	23.02	23.42	24.02	22.56	22.96	23.16	23.56	24.17
	12H	22.58	22.94	23.18	23.52	24.20	22.81	23.16	23.41	23.74	24.43
12H	4H	21.41	21.90	21.98	22.47	23.06	21.31	21.81	21.88	22.38	22.97
	6H	22.18	22.59	22.79	23.19	23.80	22.25	22.66	22.85	23.26	23.86
	8H	22.50	22.86	23.10	23.44	24.12	22.66	23.01	23.25	23.59	24.27

Cooper Lighting Solutions Photometric Lab  
1121 Highway 74 South  
Peachtree City, GA 30269



LM-79-2019: Approved Method: Electrical and Photometric Measurements of Solid-State Lighting Products

Report Prepared for

Cooper Lighting Solutions

Metalux

Report Number: SP1-2506-472-4

Test Date: 07/31/2025

Luminaire Tested: EHBR-60-L850-N

Data in this report applies to families of products including EHBR-60-L850-N

**Test Information**

Test Method: LM-79-2019  
 Report Number: SP1-2506-472-4  
 Test Lab: COOPER LIGHTING SOLUTIONS  
 Photometer: SP1 - 76IN SPHERE  
 Measurement Geometry: 4π  
 Issue Date: 08/05/2025  
 Manufacturer: COOPER LIGHTING SOLUTIONS  
 Product Line: Metalux  
 Catalog Number: **EHBR-60-L850-N**  
 Description: Elevate Round Highbay at, 60000 lumens, 5000K 80CRI LEDs with N lens

**Spectral Parameters**

CCT (K): 4875  
 CIE u': 0.2124  
 CIE v': 0.4871  
 Duv: 0.0005  
 CIE x: 0.3488  
 CIE y: 0.3555  
 CIE z: 0.2957  
 Peak Wavelength (nm): 630  
 Dominant Wavelength (nm): 573  
 Purity: 11.33556  
 Rf: 80  
 Rg: 102.3

CRI (Ra):	82.3		
R1:	85.0	R9:	43.9
R2:	83.1	R10:	57.4
R3:	78.8	R11:	83.1
R4:	84.0	R12:	51.0
R5:	83.0	R13:	83.4
R6:	76.3	R14:	87.4
R7:	86.8	R15:	83.4
R8:	81.7		



**Test Conditions**

Stabilization Time: 39M  
 Operation Time: 1H 39M  
 Sphere Temperature (°C): 25.0

REPORT NUMBER: SP1-2506-472-4

Measurement and Test Equipment			
Instrument	Identification Number	Calibration Date	Calibration Due Date
Photometer	76INCH SPHERE IN0058	6/16/2025	12/16/2025
Power Meter	XITRON INXT2011004	1/21/2025	1/21/2026
AC Power Source	CHROMA 61603 IN0063	10/22/2024	10/22/2025
DC Power Source	AGILENT E3634A IN0208	10/22/2024	10/22/2025
Sphere Thermometer	ONSET IN0085	10/22/2024	10/22/2025
Room Thermometer	ONSET IN0046	10/22/2024	10/22/2025

REPORT NUMBER: SP1-2506-472-4

CIE 1931 Chromaticity Diagram



CIE 1931 Chromaticity Diagram with 2017 ANSI 7-Step and 4-Step Quadrangles



Point lies inside the ANSI 5000K 4-step quadrangle

REPORT NUMBER: SP1-2506-472-4

**Photopic Flux vs. Wavelength**



**Photopic Lumens: NR**

$\lambda$ (nm)	Power W <sup>^</sup> /nm	Lumens ( $\phi$ /nm)	$\lambda$ (nm)	Power W <sup>^</sup> /nm	Lumens ( $\phi$ /nm)	$\lambda$ (nm)	Power W <sup>^</sup> /nm	Lumens ( $\phi$ /nm)	$\lambda$ (nm)	Power W <sup>^</sup> /nm	Lumens ( $\phi$ /nm)	$\lambda$ (nm)	Power W <sup>^</sup> /nm	Lumens ( $\phi$ /nm)
360	0	NR	490	89	NR	620	280	NR	750	6	NR	880	0	NR
365	0	NR	495	121	NR	625	280	NR	755	5	NR	885	0	NR
370	0	NR	500	168	NR	630	1000	NR	760	5	NR	890	0	NR
375	0	NR	505	224	NR	635	626	NR	765	4	NR	895	0	NR
380	1	NR	510	275	NR	640	163	NR	770	4	NR	900	0	NR
385	2	NR	515	321	NR	645	160	NR	775	3	NR	905	0	NR
390	3	NR	520	354	NR	650	136	NR	780	3	NR	910	0	NR
395	5	NR	525	375	NR	655	111	NR	785	2	NR	915	0	NR
400	7	NR	530	388	NR	660	93	NR	790	2	NR	920	0	NR
405	10	NR	535	395	NR	665	76	NR	795	2	NR	925	0	NR
410	15	NR	540	397	NR	670	72	NR	800	2	NR	930	0	NR
415	28	NR	545	398	NR	675	57	NR	805	1	NR	935	0	NR
420	53	NR	550	396	NR	680	49	NR	810	1	NR	940	0	NR
425	97	NR	555	395	NR	685	42	NR	815	1	NR	945	0	NR
430	163	NR	560	392	NR	690	37	NR	820	1	NR	950	0	NR
435	261	NR	565	388	NR	695	32	NR	825	1	NR	955	0	NR
440	409	NR	570	381	NR	700	27	NR	830	1	NR	960	0	NR
445	637	NR	575	374	NR	705	23	NR	835	1	NR	965	0	NR
450	699	NR	580	365	NR	710	20	NR	840	1	NR	970	0	NR
455	436	NR	585	354	NR	715	17	NR	845	0	NR	975	0	NR
460	274	NR	590	342	NR	720	15	NR	850	0	NR	980	0	NR
465	205	NR	595	325	NR	725	13	NR	855	0	NR	985	0	NR
470	130	NR	600	313	NR	730	11	NR	860	0	NR	990	0	NR
475	90	NR	605	301	NR	735	10	NR	865	0	NR	995	0	NR
480	78	NR	610	323	NR	740	8	NR	870	0	NR	1000	0	NR
485	77	NR	615	340	NR	745	7	NR	875	0	NR			

REPORT NUMBER: SP1-2506-472-4

**Scotopic Flux vs. Wavelength**



**Scotopic Lumens: NR**

**S/P: 1.82**

λ (nm)	Power W <sup>^</sup> /nm	Lumens (φ/nm)	λ (nm)	Power W <sup>^</sup> /nm	Lumens (φ/nm)	λ (nm)	Power W <sup>^</sup> /nm	Lumens (φ/nm)	λ (nm)	Power W <sup>^</sup> /nm	Lumens (φ/nm)	λ (nm)	Power W <sup>^</sup> /nm	Lumens (φ/nm)
360	0	NR	490	89	NR	620	280	NR	750	6	NR	880	0	NR
365	0	NR	495	121	NR	625	280	NR	755	5	NR	885	0	NR
370	0	NR	500	168	NR	630	1000	NR	760	5	NR	890	0	NR
375	0	NR	505	224	NR	635	626	NR	765	4	NR	895	0	NR
380	1	NR	510	275	NR	640	163	NR	770	4	NR	900	0	NR
385	2	NR	515	321	NR	645	160	NR	775	3	NR	905	0	NR
390	3	NR	520	354	NR	650	136	NR	780	3	NR	910	0	NR
395	5	NR	525	375	NR	655	111	NR	785	2	NR	915	0	NR
400	7	NR	530	388	NR	660	93	NR	790	2	NR	920	0	NR
405	10	NR	535	395	NR	665	76	NR	795	2	NR	925	0	NR
410	15	NR	540	397	NR	670	72	NR	800	2	NR	930	0	NR
415	28	NR	545	398	NR	675	57	NR	805	1	NR	935	0	NR
420	53	NR	550	396	NR	680	49	NR	810	1	NR	940	0	NR
425	97	NR	555	395	NR	685	42	NR	815	1	NR	945	0	NR
430	163	NR	560	392	NR	690	37	NR	820	1	NR	950	0	NR
435	261	NR	565	388	NR	695	32	NR	825	1	NR	955	0	NR
440	409	NR	570	381	NR	700	27	NR	830	1	NR	960	0	NR
445	637	NR	575	374	NR	705	23	NR	835	1	NR	965	0	NR
450	699	NR	580	365	NR	710	20	NR	840	1	NR	970	0	NR
455	436	NR	585	354	NR	715	17	NR	845	0	NR	975	0	NR
460	274	NR	590	342	NR	720	15	NR	850	0	NR	980	0	NR
465	205	NR	595	325	NR	725	13	NR	855	0	NR	985	0	NR
470	130	NR	600	313	NR	730	11	NR	860	0	NR	990	0	NR
475	90	NR	605	301	NR	735	10	NR	865	0	NR	995	0	NR
480	78	NR	610	323	NR	740	8	NR	870	0	NR	1000	0	NR
485	77	NR	615	340	NR	745	7	NR	875	0	NR			

REPORT NUMBER: SP1-2506-472-4

**Melanopic Flux vs. Wavelength**



**Melanopic Lumens: NR**

**M/P: 3.71**

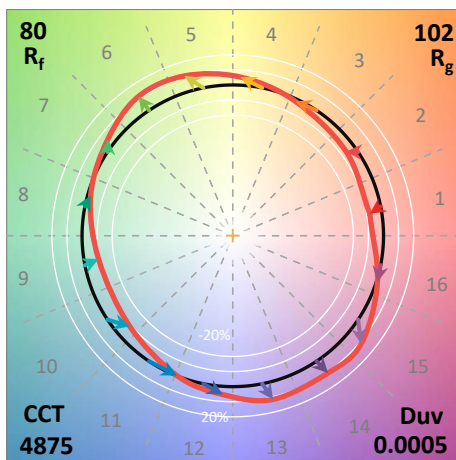
λ (nm)	Power W <sup>^</sup> /nm	Lumens (φ/nm)	λ (nm)	Power W <sup>^</sup> /nm	Lumens (φ/nm)	λ (nm)	Power W <sup>^</sup> /nm	Lumens (φ/nm)	λ (nm)	Power W <sup>^</sup> /nm	Lumens (φ/nm)	λ (nm)	Power W <sup>^</sup> /nm	Lumens (φ/nm)
360	0	NR	490	89	NR	620	280	NR	750	6	NR	880	0	NR
365	0	NR	495	121	NR	625	280	NR	755	5	NR	885	0	NR
370	0	NR	500	168	NR	630	1000	NR	760	5	NR	890	0	NR
375	0	NR	505	224	NR	635	626	NR	765	4	NR	895	0	NR
380	1	NR	510	275	NR	640	163	NR	770	4	NR	900	0	NR
385	2	NR	515	321	NR	645	160	NR	775	3	NR	905	0	NR
390	3	NR	520	354	NR	650	136	NR	780	3	NR	910	0	NR
395	5	NR	525	375	NR	655	111	NR	785	2	NR	915	0	NR
400	7	NR	530	388	NR	660	93	NR	790	2	NR	920	0	NR
405	10	NR	535	395	NR	665	76	NR	795	2	NR	925	0	NR
410	15	NR	540	397	NR	670	72	NR	800	2	NR	930	0	NR
415	28	NR	545	398	NR	675	57	NR	805	1	NR	935	0	NR
420	53	NR	550	396	NR	680	49	NR	810	1	NR	940	0	NR
425	97	NR	555	395	NR	685	42	NR	815	1	NR	945	0	NR
430	163	NR	560	392	NR	690	37	NR	820	1	NR	950	0	NR
435	261	NR	565	388	NR	695	32	NR	825	1	NR	955	0	NR
440	409	NR	570	381	NR	700	27	NR	830	1	NR	960	0	NR
445	637	NR	575	374	NR	705	23	NR	835	1	NR	965	0	NR
450	699	NR	580	365	NR	710	20	NR	840	1	NR	970	0	NR
455	436	NR	585	354	NR	715	17	NR	845	0	NR	975	0	NR
460	274	NR	590	342	NR	720	15	NR	850	0	NR	980	0	NR
465	205	NR	595	325	NR	725	13	NR	855	0	NR	985	0	NR
470	130	NR	600	313	NR	730	11	NR	860	0	NR	990	0	NR
475	90	NR	605	301	NR	735	10	NR	865	0	NR	995	0	NR
480	78	NR	610	323	NR	740	8	NR	870	0	NR	1000	0	NR
485	77	NR	615	340	NR	745	7	NR	875	0	NR			

**Summary**

$R_f = 80$   
 $R_g = 102.3$   
 $CIE R_a = 82.3$   
 $R_9 = 43.9$



**Color Vector Graphics**

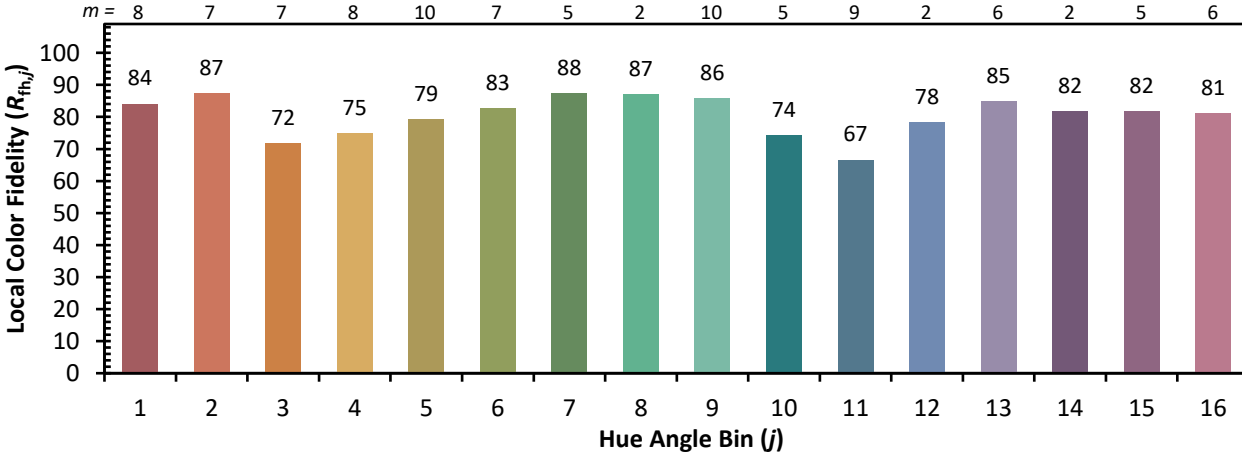


**Individual Sample Fidelity Index ( $R_{f,i}$ )**

CES01 = 85	CES26 = 67	CES51 = 92	CES76 = 54
CES02 = 60	CES27 = 88	CES52 = 91	CES77 = 71
CES03 = 31	CES28 = 81	CES53 = 82	CES78 = 55
CES04 = 69	CES29 = 66	CES54 = 92	CES79 = 81
CES05 = 47	CES30 = 80	CES55 = 90	CES80 = 75
CES06 = 50	CES31 = 69	CES56 = 81	CES81 = 79
CES07 = 40	CES32 = 61	CES57 = 80	CES82 = 90
CES08 = 39	CES33 = 76	CES58 = 81	CES83 = 87
CES09 = 29	CES34 = 68	CES59 = 93	CES84 = 87
CES10 = 73	CES35 = 82	CES60 = 94	CES85 = 82
CES11 = 56	CES36 = 95	CES61 = 91	CES86 = 83
CES12 = 62	CES37 = 75	CES62 = 89	CES87 = 78
CES13 = 42	CES38 = 87	CES63 = 80	CES88 = 85
CES14 = 74	CES39 = 94	CES64 = 79	CES89 = 81
CES15 = 71	CES40 = 87	CES65 = 75	CES90 = 86
CES16 = 46	CES41 = 91	CES66 = 72	CES91 = 80
CES17 = 48	CES42 = 71	CES67 = 69	CES92 = 77
CES18 = 56	CES43 = 72	CES68 = 75	CES93 = 86
CES19 = 70	CES44 = 99	CES69 = 80	CES94 = 71
CES20 = 65	CES45 = 81	CES70 = 66	CES95 = 79
CES21 = 85	CES46 = 83	CES71 = 59	CES96 = 86
CES22 = 77	CES47 = 83	CES72 = 87	CES97 = 85
CES23 = 91	CES48 = 83	CES73 = 56	CES98 = 82
CES24 = 90	CES49 = 82	CES74 = 95	CES99 = 84
CES25 = 71	CES50 = 91	CES75 = 58	



Color Rendition by Hue-Angle Bin



Measure Comparisons



(END OF REPORT)