

Cooper Lighting Solutions Photometric Lab
1121 Highway 74 South
Peachtree City, GA 30269



Scaled data based on original data using
LM-79-2019 Approved Method: Electrical and Photometric Measurements of Solid-
State Lighting Products

Test Report Prepared for
Cooper Lighting Solutions

Brand: METALUX

Report Number: P1432969

Luminaire Tested: EHBR1-36-UNV-A1-L850-UPL40

Issue Date: 3/20/2026

Test Information

Test Method: LM-79-2019
Report Number: P1432969
REPORT IS A COMBINATION OF REPORTS P1431770 AND P1431635
Test Lab: INNOVATION CENTER
Issue Date: 3/20/2026
Manufacturer: COOPER LIGHTING SOLUTIONS
Product Line: METALUX
Catalog Number: EHBR1-36-UNV-A1-L850-UPL40
Description: Elevate Round Highbay at, 36000 lumens, 5000K 80CRI LEDs with A lens
Light Source: -
Ballast/Driver: -

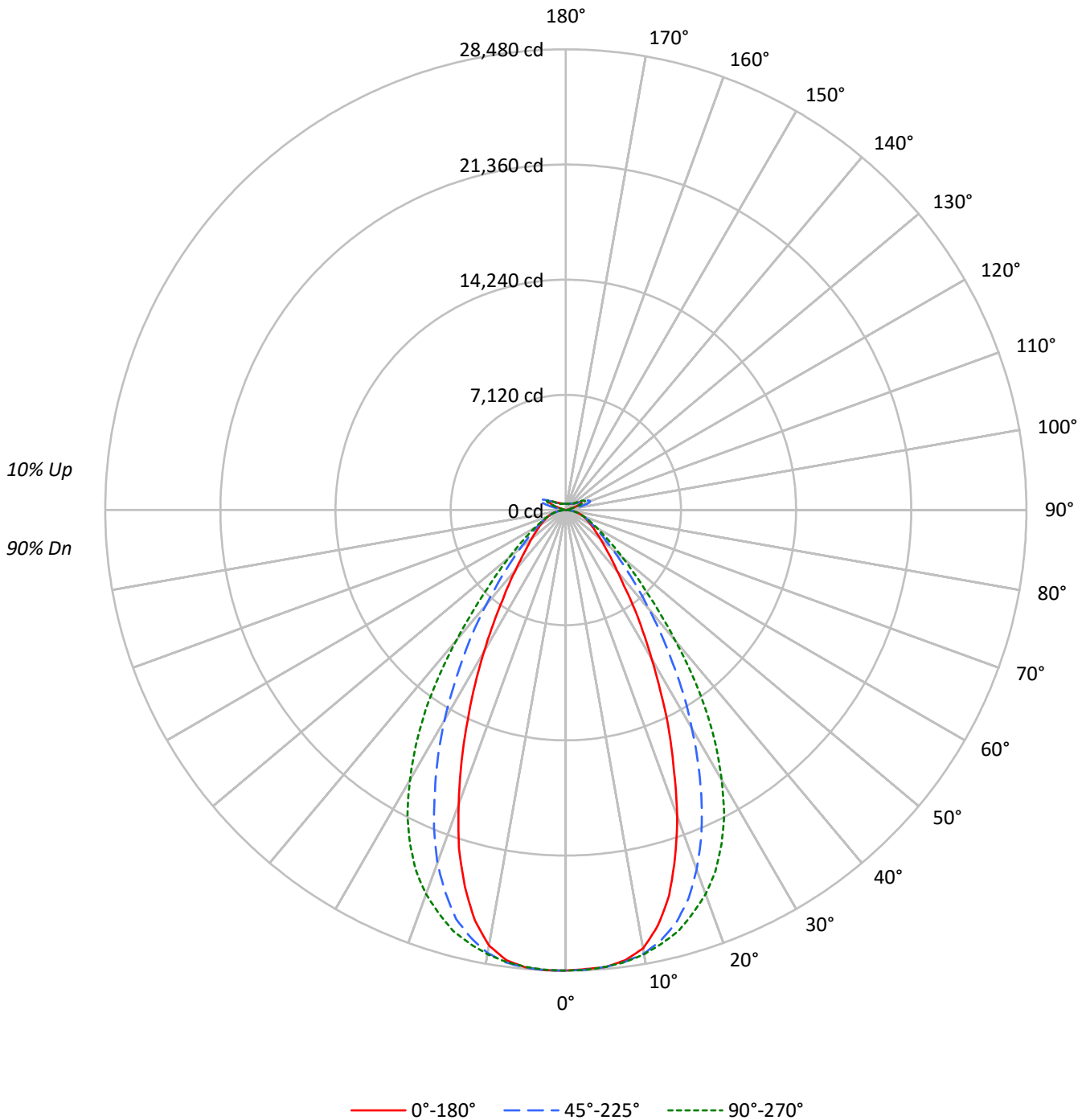
Summary

Lumens per Lamp: N/A
Luminaire Lumens: 39176.1 lumens
Efficiency: N/A
Efficacy: 176.5 lumens/watt
Spacing Criteria (0/90/45): 0.8 / 1.07 / 0.95
Luminous Opening: Vertical Cylinder (Dia: 1.71' x H: 0.1')
CIE Type: Direct

Input Watts (W): 222
Input Voltage (V): NR
Input Current (Ain): NR
Voltage Rise (V): NR
Power Factor: NR
Total Harmonic Distortion (THDi): NR
Frequency (hertz): 60
Stabilization Time: NR
Operation Time: NR
Ambient Temperature (°C): NR
Test Distance: 24 FT

TEST NUMBER: P1432969
CATALOG NUMBER: EHBR1-36-UNV-A1-L850-UPL40

Luminous Intensity Polar Plot





TEST NUMBER: P1432969
 CATALOG NUMBER: EHBR1-36-UNV-A1-L850-UPL40

COEFFICIENT OF UTILIZATION - ZONAL CAVITY METHOD:

RF	20				20				20				20				20			
RC	80				70				50				30				10		0	
RW	70	50	30	10	70	50	30	10	50	30	10	50	30	10	50	30	10	50	30	10
RCR																				
0	117	117	117	117	113	113	113	113	106	106	106	99	99	99	93	93	93	90	90	90
1	109	106	102	100	106	102	100	97	97	94	92	91	89	88	86	85	84	81	81	81
2	102	96	91	86	99	93	88	84	88	84	81	84	81	78	79	77	75	72	72	72
3	95	87	81	76	92	85	79	75	81	76	72	77	73	70	73	70	67	65	65	65
4	89	80	73	68	86	78	71	67	74	69	65	71	66	63	68	64	61	59	59	59
5	83	73	66	61	81	72	65	60	69	63	59	66	61	57	63	59	56	54	54	54
6	78	67	60	55	76	66	59	55	63	58	53	61	56	52	59	54	51	49	49	49
7	74	63	55	50	71	61	55	50	59	53	49	57	52	48	55	50	47	45	45	45
8	69	58	51	46	67	57	51	46	55	49	45	53	48	44	51	47	44	42	42	42
9	65	54	47	43	64	53	47	42	52	46	42	50	45	41	48	44	40	39	39	39
10	62	51	44	40	60	50	44	39	48	43	39	47	42	38	46	41	38	36	36	36

AVERAGE LUMINANCE (cd/sqm):

	0°	45°	90°	135°	180°
0°	133686	133686	133686	133686	133686
5°	132803	132783	132789	133023	132942
10°	129520	131030	131238	130867	128673
15°	117583	125788	128377	124779	114883
20°	97984	115080	122942	112913	94170
25°	75777	99504	114051	95871	71851
30°	55235	81034	100185	77960	52426
35°	39815	62458	82337	59768	37216
40°	28645	46131	60678	44183	27761
45°	22572	33749	42379	32286	21790
50°	18727	25356	30673	24520	18443
55°	16356	20022	23229	19687	16134
60°	14750	16714	18510	16610	14854
65°	13796	14744	15554	14790	13926
70°	13102	13414	13828	13489	13230
75°	12223	12146	12223	12180	12340
80°	11038	10246	10020	10404	11038
85°	7652	6488	6418	6593	7876

MAXIMUM LUMINANCE 45°-90°:

Horizontal Angle: 67.5°
 Vertical Angle: 45°
 Luminance: 44402 cd/sqm



TEST NUMBER: P1432969
 CATALOG NUMBER: EHBR1-36-UNV-A1-L850-UPL40

ZONAL LUMENS:

Zone	Lumens	% Fixture
0°-10°	2688.3	6.9
10°-20°	7225.3	18.4
20°-30°	8785.9	22.4
30°-40°	7156.7	18.3
40°-50°	4296.9	11.0
50°-60°	2472.9	6.3
60°-70°	1547.6	4.0
70°-80°	911.5	2.3
80°-90°	273.3	0.7
90°-100°	100.4	0.3
100°-110°	664.4	1.7
110°-120°	1228.9	3.1
120°-130°	729.3	1.9
130°-140°	440.6	1.1
140°-150°	305.0	0.8
150°-160°	198.5	0.5
160°-170°	113.2	0.3
170°-180°	37.5	0.1
0°-30°	18699.4	47.7
0°-40°	25856.1	66.0
0°-60°	32625.9	83.3
0°-90°	35358.4	90.3
90°-120°	1993.7	5.1
90°-150°	3468.5	8.9
90°-180°	3818.0	9.7
0°-180°	39176.1	100.0

CANDELA DISTRIBUTION:

	0°	45°	90°	135°	180°	Flux
0°	28468	28468	28468	28468	28468	
5°	28356	28351	28352	28403	28385	2680
15°	24668	26390	26933	26178	24102	6787
25°	15133	19871	22776	19145	14349	6895
35°	7308	11463	15112	10970	6830	4623
45°	3652	5460	6857	5224	3526	2881
55°	2210	2706	3139	2660	2180	1998
65°	1440	1539	1624	1544	1454	1432
75°	861	856	861	858	869	912
85°	263	223	221	227	271	281
90°	29	76	28	80	28	26
95°	48	171	53	146	47	46
105°	232	1162	305	1238	152	310
115°	1064	1374	1308	1520	1114	980
125°	768	734	836	813	874	700
135°	562	563	527	589	608	439
145°	465	485	477	490	499	295
155°	411	424	423	425	443	192
165°	391	399	395	395	408	111
175°	390	394	392	390	399	37
180°	393	393	393	393	393	



TEST NUMBER: P1432969
 CATALOG NUMBER: EHBR1-36-UNV-A1-L850-UPL40

CANDELA DISTRIBUTION (FULL):

	0°	22.5°	45°	67.5°	90°	112.5°	135°	157.5°	180°
0°	28467.5	28467.5	28467.5	28467.5	28467.5	28467.5	28467.5	28467.5	28467.5
2.5°	28405.0	28430.6	28441.3	28447.3	28453.9	28471.8	28479.5	28467.0	28477.7
5°	28355.5	28357.2	28351.2	28378.2	28352.5	28370.4	28402.6	28390.0	28385.2
7.5°	28066.9	28126.5	28161.7	28170.6	28175.4	28197.4	28220.1	28091.9	28072.9
10°	27518.3	27618.0	27839.1	27902.3	27883.3	27919.0	27804.5	27469.4	27338.3
12.5°	26315.7	26665.7	27240.5	27496.2	27449.8	27481.4	27091.4	26384.3	25977.6
15°	24668.3	25181.7	26389.7	26894.1	26932.8	26894.1	26178.0	24800.0	24101.9
17.5°	22478.3	23426.4	25204.9	26184.0	26127.9	26146.4	24787.0	22750.2	21951.3
20°	20138.6	21149.3	23652.3	25285.4	25268.1	25164.4	23206.9	20520.8	19354.6
22.5°	17492.5	18795.9	21873.2	24180.6	24174.0	24001.1	21282.8	18086.4	16830.7
25°	15132.6	16411.0	19870.9	22827.1	22775.8	22579.0	19145.3	15657.9	14348.6
27.5°	12692.8	14021.8	17733.5	21241.2	21205.9	20991.3	17102.0	13388.0	12141.8
30°	10624.5	11839.6	15586.9	19495.9	19270.6	19246.1	14995.5	11286.2	10084.2
32.5°	8852.4	9894.0	13563.3	17670.8	17271.9	17385.8	12896.1	9528.5	8337.3
35°	7307.5	8225.2	11463.3	15560.1	15111.7	15259.0	10969.6	7818.5	6830.5
37.5°	5930.8	6813.2	9683.5	13507.2	12821.6	13099.5	9275.2	6529.4	5737.6
40°	4964.9	5664.9	7995.6	11254.7	10517.1	10969.6	7658.1	5446.1	4811.7
42.5°	4278.0	4734.8	6599.2	9104.1	8538.2	8859.0	6311.8	4552.9	4078.3
45°	3652.0	4016.3	5460.4	7184.1	6856.7	7154.3	5223.7	3882.1	3525.6
47.5°	3189.9	3470.8	4495.1	5801.5	5598.1	5692.3	4362.7	3387.9	3098.1
50°	2791.0	3008.0	3779.0	4682.3	4571.4	4629.2	3654.4	2947.8	2748.7
52.5°	2481.0	2640.1	3169.6	3848.2	3793.2	3802.2	3114.2	2593.1	2448.8
55°	2210.3	2321.2	2705.7	3152.3	3139.2	3141.6	2660.5	2297.9	2180.4
57.5°	1973.5	2065.4	2325.3	2647.9	2628.8	2633.0	2303.9	2040.9	1965.2
60°	1773.2	1834.6	2009.3	2237.7	2225.2	2219.8	1996.8	1812.0	1785.7
62.5°	1595.5	1634.9	1756.0	1918.1	1894.3	1899.7	1755.4	1636.7	1597.9
65°	1440.0	1453.6	1538.9	1639.1	1623.5	1636.7	1543.7	1462.5	1453.6
67.5°	1287.9	1301.5	1351.6	1419.0	1401.2	1411.9	1352.8	1305.2	1297.4
70°	1149.6	1149.0	1177.0	1213.3	1213.3	1215.1	1183.6	1154.9	1160.9
72.5°	1006.5	1002.8	1011.2	1035.6	1029.2	1051.7	1018.4	1009.4	1010.6
75°	861.0	850.9	855.6	868.2	861.0	872.9	858.0	869.3	869.3
77.5°	723.9	704.8	698.8	700.6	687.5	705.4	708.9	716.7	734.6
80°	580.7	553.9	539.0	538.4	527.1	538.4	547.3	563.4	580.7
82.5°	431.1	407.9	382.8	378.0	370.8	377.4	389.4	408.4	436.4
85°	263.0	238.5	223.0	214.6	220.6	220.6	226.6	253.4	270.7
87.5°	94.8	82.9	68.0	68.6	70.3	72.8	75.7	95.4	104.3
90°	28.7	44.5	76.2	48.7	27.5	46.6	80.5	42.3	28.1
92.5°	40.8	67.8	122.8	63.5	36.0	63.5	114.3	57.2	38.7
95°	47.7	78.3	171.4	84.7	52.9	78.3	146.1	63.5	47.2
97.5°	60.4	86.7	196.9	103.7	82.5	97.3	165.1	67.8	57.8
100°	79.5	101.6	307.0	127.0	110.1	110.1	302.6	78.3	66.8
102.5°	134.6	215.9	652.0	239.2	167.2	215.9	702.7	158.7	81.6
105°	231.9	455.1	1162.1	501.7	304.8	495.3	1238.3	414.8	151.5
107.5°	401.3	814.9	1532.5	889.0	577.9	925.0	1595.9	821.3	356.8
110°	748.4	1081.6	1606.6	1221.3	925.0	1293.3	1742.0	1126.1	725.1



TEST NUMBER: P1432969
 CATALOG NUMBER: EHBR1-36-UNV-A1-L850-UPL40

CANDELA DISTRIBUTION (continued):

	0°	22.5°	45°	67.5°	90°	112.5°	135°	157.5°	180°
112.5°	1010.9	1162.1	1538.9	1348.3	1204.4	1441.4	1701.8	1248.9	1004.5
115°	1063.7	1117.7	1373.7	1316.6	1308.1	1420.3	1519.8	1244.6	1114.5
117.5°	1028.4	1020.2	1166.3	1183.3	1263.6	1299.7	1312.4	1168.4	1120.9
120°	951.6	908.0	973.7	1033.0	1140.9	1126.1	1104.9	1056.9	1057.4
122.5°	857.0	804.9	834.0	878.5	986.4	954.6	933.5	942.5	971.2
125°	768.0	716.0	734.5	745.1	836.1	804.3	813.4	845.2	873.9
127.5°	689.7	654.6	664.6	652.0	709.1	694.3	726.6	763.1	787.0
130°	636.8	606.6	620.8	590.6	618.7	622.9	665.8	695.5	710.9
132.5°	592.9	573.3	590.2	553.6	562.1	579.7	619.8	645.9	654.3
135°	561.8	544.2	563.3	528.9	527.3	552.7	588.7	605.6	608.3
137.5°	534.3	519.4	538.5	513.1	506.8	532.1	559.6	572.4	568.7
140°	510.0	496.7	517.9	498.8	494.6	520.0	532.7	548.1	543.9
142.5°	483.2	474.7	499.4	486.7	482.5	506.5	512.9	523.4	519.7
145°	464.7	458.3	485.3	479.0	476.8	494.4	490.2	505.5	499.2
147.5°	449.6	444.8	469.0	466.9	466.9	479.6	473.8	487.0	481.3
150°	435.4	430.5	454.7	452.6	454.7	463.2	455.3	471.3	469.8
152.5°	421.1	416.3	438.4	435.7	437.8	446.3	439.0	456.5	455.6
155°	411.1	406.3	424.2	423.0	423.0	427.8	424.7	442.8	443.4
157.5°	404.4	401.1	414.7	413.5	413.5	416.3	415.3	431.3	431.9
160°	399.2	396.0	407.5	406.3	404.2	409.0	408.0	421.9	422.5
162.5°	394.2	390.8	403.8	401.1	400.5	401.1	400.2	414.6	415.3
165°	390.6	389.3	398.6	397.4	395.4	397.4	395.0	404.7	407.5
167.5°	391.2	388.4	397.1	396.0	393.8	391.7	393.5	401.1	403.8
170°	389.6	389.0	395.6	392.3	389.6	390.2	390.0	397.4	400.2
172.5°	390.8	390.2	396.8	393.5	390.8	391.3	389.0	394.4	399.2
175°	390.5	389.3	394.4	392.6	392.0	390.6	390.2	393.5	398.9
177.5°	393.1	391.9	395.0	393.2	390.6	391.2	392.9	396.2	403.7
180°	392.9	392.9	392.9	392.9	392.9	392.9	392.9	392.9	392.9



TEST NUMBER: P1432969
 CATALOG NUMBER: EHBR1-36-UNV-A1-L850-UPL40

CIE UGR TABLE:

Reflectances:											
Ceiling		0.7	0.7	0.5	0.5	0.3	0.7	0.7	0.5	0.5	0.3
Wall		0.5	0.3	0.5	0.3	0.3	0.5	0.3	0.5	0.3	0.3
Reference plane		0.2	0.2	0.2	0.2	0.2	0.2	0.2	0.2	0.2	0.2
Room dimensions		Viewed crosswise					Viewed endwise				
X=2H	Y=2H	18.15	19.26	18.68	19.77	20.33	19.13	20.24	19.66	20.75	21.31
	3H	19.63	20.61	20.17	21.14	21.73	20.39	21.38	20.94	21.90	22.50
	4H	20.22	21.15	20.79	21.69	22.30	20.89	21.81	21.45	22.35	22.96
	6H	20.69	21.54	21.27	22.09	22.72	21.24	22.09	21.82	22.64	23.27
	8H	20.83	21.64	21.43	22.21	22.84	21.34	22.14	21.93	22.71	23.35
	12H	20.91	21.68	21.50	22.24	22.90	21.37	22.14	21.97	22.71	23.36
4H	2H	18.66	19.59	19.23	20.13	20.74	19.44	20.37	20.01	20.91	21.52
	3H	20.34	21.11	20.92	21.69	22.32	20.93	21.69	21.51	22.27	22.91
	4H	21.06	21.74	21.65	22.34	23.00	21.55	22.24	22.15	22.83	23.49
	6H	21.64	22.23	22.26	22.84	23.53	22.03	22.62	22.65	23.23	23.92
	8H	21.82	22.37	22.45	22.99	23.68	22.16	22.71	22.78	23.33	24.02
	12H	21.93	22.42	22.57	23.06	23.75	22.22	22.71	22.87	23.36	24.05
8H	4H	21.28	21.83	21.91	22.45	23.14	21.73	22.28	22.35	22.89	23.58
	6H	21.97	22.42	22.63	23.08	23.78	22.31	22.76	22.96	23.42	24.12
	8H	22.22	22.62	22.89	23.29	24.00	22.50	22.91	23.18	23.58	24.29
	12H	22.39	22.74	23.05	23.39	24.17	22.62	22.98	23.29	23.63	24.41
12H	4H	21.28	21.77	21.92	22.41	23.11	21.72	22.21	22.36	22.86	23.55
	6H	21.99	22.40	22.67	23.07	23.78	22.33	22.73	23.00	23.40	24.11
	8H	22.29	22.64	22.95	23.29	24.07	22.56	22.92	23.23	23.57	24.35

LM-79-2019: Approved Method: Electrical and Photometric Measurements of Solid-
State Lighting Products

Report Prepared for

Cooper Lighting Solutions

Metalux

Report Number: SP1-2506-472-4

Test Date: 07/31/2025

Luminaire Tested: EHBR-60-L850-N

Data in this report applies to families of products including EHBR-60-L850-N

Test Information

Test Method: LM-79-2019
 Report Number: SP1-2506-472-4
 Test Lab: COOPER LIGHTING SOLUTIONS
 Photometer: SP1 - 76IN SPHERE
 Measurement Geometry: 4π
 Issue Date: 08/05/2025
 Manufacturer: COOPER LIGHTING SOLUTIONS
 Product Line: Metalux
 Catalog Number: **EHBR-60-L850-N**
 Description: Elevate Round Highbay at, 60000 lumens, 5000K 80CRI LEDs with N lens

Spectral Parameters

CCT (K): 4875
 CIE u': 0.2124
 CIE v': 0.4871
 Duv: 0.0005
 CIE x: 0.3488
 CIE y: 0.3555
 CIE z: 0.2957
 Peak Wavelength (nm): 630
 Dominant Wavelength (nm): 573
 Purity: 11.33556
 Rf: 80
 Rg: 102.3

CRI (Ra):	82.3		
R1:	85.0	R9:	43.9
R2:	83.1	R10:	57.4
R3:	78.8	R11:	83.1
R4:	84.0	R12:	51.0
R5:	83.0	R13:	83.4
R6:	76.3	R14:	87.4
R7:	86.8	R15:	83.4
R8:	81.7		



Test Conditions

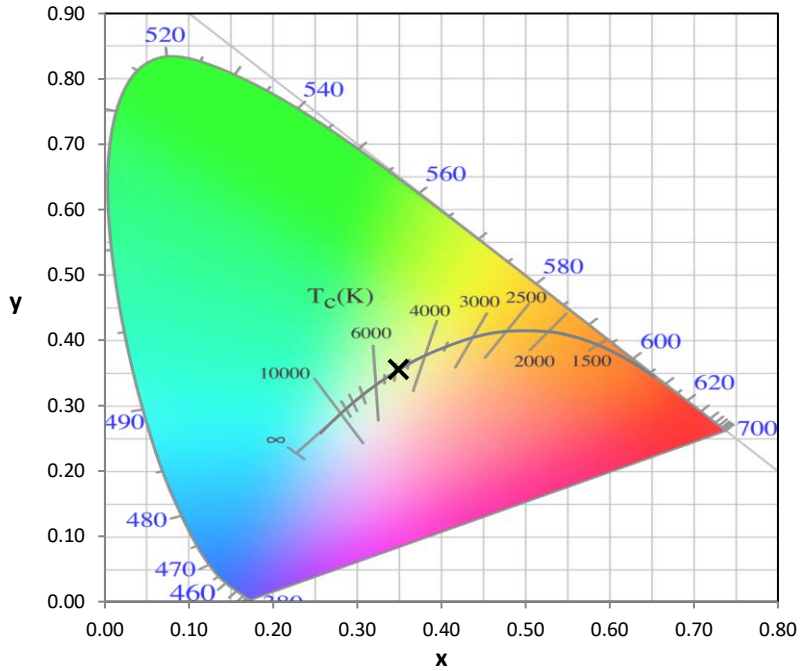
Stabilization Time: 39M
 Operation Time: 1H 39M
 Sphere Temperature (°C): 25.0

REPORT NUMBER: SP1-2506-472-4

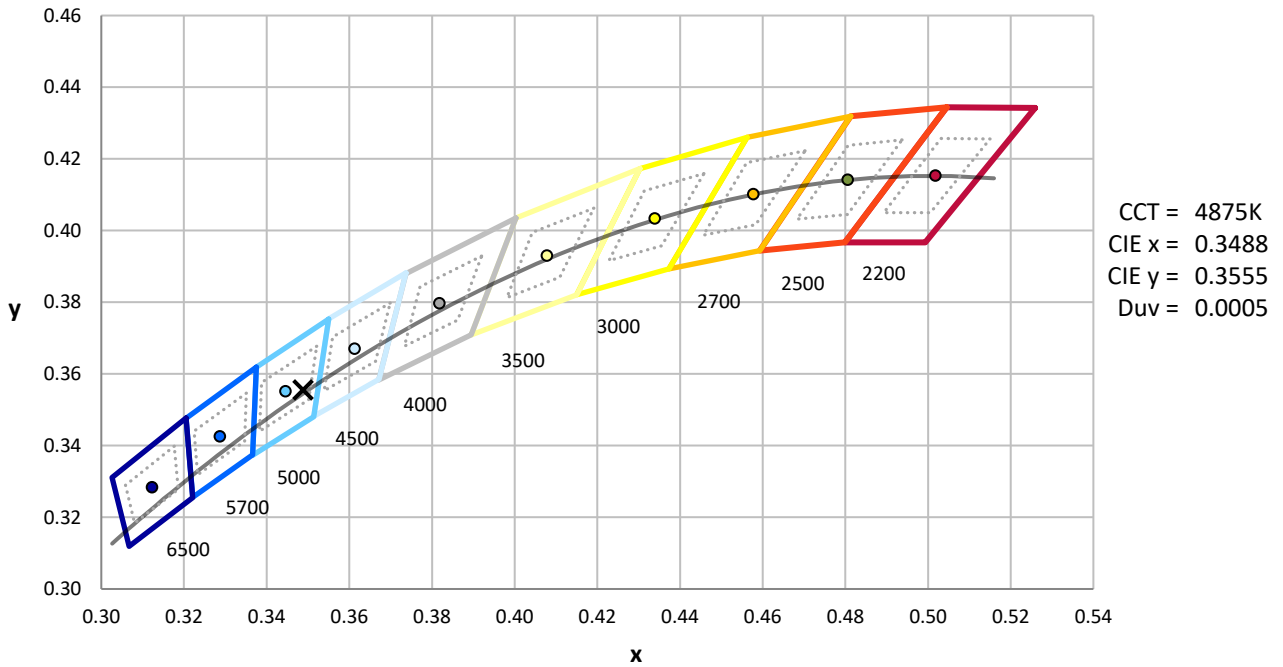
Measurement and Test Equipment			
Instrument	Identification Number	Calibration Date	Calibration Due Date
Photometer	76INCH SPHERE IN0058	6/16/2025	12/16/2025
Power Meter	XITRON INXT2011004	1/21/2025	1/21/2026
AC Power Source	CHROMA 61603 IN0063	10/22/2024	10/22/2025
DC Power Source	AGILENT E3634A IN0208	10/22/2024	10/22/2025
Sphere Thermometer	ONSET IN0085	10/22/2024	10/22/2025
Room Thermometer	ONSET IN0046	10/22/2024	10/22/2025

REPORT NUMBER: SP1-2506-472-4

CIE 1931 Chromaticity Diagram



CIE 1931 Chromaticity Diagram with 2017 ANSI 7-Step and 4-Step Quadrangles



Point lies inside the ANSI 5000K 4-step quadrangle

REPORT NUMBER: SP1-2506-472-4

Photopic Flux vs. Wavelength



Photopic Lumens: NR

λ (nm)	Power W [^] /nm	Lumens (φ/nm)	λ (nm)	Power W [^] /nm	Lumens (φ/nm)	λ (nm)	Power W [^] /nm	Lumens (φ/nm)	λ (nm)	Power W [^] /nm	Lumens (φ/nm)	λ (nm)	Power W [^] /nm	Lumens (φ/nm)
360	0	NR	490	89	NR	620	280	NR	750	6	NR	880	0	NR
365	0	NR	495	121	NR	625	280	NR	755	5	NR	885	0	NR
370	0	NR	500	168	NR	630	1000	NR	760	5	NR	890	0	NR
375	0	NR	505	224	NR	635	626	NR	765	4	NR	895	0	NR
380	1	NR	510	275	NR	640	163	NR	770	4	NR	900	0	NR
385	2	NR	515	321	NR	645	160	NR	775	3	NR	905	0	NR
390	3	NR	520	354	NR	650	136	NR	780	3	NR	910	0	NR
395	5	NR	525	375	NR	655	111	NR	785	2	NR	915	0	NR
400	7	NR	530	388	NR	660	93	NR	790	2	NR	920	0	NR
405	10	NR	535	395	NR	665	76	NR	795	2	NR	925	0	NR
410	15	NR	540	397	NR	670	72	NR	800	2	NR	930	0	NR
415	28	NR	545	398	NR	675	57	NR	805	1	NR	935	0	NR
420	53	NR	550	396	NR	680	49	NR	810	1	NR	940	0	NR
425	97	NR	555	395	NR	685	42	NR	815	1	NR	945	0	NR
430	163	NR	560	392	NR	690	37	NR	820	1	NR	950	0	NR
435	261	NR	565	388	NR	695	32	NR	825	1	NR	955	0	NR
440	409	NR	570	381	NR	700	27	NR	830	1	NR	960	0	NR
445	637	NR	575	374	NR	705	23	NR	835	1	NR	965	0	NR
450	699	NR	580	365	NR	710	20	NR	840	1	NR	970	0	NR
455	436	NR	585	354	NR	715	17	NR	845	0	NR	975	0	NR
460	274	NR	590	342	NR	720	15	NR	850	0	NR	980	0	NR
465	205	NR	595	325	NR	725	13	NR	855	0	NR	985	0	NR
470	130	NR	600	313	NR	730	11	NR	860	0	NR	990	0	NR
475	90	NR	605	301	NR	735	10	NR	865	0	NR	995	0	NR
480	78	NR	610	323	NR	740	8	NR	870	0	NR	1000	0	NR
485	77	NR	615	340	NR	745	7	NR	875	0	NR			

REPORT NUMBER: SP1-2506-472-4

Scotopic Flux vs. Wavelength



Scotopic Lumens: NR

S/P: 1.82

λ (nm)	Power W [^] /nm	Lumens (ϕ /nm)	λ (nm)	Power W [^] /nm	Lumens (ϕ /nm)	λ (nm)	Power W [^] /nm	Lumens (ϕ /nm)	λ (nm)	Power W [^] /nm	Lumens (ϕ /nm)	λ (nm)	Power W [^] /nm	Lumens (ϕ /nm)
360	0	NR	490	89	NR	620	280	NR	750	6	NR	880	0	NR
365	0	NR	495	121	NR	625	280	NR	755	5	NR	885	0	NR
370	0	NR	500	168	NR	630	1000	NR	760	5	NR	890	0	NR
375	0	NR	505	224	NR	635	626	NR	765	4	NR	895	0	NR
380	1	NR	510	275	NR	640	163	NR	770	4	NR	900	0	NR
385	2	NR	515	321	NR	645	160	NR	775	3	NR	905	0	NR
390	3	NR	520	354	NR	650	136	NR	780	3	NR	910	0	NR
395	5	NR	525	375	NR	655	111	NR	785	2	NR	915	0	NR
400	7	NR	530	388	NR	660	93	NR	790	2	NR	920	0	NR
405	10	NR	535	395	NR	665	76	NR	795	2	NR	925	0	NR
410	15	NR	540	397	NR	670	72	NR	800	2	NR	930	0	NR
415	28	NR	545	398	NR	675	57	NR	805	1	NR	935	0	NR
420	53	NR	550	396	NR	680	49	NR	810	1	NR	940	0	NR
425	97	NR	555	395	NR	685	42	NR	815	1	NR	945	0	NR
430	163	NR	560	392	NR	690	37	NR	820	1	NR	950	0	NR
435	261	NR	565	388	NR	695	32	NR	825	1	NR	955	0	NR
440	409	NR	570	381	NR	700	27	NR	830	1	NR	960	0	NR
445	637	NR	575	374	NR	705	23	NR	835	1	NR	965	0	NR
450	699	NR	580	365	NR	710	20	NR	840	1	NR	970	0	NR
455	436	NR	585	354	NR	715	17	NR	845	0	NR	975	0	NR
460	274	NR	590	342	NR	720	15	NR	850	0	NR	980	0	NR
465	205	NR	595	325	NR	725	13	NR	855	0	NR	985	0	NR
470	130	NR	600	313	NR	730	11	NR	860	0	NR	990	0	NR
475	90	NR	605	301	NR	735	10	NR	865	0	NR	995	0	NR
480	78	NR	610	323	NR	740	8	NR	870	0	NR	1000	0	NR
485	77	NR	615	340	NR	745	7	NR	875	0	NR			

REPORT NUMBER: SP1-2506-472-4

Melanopic Flux vs. Wavelength



Melanopic Lumens: NR

M/P: 3.71

λ (nm)	Power W [^] /nm	Lumens (φ/nm)	λ (nm)	Power W [^] /nm	Lumens (φ/nm)	λ (nm)	Power W [^] /nm	Lumens (φ/nm)	λ (nm)	Power W [^] /nm	Lumens (φ/nm)	λ (nm)	Power W [^] /nm	Lumens (φ/nm)
360	0	NR	490	89	NR	620	280	NR	750	6	NR	880	0	NR
365	0	NR	495	121	NR	625	280	NR	755	5	NR	885	0	NR
370	0	NR	500	168	NR	630	1000	NR	760	5	NR	890	0	NR
375	0	NR	505	224	NR	635	626	NR	765	4	NR	895	0	NR
380	1	NR	510	275	NR	640	163	NR	770	4	NR	900	0	NR
385	2	NR	515	321	NR	645	160	NR	775	3	NR	905	0	NR
390	3	NR	520	354	NR	650	136	NR	780	3	NR	910	0	NR
395	5	NR	525	375	NR	655	111	NR	785	2	NR	915	0	NR
400	7	NR	530	388	NR	660	93	NR	790	2	NR	920	0	NR
405	10	NR	535	395	NR	665	76	NR	795	2	NR	925	0	NR
410	15	NR	540	397	NR	670	72	NR	800	2	NR	930	0	NR
415	28	NR	545	398	NR	675	57	NR	805	1	NR	935	0	NR
420	53	NR	550	396	NR	680	49	NR	810	1	NR	940	0	NR
425	97	NR	555	395	NR	685	42	NR	815	1	NR	945	0	NR
430	163	NR	560	392	NR	690	37	NR	820	1	NR	950	0	NR
435	261	NR	565	388	NR	695	32	NR	825	1	NR	955	0	NR
440	409	NR	570	381	NR	700	27	NR	830	1	NR	960	0	NR
445	637	NR	575	374	NR	705	23	NR	835	1	NR	965	0	NR
450	699	NR	580	365	NR	710	20	NR	840	1	NR	970	0	NR
455	436	NR	585	354	NR	715	17	NR	845	0	NR	975	0	NR
460	274	NR	590	342	NR	720	15	NR	850	0	NR	980	0	NR
465	205	NR	595	325	NR	725	13	NR	855	0	NR	985	0	NR
470	130	NR	600	313	NR	730	11	NR	860	0	NR	990	0	NR
475	90	NR	605	301	NR	735	10	NR	865	0	NR	995	0	NR
480	78	NR	610	323	NR	740	8	NR	870	0	NR	1000	0	NR
485	77	NR	615	340	NR	745	7	NR	875	0	NR			

Summary

$R_f = 80$
 $R_g = 102.3$
 $CIE R_a = 82.3$
 $R_9 = 43.9$

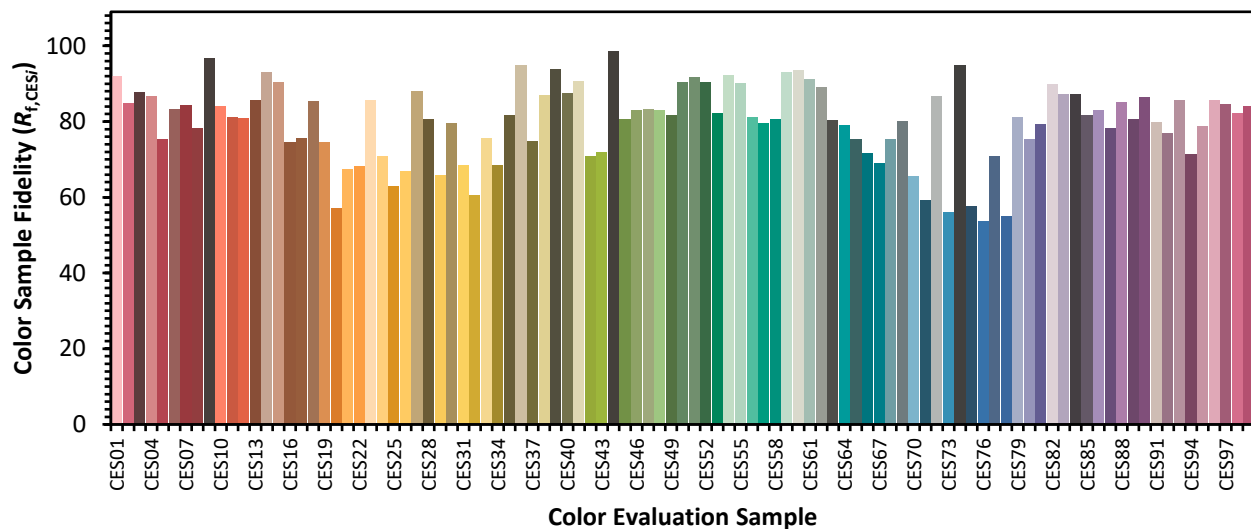


Color Vector Graphics



Individual Sample Fidelity Index ($R_{f,i}$)

CES01 = 85	CES26 = 67	CES51 = 92	CES76 = 54
CES02 = 60	CES27 = 88	CES52 = 91	CES77 = 71
CES03 = 31	CES28 = 81	CES53 = 82	CES78 = 55
CES04 = 69	CES29 = 66	CES54 = 92	CES79 = 81
CES05 = 47	CES30 = 80	CES55 = 90	CES80 = 75
CES06 = 50	CES31 = 69	CES56 = 81	CES81 = 79
CES07 = 40	CES32 = 61	CES57 = 80	CES82 = 90
CES08 = 39	CES33 = 76	CES58 = 81	CES83 = 87
CES09 = 29	CES34 = 68	CES59 = 93	CES84 = 87
CES10 = 73	CES35 = 82	CES60 = 94	CES85 = 82
CES11 = 56	CES36 = 95	CES61 = 91	CES86 = 83
CES12 = 62	CES37 = 75	CES62 = 89	CES87 = 78
CES13 = 42	CES38 = 87	CES63 = 80	CES88 = 85
CES14 = 74	CES39 = 94	CES64 = 79	CES89 = 81
CES15 = 71	CES40 = 87	CES65 = 75	CES90 = 86
CES16 = 46	CES41 = 91	CES66 = 72	CES91 = 80
CES17 = 48	CES42 = 71	CES67 = 69	CES92 = 77
CES18 = 56	CES43 = 72	CES68 = 75	CES93 = 86
CES19 = 70	CES44 = 99	CES69 = 80	CES94 = 71
CES20 = 65	CES45 = 81	CES70 = 66	CES95 = 79
CES21 = 85	CES46 = 83	CES71 = 59	CES96 = 86
CES22 = 77	CES47 = 83	CES72 = 87	CES97 = 85
CES23 = 91	CES48 = 83	CES73 = 56	CES98 = 82
CES24 = 90	CES49 = 82	CES74 = 95	CES99 = 84
CES25 = 71	CES50 = 91	CES75 = 58	



Color Rendition by Hue-Angle Bin



Measure Comparisons



(END OF REPORT)