

Cooper Lighting Solutions Photometric Lab  
1121 Highway 74 South  
Peachtree City, GA 30269



Scaled data based on original data using  
LM-79-2019 Approved Method: Electrical and Photometric Measurements of Solid-  
State Lighting Products

Test Report Prepared for  
Cooper Lighting Solutions

Brand: METALUX

Report Number: P1433378

Luminaire Tested: EHBR1-60-UNV-TASM-L930

Issue Date: 3/13/2026

**Test Information**

Test Method: LM-79-2019  
Report Number: P1433378  
TEST IS SCALED FROM IESNA LM-79-08 TEST DATA (G3-2601-654-4)  
Test Lab: INNOVATION CENTER  
Issue Date: 3/13/2026  
Manufacturer: COOPER LIGHTING SOLUTIONS  
Product Line: METALUX  
Catalog Number: EHBR1-60-UNV-TASM-L930  
Description: Elevate Round Highbay at, 60000 lumens, 3000K 90CRI LEDs with TASM lens  
Light Source: -  
Ballast/Driver: -

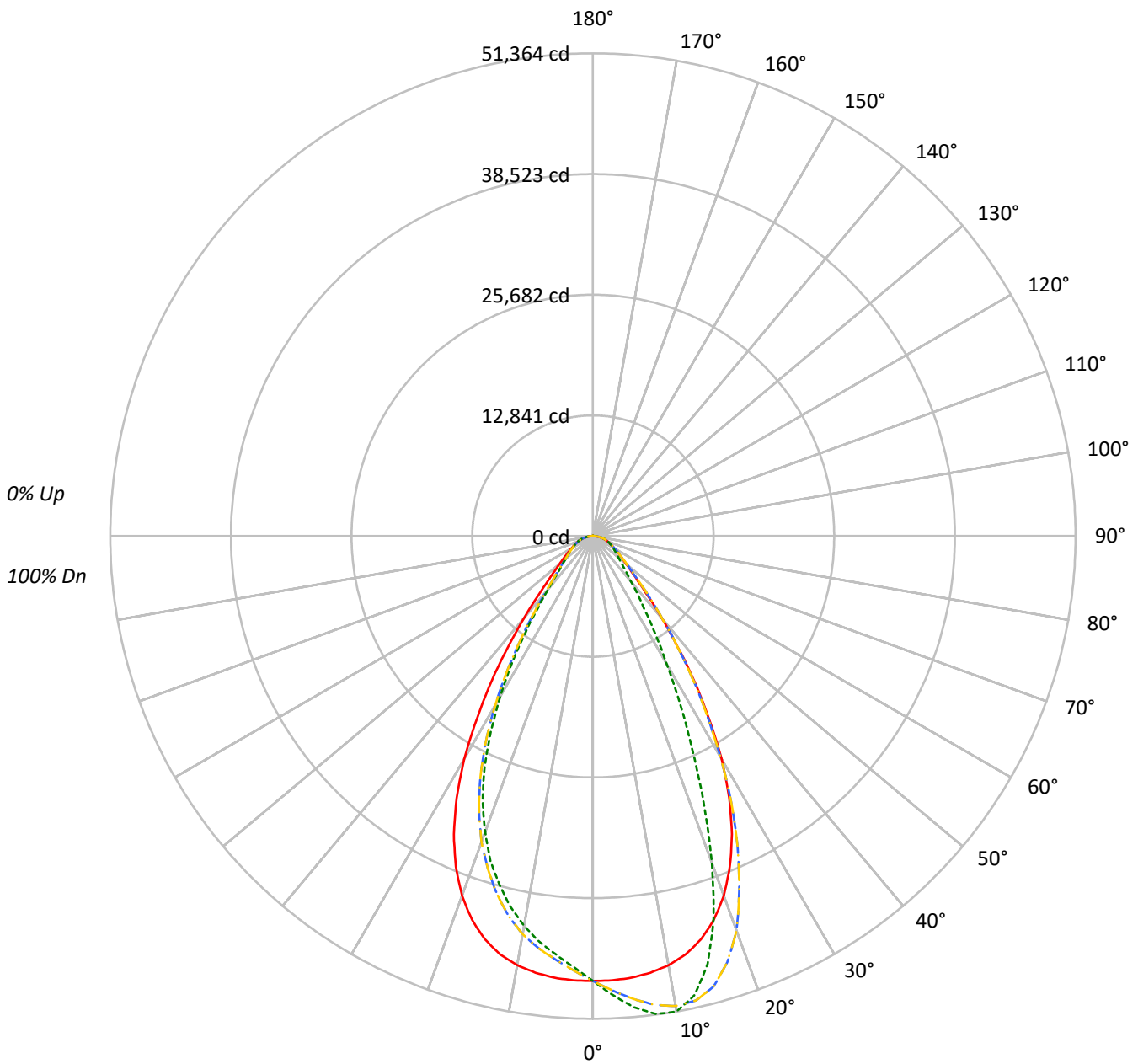
**Summary**

Lumens per Lamp: N/A  
Luminaire Lumens: 52928.5 lumens  
Efficiency: N/A  
Efficacy: 160.2 lumens/watt  
Spacing Criteria (0/90/45): 0.99 / 0.84 / 0.9  
Luminous Opening: Circular (Dia: 1.71' x H: 0')  
CIE Type: Direct

Input Watts (W): 330.4  
Input Voltage (V): NR  
Input Current (Ain): NR  
Voltage Rise (V): NR  
Power Factor: NR  
Total Harmonic Distortion (THDi): NR  
Frequency (hertz): 60  
Stabilization Time: NR  
Operation Time: NR  
Ambient Temperature (°C): NR  
Test Distance: 24 FT

TEST NUMBER: P1433378  
CATALOG NUMBER: EHBR1-60-UNV-TASM-L930

### Luminous Intensity Polar Plot



— 0°-180°    - - 45°-225°    - · - · 90°-270°    - · - · 135°-315°



TEST NUMBER: P1433378  
 CATALOG NUMBER: EHBR1-60-UNV-TASM-L930

**COEFFICIENT OF UTILIZATION - ZONAL CAVITY METHOD:**

RF	20				20				20				20				20				
RC	80				70				50				30				10			0	
RW	70	50	30	10	70	50	30	10	50	30	10	50	30	10	50	30	10	50	30	10	0
RCR																					
0	119	119	119	119	116	116	116	116	111	111	111	106	106	106	102	102	102	102	102	102	100
1	112	108	105	103	109	106	104	101	102	100	98	98	97	95	95	93	92	92	92	92	90
2	105	99	94	90	103	97	93	89	94	90	87	91	88	85	88	85	83	83	83	83	81
3	99	91	85	80	96	89	84	79	87	82	78	84	80	77	82	78	76	76	76	76	74
4	93	84	77	72	91	83	77	72	80	75	71	78	74	70	76	72	69	69	69	69	67
5	87	78	71	66	86	77	70	65	75	69	65	73	68	64	71	67	64	64	64	64	62
6	82	72	65	60	81	71	65	60	70	64	60	68	63	59	67	62	59	59	59	59	57
7	78	67	60	56	76	67	60	56	65	59	55	64	59	55	63	58	55	55	55	55	53
8	74	63	56	52	72	62	56	52	61	55	51	60	55	51	59	54	51	51	51	51	49
9	70	59	53	48	69	59	52	48	58	52	48	57	51	48	56	51	47	47	47	47	46
10	66	56	49	45	65	55	49	45	54	49	45	54	48	45	53	48	45	45	45	45	43

**AVERAGE LUMINANCE (cd/sqm):**

	0°	90°	180°	270°
0°	222292	222292	222292	222292
5°	222380	237238	222380	210840
10°	221091	244929	221091	200855
15°	216010	229150	216010	186786
20°	203440	185036	203440	167541
25°	181398	129156	181398	141450
30°	148467	84697	148467	106679
35°	107420	55333	107420	71642
40°	70134	38514	70134	45625
45°	45002	30170	45002	32876
50°	33863	25977	33863	27748
55°	28095	24047	28095	24890
60°	24826	23376	24826	23517
65°	23247	23158	23247	23059
70°	22889	23570	22889	23265
75°	22708	24190	22708	23464
80°	22203	25421	22203	23766
85°	18702	23622	18702	22523

**MAXIMUM LUMINANCE 45°-90°:**

Horizontal Angle: 22.5°  
 Vertical Angle: 45°  
 Luminance: 63269 cd/sqm



TEST NUMBER: P1433378  
 CATALOG NUMBER: EHBR1-60-UNV-TASM-L930

**ZONAL LUMENS:**

Zone	Lumens	% Fixture
0°-10°	4500.9	8.5
10°-20°	12244.9	23.1
20°-30°	14360.8	27.1
30°-40°	9987.1	18.9
40°-50°	4963.1	9.4
50°-60°	2968.4	5.6
60°-70°	2089.3	3.9
70°-80°	1345.9	2.5
80°-90°	427.5	0.8
90°-100°	2.5	0.0
100°-110°	3.0	0.0
110°-120°	3.1	0.0
120°-130°	3.9	0.0
130°-140°	5.2	0.0
140°-150°	6.2	0.0
150°-160°	7.0	0.0
160°-170°	6.8	0.0
170°-180°	2.9	0.0
0°-30°	31106.7	58.8
0°-40°	41093.7	77.6
0°-60°	49025.3	92.6
0°-90°	52887.9	99.9
90°-120°	8.5	0.0
90°-150°	23.8	0.0
90°-180°	41.0	0.1
0°-180°	52928.5	100.0

**CANDELA DISTRIBUTION:**

	0°	90°	180°	270°	360°	Flux
0°	47336	47336	47336	47336	47336	
5°	47174	50326	47174	44726	47174	4477
15°	44430	47133	44430	38420	44430	12417
25°	35008	24926	35008	27299	35008	15849
35°	18738	9652	18738	12497	18738	11697
45°	6776	4543	6776	4950	6776	5545
55°	3432	2937	3432	3040	3432	3138
65°	2092	2084	2092	2075	2092	2101
75°	1252	1333	1252	1293	1252	1314
85°	347	438	347	418	347	386
90°	1	7	1	1	1	17
95°	2	7	2	1	2	1
105°	2	8	2	2	2	2
115°	3	8	3	2	3	2
125°	4	9	4	3	4	4
135°	7	10	7	4	7	5
145°	11	12	11	10	11	6
155°	14	16	14	17	14	7
165°	24	29	24	25	24	7
175°	31	38	31	30	31	3
180°	33	33	33	33	33	



TEST NUMBER: P1433378  
 CATALOG NUMBER: EHBR1-60-UNV-TASM-L930

**CANDELA DISTRIBUTION (FULL):**

	0°	22.5°	45°	67.5°	90°	112.5°	135°	157.5°	180°	202.5°	225°
0°	47335.6	47335.6	47335.6	47335.6	47335.6	47335.6	47335.6	47335.6	47335.6	47335.6	47335.6
2.5°	47308.0	47919.6	48414.9	48741.5	48903.1	48741.5	48414.9	47919.6	47308.0	46700.0	46282.0
5°	47174.0	48398.9	49436.5	50115.6	50326.0	50115.6	49436.5	48398.9	47174.0	46016.6	45248.8
7.5°	46853.6	48761.9	50303.8	51096.4	51289.9	51096.4	50303.8	48761.9	46853.6	45215.0	44244.9
10°	46364.5	48991.0	50772.4	51340.4	51363.5	51340.4	50772.4	48991.0	46364.5	44157.1	43012.9
12.5°	45584.3	48909.3	50615.3	50428.9	50005.5	50428.9	50615.3	48909.3	45584.3	42864.6	41421.3
15°	44430.4	48425.5	49620.3	48103.4	47133.2	48103.4	49620.3	48425.5	44430.4	41119.6	39445.6
17.5°	42804.3	47520.2	47543.3	44542.2	42712.0	44542.2	47543.3	47520.2	42804.3	38985.8	37142.2
20°	40708.6	46068.0	44683.4	39194.4	37025.9	39194.4	44683.4	46068.0	40708.6	36463.2	34654.2
22.5°	38081.3	44110.0	40700.7	33814.6	30856.1	33814.6	40700.7	44110.0	38081.3	33529.6	31647.0
25°	35008.3	41710.8	36416.2	27952.7	24926.0	27952.7	36416.2	41710.8	35008.3	30034.2	28331.7
27.5°	31394.0	38669.8	31853.8	22841.9	20049.4	22841.9	31853.8	38669.8	31394.0	26425.2	24686.4
30°	27379.3	34771.4	27106.0	18190.8	15619.4	18190.8	27106.0	34771.4	27379.3	22370.6	20813.6
32.5°	22884.5	30950.2	22546.3	14575.5	12397.3	14575.5	22546.3	30950.2	22884.5	18501.4	16874.4
35°	18737.6	26169.5	18434.8	11452.8	9651.9	11452.8	18434.8	26169.5	18737.6	14848.9	13251.2
37.5°	14705.1	21652.5	14695.3	9222.3	7828.8	9222.3	14695.3	21652.5	14705.1	11544.3	10247.5
40°	11440.5	16930.3	11514.2	7361.9	6282.5	7361.9	11514.2	16930.3	11440.5	8783.8	7953.9
42.5°	8668.5	12945.9	9050.2	6042.0	5336.3	6042.0	9050.2	12945.9	8668.5	6920.7	6299.4
45°	6776.1	9526.7	7067.2	5097.6	4542.8	5097.6	7067.2	9526.7	6776.1	5573.4	5156.1
47.5°	5518.3	7362.8	5727.8	4372.4	3983.6	4372.4	5727.8	7362.8	5518.3	4714.1	4401.7
50°	4635.1	5649.6	4755.8	3816.8	3555.7	3816.8	4755.8	5649.6	4635.1	4036.9	3828.2
52.5°	3981.8	4607.6	4050.1	3401.3	3225.6	3401.3	4050.1	4607.6	3981.8	3531.9	3402.2
55°	3431.5	3873.5	3522.1	3058.7	2937.1	3058.7	3522.1	3873.5	3431.5	3143.1	3047.2
57.5°	3013.5	3286.0	3058.7	2766.7	2685.9	2766.7	3058.7	3286.0	3013.5	2796.8	2745.4
60°	2643.3	2845.7	2699.3	2511.9	2488.9	2511.9	2699.3	2845.7	2643.3	2516.4	2482.6
62.5°	2358.4	2486.2	2386.8	2282.9	2262.5	2282.9	2386.8	2486.2	2358.4	2260.7	2267.0
65°	2092.1	2211.0	2132.9	2077.0	2084.1	2077.0	2132.9	2211.0	2092.1	2046.9	2056.6
67.5°	1886.2	1948.3	1914.6	1882.6	1890.6	1882.6	1914.6	1948.3	1886.2	1841.8	1856.9
70°	1667.0	1733.5	1698.9	1703.3	1716.6	1703.3	1698.9	1733.5	1667.0	1653.6	1665.2
72.5°	1457.5	1509.0	1497.4	1508.1	1522.2	1508.1	1497.4	1509.0	1457.5	1455.7	1456.6
75°	1251.5	1290.5	1295.9	1311.0	1333.2	1311.0	1295.9	1290.5	1251.5	1238.2	1254.2
77.5°	1026.9	1071.3	1088.2	1108.7	1141.5	1108.7	1088.2	1071.3	1026.9	1035.9	1043.8
80°	821.0	841.4	878.8	893.8	940.0	893.8	878.8	841.4	821.0	805.9	817.5
82.5°	600.9	619.5	651.5	679.9	706.6	679.9	651.5	619.5	600.9	593.9	594.7
85°	347.1	375.4	396.7	430.5	438.4	430.5	396.7	375.4	347.1	355.0	347.1
87.5°	121.6	130.5	149.1	162.5	163.3	162.5	149.1	130.5	121.6	124.2	112.7
90°	0.9	1.8	2.7	5.3	7.1	5.3	2.7	1.8	0.9	0.9	0.9
92.5°	0.9	1.8	2.7	5.3	7.1	5.3	2.7	1.8	0.9	0.9	0.9
95°	1.8	1.8	2.7	5.3	7.1	5.3	2.7	1.8	1.8	0.9	0.9
97.5°	1.8	1.8	2.7	5.3	7.1	5.3	2.7	1.8	1.8	0.9	0.9
100°	1.8	1.8	2.7	5.3	7.1	5.3	2.7	1.8	1.8	1.8	0.9
102.5°	1.8	2.7	3.6	6.2	7.1	6.2	3.6	2.7	1.8	1.8	0.9
105°	1.8	2.7	3.6	6.2	8.0	6.2	3.6	2.7	1.8	1.8	0.9
107.5°	1.8	2.7	3.6	6.2	8.0	6.2	3.6	2.7	1.8	1.8	1.8
110°	1.8	2.7	3.6	6.2	8.0	6.2	3.6	2.7	1.8	1.8	1.8



TEST NUMBER: P1433378  
 CATALOG NUMBER: EHBR1-60-UNV-TASM-L930

**CANDELA DISTRIBUTION (continued):**

	0°	22.5°	45°	67.5°	90°	112.5°	135°	157.5°	180°	202.5°	225°
112.5°	1.8	2.7	3.6	6.2	8.0	6.2	3.6	2.7	1.8	1.8	1.8
115°	2.7	2.7	3.6	6.2	8.0	6.2	3.6	2.7	2.7	1.8	1.8
117.5°	2.7	2.7	3.6	6.2	8.0	6.2	3.6	2.7	2.7	2.7	1.8
120°	2.7	2.7	4.5	6.2	8.0	6.2	4.5	2.7	2.7	2.7	1.8
122.5°	3.6	3.6	4.5	7.1	8.0	7.1	4.5	3.6	3.6	3.6	2.7
125°	3.6	3.6	5.3	7.1	8.9	7.1	5.3	3.6	3.6	4.5	3.6
127.5°	4.5	4.5	5.3	7.1	8.9	7.1	5.3	4.5	4.5	4.5	3.6
130°	5.3	4.5	5.3	8.0	8.9	8.0	5.3	4.5	5.3	5.3	4.5
132.5°	6.2	5.3	6.2	8.9	9.8	8.9	6.2	5.3	6.2	7.1	6.2
135°	7.1	5.3	7.1	8.0	9.8	8.0	7.1	5.3	7.1	8.0	6.2
137.5°	8.0	6.2	7.1	8.9	9.8	8.9	7.1	6.2	8.0	8.9	8.0
140°	8.9	7.1	7.1	8.9	10.7	8.9	7.1	7.1	8.9	8.9	8.9
142.5°	9.8	8.0	8.0	9.8	10.7	9.8	8.0	8.0	9.8	9.8	9.8
145°	10.7	9.8	8.9	9.8	11.5	9.8	8.9	9.8	10.7	9.8	10.7
147.5°	10.7	9.8	9.8	10.7	12.4	10.7	9.8	9.8	10.7	10.7	11.5
150°	11.5	11.5	10.7	11.5	13.3	11.5	10.7	11.5	11.5	11.5	12.4
152.5°	12.4	12.4	12.4	13.3	14.2	13.3	12.4	12.4	12.4	12.4	13.3
155°	14.2	14.2	14.2	15.1	16.0	15.1	14.2	14.2	14.2	13.3	15.1
157.5°	16.0	16.8	16.8	17.7	18.6	17.7	16.8	16.8	16.0	16.0	16.8
160°	19.5	19.5	20.4	21.3	22.2	21.3	20.4	19.5	19.5	18.6	19.5
162.5°	21.3	21.3	23.1	24.0	25.8	24.0	23.1	21.3	21.3	21.3	21.3
165°	24.0	24.0	25.8	27.5	29.3	27.5	25.8	24.0	24.0	23.1	23.1
167.5°	25.8	25.8	27.5	30.2	32.0	30.2	27.5	25.8	25.8	24.9	24.9
170°	26.6	27.5	29.3	32.0	33.7	32.0	29.3	27.5	26.6	26.6	25.8
172.5°	29.3	29.3	32.0	34.6	36.4	34.6	32.0	29.3	29.3	28.4	28.4
175°	31.1	32.0	33.7	36.4	38.1	36.4	33.7	32.0	31.1	30.2	30.2
177.5°	31.1	32.9	34.6	37.2	39.0	37.2	34.6	32.9	31.1	30.2	30.2
180°	32.9	32.9	32.9	32.9	32.9	32.9	32.9	32.9	32.9	32.9	32.9



TEST NUMBER: P1433378  
 CATALOG NUMBER: EHBR1-60-UNV-TASM-L930

**CANDELA DISTRIBUTION (continued):**

	247.5°	270°	292.5°	315°	337.5°	360°
0°	47335.6	47335.6	47335.6	47335.6	47335.6	47335.6
2.5°	45960.6	45930.4	45960.6	46282.0	46700.0	47308.0
5°	44892.9	44726.0	44892.9	45248.8	46016.6	47174.0
7.5°	43649.3	43552.5	43649.3	44244.9	45215.0	46853.6
10°	42340.1	42120.8	42340.1	43012.9	44157.1	46364.5
12.5°	40726.3	40436.1	40726.3	41421.3	42864.6	45584.3
15°	38674.2	38419.5	38674.2	39445.6	41119.6	44430.4
17.5°	36472.0	36241.2	36472.0	37142.2	38985.8	42804.3
20°	33706.2	33525.1	33706.2	34654.2	36463.2	40708.6
22.5°	30804.7	30635.1	30804.7	31647.0	33529.6	38081.3
25°	27390.9	27298.6	27390.9	28331.7	30034.2	35008.3
27.5°	23701.9	23544.8	23701.9	24686.4	26425.2	31394.0
30°	19933.1	19673.1	19933.1	20813.6	22370.6	27379.3
32.5°	16246.9	16059.6	16246.9	16874.4	18501.4	22884.5
35°	12684.0	12496.7	12684.0	13251.2	14848.9	18737.6
37.5°	9883.5	9552.5	9883.5	10247.5	11544.3	14705.1
40°	7495.9	7442.6	7495.9	7953.9	8783.8	11440.5
42.5°	6102.3	5957.6	6102.3	6299.4	6920.7	8668.5
45°	5007.0	4950.2	5007.0	5156.1	5573.4	6776.1
47.5°	4305.8	4330.7	4305.8	4401.7	4714.1	5518.3
50°	3783.0	3798.1	3783.0	3828.2	4036.9	4635.1
52.5°	3397.8	3384.5	3397.8	3402.2	3531.9	3981.8
55°	3057.0	3040.0	3057.0	3047.2	3143.1	3431.5
57.5°	2758.7	2771.1	2758.7	2745.4	2796.8	3013.5
60°	2492.4	2503.9	2492.4	2482.6	2516.4	2643.3
62.5°	2267.9	2275.0	2267.9	2267.0	2260.7	2358.4
65°	2067.3	2075.2	2067.3	2056.6	2046.9	2092.1
67.5°	1875.5	1875.5	1875.5	1856.9	1841.8	1886.2
70°	1695.3	1694.4	1695.3	1665.2	1653.6	1667.0
72.5°	1478.8	1500.1	1478.8	1456.6	1455.7	1457.5
75°	1268.4	1293.2	1268.4	1254.2	1238.2	1251.5
77.5°	1055.4	1093.5	1055.4	1043.8	1035.9	1026.9
80°	837.0	878.8	837.0	817.5	805.9	821.0
82.5°	618.6	649.7	618.6	594.7	593.9	600.9
85°	368.4	418.0	368.4	347.1	355.0	347.1
87.5°	118.1	150.9	118.1	112.7	124.2	121.6
90°	0.9	0.9	0.9	0.9	0.9	0.9
92.5°	0.9	0.9	0.9	0.9	0.9	0.9
95°	0.9	0.9	0.9	0.9	0.9	1.8
97.5°	0.9	1.8	0.9	0.9	0.9	1.8
100°	0.9	1.8	0.9	0.9	1.8	1.8
102.5°	0.9	1.8	0.9	0.9	1.8	1.8
105°	0.9	1.8	0.9	0.9	1.8	1.8
107.5°	0.9	1.8	0.9	1.8	1.8	1.8
110°	0.9	1.8	0.9	1.8	1.8	1.8



TEST NUMBER: P1433378  
 CATALOG NUMBER: EHBR1-60-UNV-TASM-L930

**CANDELA DISTRIBUTION (continued):**

	247.5°	270°	292.5°	315°	337.5°	360°
112.5°	0.9	1.8	0.9	1.8	1.8	1.8
115°	0.9	1.8	0.9	1.8	1.8	2.7
117.5°	0.9	1.8	0.9	1.8	2.7	2.7
120°	0.9	1.8	0.9	1.8	2.7	2.7
122.5°	1.8	1.8	1.8	2.7	3.6	3.6
125°	1.8	2.7	1.8	3.6	4.5	3.6
127.5°	1.8	2.7	1.8	3.6	4.5	4.5
130°	2.7	2.7	2.7	4.5	5.3	5.3
132.5°	3.6	3.6	3.6	6.2	7.1	6.2
135°	4.5	3.6	4.5	6.2	8.0	7.1
137.5°	5.3	4.5	5.3	8.0	8.9	8.0
140°	7.1	6.2	7.1	8.9	8.9	8.9
142.5°	8.0	8.0	8.0	9.8	9.8	9.8
145°	9.8	9.8	9.8	10.7	9.8	10.7
147.5°	11.5	11.5	11.5	11.5	10.7	10.7
150°	13.3	13.3	13.3	12.4	11.5	11.5
152.5°	14.2	15.1	14.2	13.3	12.4	12.4
155°	16.0	16.8	16.0	15.1	13.3	14.2
157.5°	17.7	19.5	17.7	16.8	16.0	16.0
160°	20.4	21.3	20.4	19.5	18.6	19.5
162.5°	22.2	23.1	22.2	21.3	21.3	21.3
165°	24.0	24.9	24.0	23.1	23.1	24.0
167.5°	24.9	24.9	24.9	24.9	24.9	25.8
170°	25.8	26.6	25.8	25.8	26.6	26.6
172.5°	27.5	28.4	27.5	28.4	28.4	29.3
175°	29.3	30.2	29.3	30.2	30.2	31.1
177.5°	30.2	31.1	30.2	30.2	30.2	31.1
180°	32.9	32.9	32.9	32.9	32.9	32.9



TEST NUMBER: P1433378  
 CATALOG NUMBER: EHBR1-60-UNV-TASM-L930

**CIE UGR TABLE:**

Reflectances:											
Ceiling		0.7	0.7	0.5	0.5	0.3	0.7	0.7	0.5	0.5	0.3
Wall		0.5	0.3	0.5	0.3	0.3	0.5	0.3	0.5	0.3	0.3
Reference plane		0.2	0.2	0.2	0.2	0.2	0.2	0.2	0.2	0.2	0.2
Room dimensions		Viewed crosswise					Viewed endwise				
X=2H	Y=2H	20.43	21.63	20.79	21.95	22.26	19.74	20.95	20.11	21.27	21.58
	3H	22.06	23.14	22.45	23.47	23.84	21.69	22.77	22.08	23.10	23.47
	4H	22.77	23.77	23.18	24.12	24.51	22.55	23.55	22.96	23.91	24.30
	6H	23.34	24.26	23.76	24.63	25.03	23.31	24.23	23.72	24.60	25.00
	8H	23.55	24.42	23.98	24.81	25.22	23.59	24.46	24.03	24.86	25.26
	12H	23.67	24.50	24.10	24.88	25.32	23.79	24.62	24.22	25.00	25.44
4H	2H	20.89	21.89	21.29	22.24	22.63	20.37	21.38	20.78	21.73	22.12
	3H	22.80	23.62	23.21	24.03	24.44	22.55	23.38	22.97	23.78	24.19
	4H	23.66	24.40	24.09	24.82	25.26	23.55	24.29	23.99	24.71	25.16
	6H	24.38	25.02	24.85	25.47	25.94	24.44	25.08	24.91	25.53	26.00
	8H	24.64	25.23	25.11	25.68	26.16	24.79	25.38	25.26	25.83	26.31
	12H	24.81	25.33	25.30	25.82	26.29	25.04	25.56	25.53	26.05	26.53
8H	4H	23.96	24.56	24.44	25.01	25.48	23.89	24.48	24.36	24.93	25.41
	6H	24.84	25.32	25.35	25.82	26.31	24.94	25.43	25.45	25.93	26.41
	8H	25.19	25.62	25.72	26.14	26.64	25.39	25.82	25.92	26.34	26.84
	12H	25.45	25.83	25.97	26.33	26.90	25.75	26.12	26.27	26.62	27.20
12H	4H	23.99	24.52	24.48	25.00	25.48	23.92	24.44	24.41	24.93	25.41
	6H	24.91	25.34	25.44	25.86	26.36	25.01	25.45	25.54	25.97	26.46
	8H	25.33	25.71	25.85	26.20	26.78	25.53	25.91	26.05	26.41	26.98

LM-79-2019: Approved Method: Electrical and Photometric Measurements of Solid-State Lighting Products

Report Prepared for

Cooper Lighting Solutions

Metalux

Report Number: SP1-2506-472-5

Test Date: 08/01/2025

Luminaire Tested: EHBR-60-L930-N

Data in this report applies to families of products including EHBR-60-L930-N

**Test Information**

Test Method: LM-79-2019  
 Report Number: SP1-2506-472-5  
 Test Lab: COOPER LIGHTING SOLUTIONS  
 Photometer: SP1 - 76IN SPHERE  
 Measurement Geometry: 4π  
 Issue Date: 08/05/2025  
 Manufacturer: COOPER LIGHTING SOLUTIONS  
 Product Line: Metalux  
 Catalog Number: **EHBR-60-L930-N**  
 Description: Elevate Round Highbay at, 60000 lumens, 3000K 90CRI LEDs with N lens

**Spectral Parameters**

CCT (K): 2996  
 CIE u': 0.2519  
 CIE v': 0.5169  
 Duv: -0.0033  
 CIE x: 0.4325  
 CIE y: 0.3945  
 CIE z: 0.1730  
 Peak Wavelength (nm): 630  
 Dominant Wavelength (nm): 584  
 Purity: 48.21818  
 Rf: 91.3  
 Rg: 102

CRI (Ra):	94.4		
R1:	96.8	R9:	61.4
R2:	98.1	R10:	94.4
R3:	97.8	R11:	95.7
R4:	95.6	R12:	88.5
R5:	96.9	R13:	97.3
R6:	95.7	R14:	97.8
R7:	90.9	R15:	92.3
R8:	83.0		



**Test Conditions**

Stabilization Time: 40M  
 Operation Time: 1H 40M  
 Sphere Temperature (°C): 25.0

REPORT NUMBER: SP1-2506-472-5

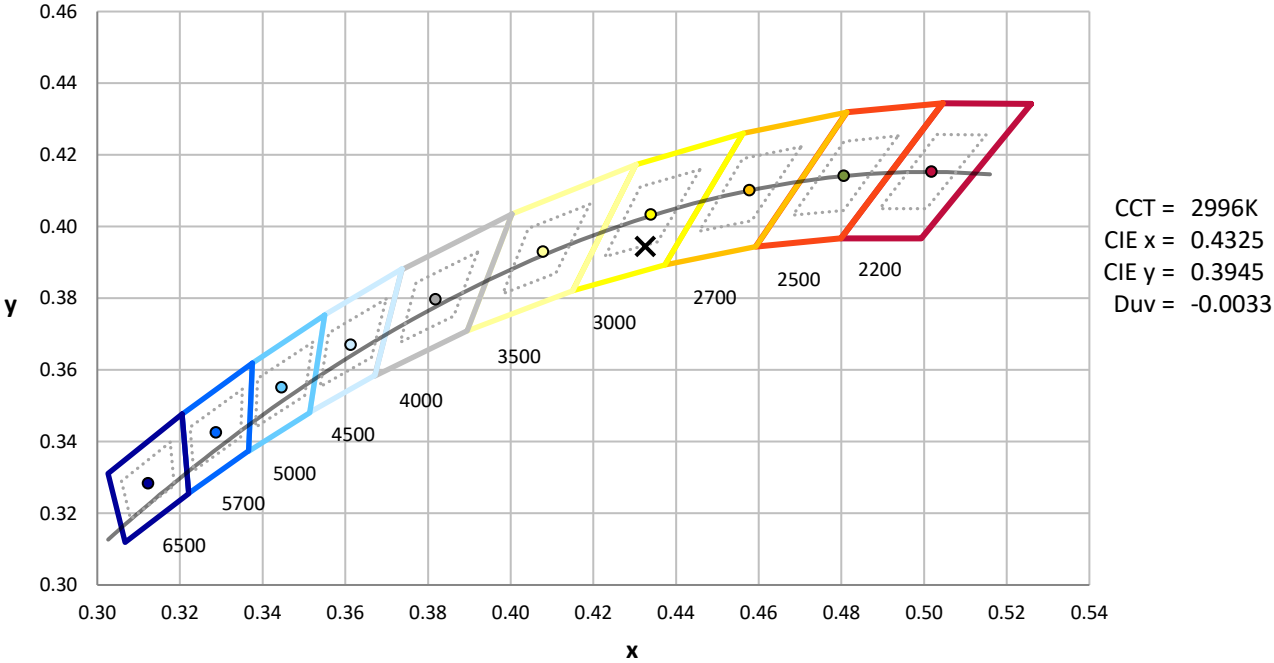
Measurement and Test Equipment			
Instrument	Identification Number	Calibration Date	Calibration Due Date
Photometer	76INCH SPHERE IN0058	6/16/2025	12/16/2025
Power Meter	XITRON INXT2011004	1/21/2025	1/21/2026
AC Power Source	CHROMA 61603 IN0063	10/22/2024	10/22/2025
DC Power Source	AGILENT E3634A IN0208	10/22/2024	10/22/2025
Sphere Thermometer	ONSET IN0085	10/22/2024	10/22/2025
Room Thermometer	ONSET IN0046	10/22/2024	10/22/2025

REPORT NUMBER: SP1-2506-472-5

CIE 1931 Chromaticity Diagram



CIE 1931 Chromaticity Diagram with 2017 ANSI 7-Step and 4-Step Quadrangles



Point lies inside the ANSI 3000K 7-step quadrangle

REPORT NUMBER: SP1-2506-472-5

**Photopic Flux vs. Wavelength**



**Photopic Lumens: NR**

$\lambda$ (nm)	Power W <sup>^</sup> /nm	Lumens (φ/nm)	$\lambda$ (nm)	Power W <sup>^</sup> /nm	Lumens (φ/nm)	$\lambda$ (nm)	Power W <sup>^</sup> /nm	Lumens (φ/nm)	$\lambda$ (nm)	Power W <sup>^</sup> /nm	Lumens (φ/nm)	$\lambda$ (nm)	Power W <sup>^</sup> /nm	Lumens (φ/nm)
360	0	NR	490	101	NR	620	317	NR	750	7	NR	880	0	NR
365	0	NR	495	121	NR	625	320	NR	755	6	NR	885	0	NR
370	0	NR	500	141	NR	630	1000	NR	760	5	NR	890	0	NR
375	0	NR	505	158	NR	635	651	NR	765	4	NR	895	0	NR
380	0	NR	510	171	NR	640	207	NR	770	4	NR	900	0	NR
385	0	NR	515	182	NR	645	201	NR	775	3	NR	905	0	NR
390	0	NR	520	189	NR	650	174	NR	780	3	NR	910	0	NR
395	1	NR	525	194	NR	655	146	NR	785	2	NR	915	0	NR
400	1	NR	530	199	NR	660	124	NR	790	2	NR	920	0	NR
405	3	NR	535	205	NR	665	105	NR	795	2	NR	925	0	NR
410	4	NR	540	210	NR	670	96	NR	800	1	NR	930	0	NR
415	7	NR	545	216	NR	675	79	NR	805	1	NR	935	0	NR
420	13	NR	550	222	NR	680	67	NR	810	1	NR	940	0	NR
425	22	NR	555	230	NR	685	58	NR	815	1	NR	945	0	NR
430	37	NR	560	240	NR	690	49	NR	820	1	NR	950	0	NR
435	60	NR	565	248	NR	695	42	NR	825	1	NR	955	0	NR
440	101	NR	570	258	NR	700	36	NR	830	1	NR	960	0	NR
445	172	NR	575	268	NR	705	30	NR	835	1	NR	965	0	NR
450	223	NR	580	278	NR	710	26	NR	840	1	NR	970	0	NR
455	167	NR	585	287	NR	715	22	NR	845	0	NR	975	0	NR
460	126	NR	590	295	NR	720	19	NR	850	0	NR	980	0	NR
465	111	NR	595	298	NR	725	16	NR	855	0	NR	985	0	NR
470	86	NR	600	303	NR	730	14	NR	860	0	NR	990	0	NR
475	74	NR	605	307	NR	735	12	NR	865	0	NR	995	0	NR
480	77	NR	610	341	NR	740	10	NR	870	0	NR	1000	0	NR
485	86	NR	615	368	NR	745	8	NR	875	0	NR			

REPORT NUMBER: SP1-2506-472-5

**Scotopic Flux vs. Wavelength**



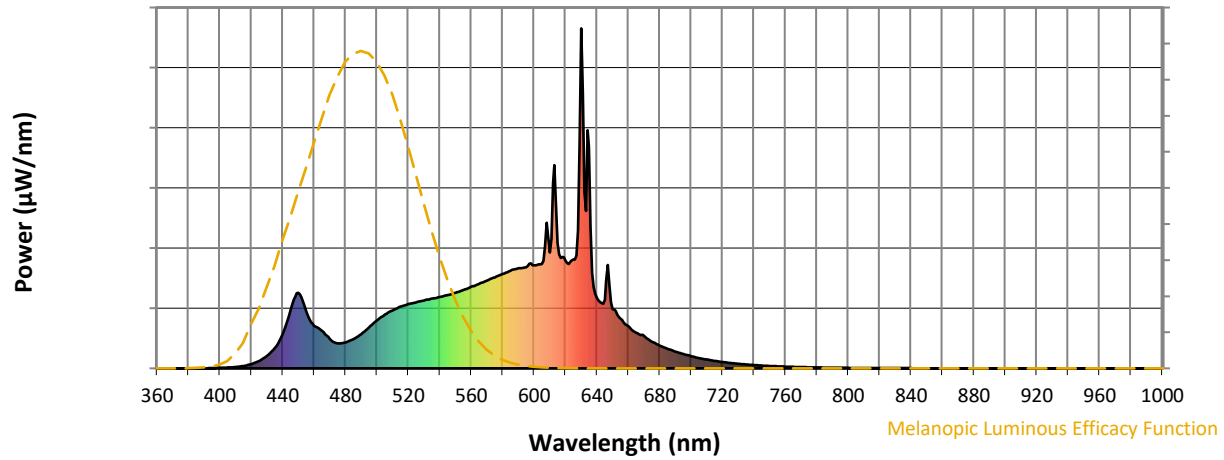
**Scotopic Lumens: NR**

**S/P: 1.44**

$\lambda$ (nm)	Power W <sup>^</sup> /nm	Lumens ( $\phi$ /nm)	$\lambda$ (nm)	Power W <sup>^</sup> /nm	Lumens ( $\phi$ /nm)	$\lambda$ (nm)	Power W <sup>^</sup> /nm	Lumens ( $\phi$ /nm)	$\lambda$ (nm)	Power W <sup>^</sup> /nm	Lumens ( $\phi$ /nm)	$\lambda$ (nm)	Power W <sup>^</sup> /nm	Lumens ( $\phi$ /nm)
360	0	NR	490	101	NR	620	317	NR	750	7	NR	880	0	NR
365	0	NR	495	121	NR	625	320	NR	755	6	NR	885	0	NR
370	0	NR	500	141	NR	630	1000	NR	760	5	NR	890	0	NR
375	0	NR	505	158	NR	635	651	NR	765	4	NR	895	0	NR
380	0	NR	510	171	NR	640	207	NR	770	4	NR	900	0	NR
385	0	NR	515	182	NR	645	201	NR	775	3	NR	905	0	NR
390	0	NR	520	189	NR	650	174	NR	780	3	NR	910	0	NR
395	1	NR	525	194	NR	655	146	NR	785	2	NR	915	0	NR
400	1	NR	530	199	NR	660	124	NR	790	2	NR	920	0	NR
405	3	NR	535	205	NR	665	105	NR	795	2	NR	925	0	NR
410	4	NR	540	210	NR	670	96	NR	800	1	NR	930	0	NR
415	7	NR	545	216	NR	675	79	NR	805	1	NR	935	0	NR
420	13	NR	550	222	NR	680	67	NR	810	1	NR	940	0	NR
425	22	NR	555	230	NR	685	58	NR	815	1	NR	945	0	NR
430	37	NR	560	240	NR	690	49	NR	820	1	NR	950	0	NR
435	60	NR	565	248	NR	695	42	NR	825	1	NR	955	0	NR
440	101	NR	570	258	NR	700	36	NR	830	1	NR	960	0	NR
445	172	NR	575	268	NR	705	30	NR	835	1	NR	965	0	NR
450	223	NR	580	278	NR	710	26	NR	840	1	NR	970	0	NR
455	167	NR	585	287	NR	715	22	NR	845	0	NR	975	0	NR
460	126	NR	590	295	NR	720	19	NR	850	0	NR	980	0	NR
465	111	NR	595	298	NR	725	16	NR	855	0	NR	985	0	NR
470	86	NR	600	303	NR	730	14	NR	860	0	NR	990	0	NR
475	74	NR	605	307	NR	735	12	NR	865	0	NR	995	0	NR
480	77	NR	610	341	NR	740	10	NR	870	0	NR	1000	0	NR
485	86	NR	615	368	NR	745	8	NR	875	0	NR			

REPORT NUMBER: SP1-2506-472-5

**Melanopic Flux vs. Wavelength**



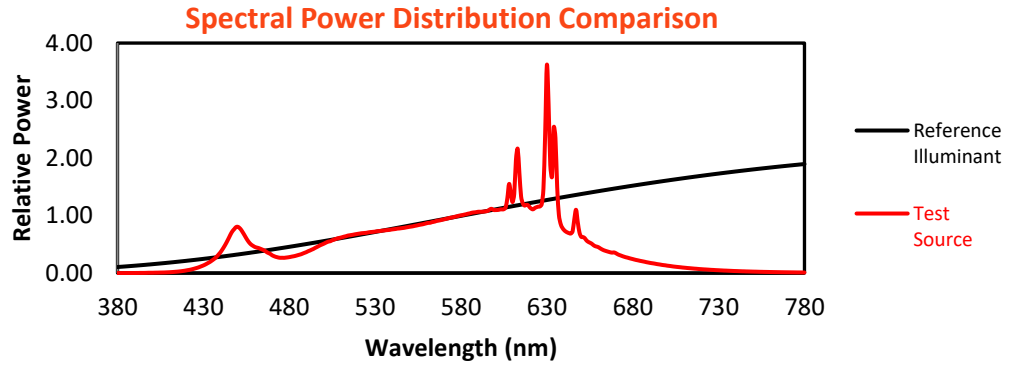
**Melanopic Lumens: NR**

**M/P: 2.85**

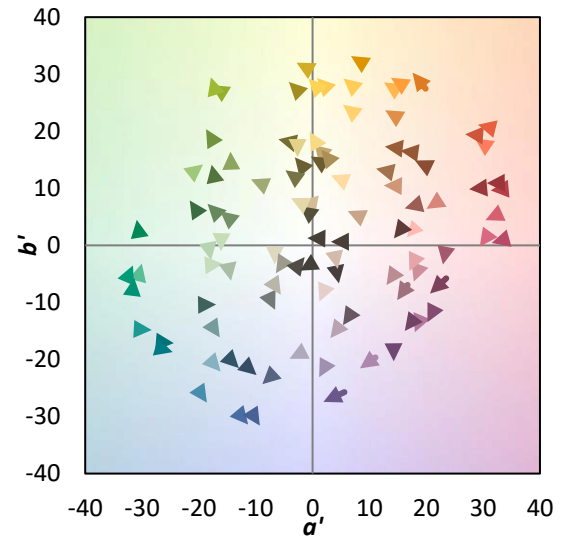
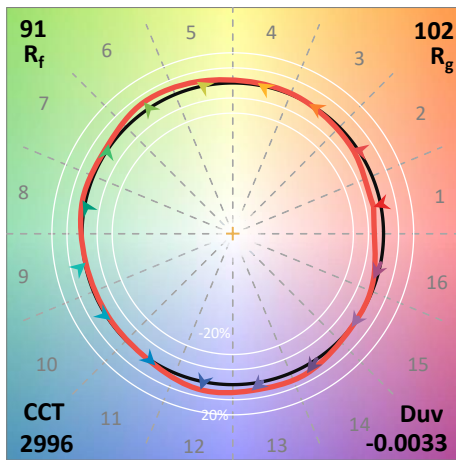
λ (nm)	Power W <sup>^</sup> /nm	Lumens (φ/nm)	λ (nm)	Power W <sup>^</sup> /nm	Lumens (φ/nm)	λ (nm)	Power W <sup>^</sup> /nm	Lumens (φ/nm)	λ (nm)	Power W <sup>^</sup> /nm	Lumens (φ/nm)	λ (nm)	Power W <sup>^</sup> /nm	Lumens (φ/nm)
360	0	NR	490	101	NR	620	317	NR	750	7	NR	880	0	NR
365	0	NR	495	121	NR	625	320	NR	755	6	NR	885	0	NR
370	0	NR	500	141	NR	630	1000	NR	760	5	NR	890	0	NR
375	0	NR	505	158	NR	635	651	NR	765	4	NR	895	0	NR
380	0	NR	510	171	NR	640	207	NR	770	4	NR	900	0	NR
385	0	NR	515	182	NR	645	201	NR	775	3	NR	905	0	NR
390	0	NR	520	189	NR	650	174	NR	780	3	NR	910	0	NR
395	1	NR	525	194	NR	655	146	NR	785	2	NR	915	0	NR
400	1	NR	530	199	NR	660	124	NR	790	2	NR	920	0	NR
405	3	NR	535	205	NR	665	105	NR	795	2	NR	925	0	NR
410	4	NR	540	210	NR	670	96	NR	800	1	NR	930	0	NR
415	7	NR	545	216	NR	675	79	NR	805	1	NR	935	0	NR
420	13	NR	550	222	NR	680	67	NR	810	1	NR	940	0	NR
425	22	NR	555	230	NR	685	58	NR	815	1	NR	945	0	NR
430	37	NR	560	240	NR	690	49	NR	820	1	NR	950	0	NR
435	60	NR	565	248	NR	695	42	NR	825	1	NR	955	0	NR
440	101	NR	570	258	NR	700	36	NR	830	1	NR	960	0	NR
445	172	NR	575	268	NR	705	30	NR	835	1	NR	965	0	NR
450	223	NR	580	278	NR	710	26	NR	840	1	NR	970	0	NR
455	167	NR	585	287	NR	715	22	NR	845	0	NR	975	0	NR
460	126	NR	590	295	NR	720	19	NR	850	0	NR	980	0	NR
465	111	NR	595	298	NR	725	16	NR	855	0	NR	985	0	NR
470	86	NR	600	303	NR	730	14	NR	860	0	NR	990	0	NR
475	74	NR	605	307	NR	735	12	NR	865	0	NR	995	0	NR
480	77	NR	610	341	NR	740	10	NR	870	0	NR	1000	0	NR
485	86	NR	615	368	NR	745	8	NR	875	0	NR			

**Summary**

$R_f = 91.3$   
 $R_g = 102$   
 $CIE R_a = 94.4$   
 $R_9 = 61.4$



**Color Vector Graphics**

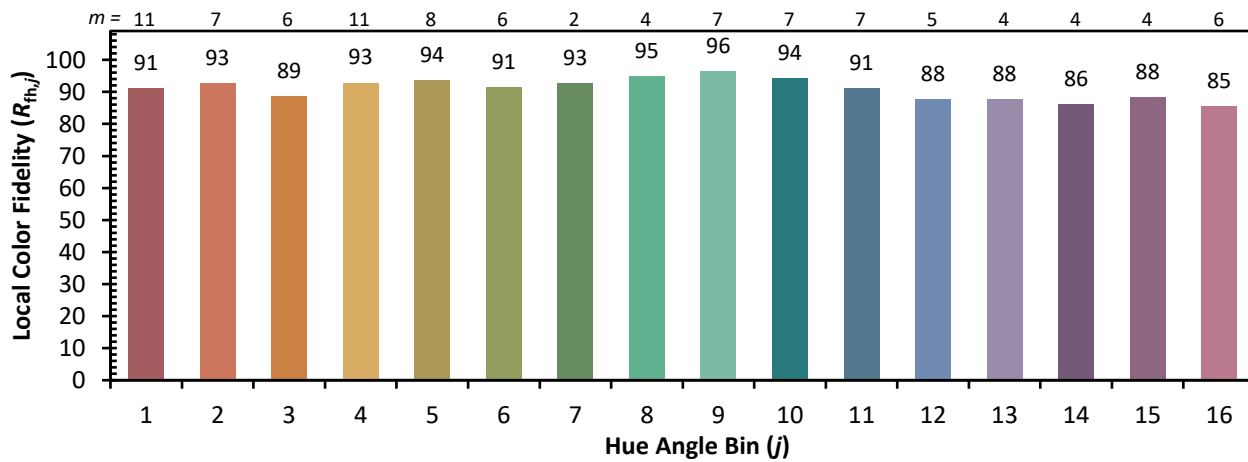


**Individual Sample Fidelity Index ( $R_{f,i}$ )**

CES01 = 86	CES26 = 91	CES51 = 96	CES76 = 89
CES02 = 63	CES27 = 96	CES52 = 95	CES77 = 85
CES03 = 32	CES28 = 96	CES53 = 93	CES78 = 86
CES04 = 70	CES29 = 90	CES54 = 98	CES79 = 89
CES05 = 51	CES30 = 96	CES55 = 98	CES80 = 91
CES06 = 51	CES31 = 90	CES56 = 95	CES81 = 72
CES07 = 44	CES32 = 84	CES57 = 95	CES82 = 95
CES08 = 42	CES33 = 91	CES58 = 95	CES83 = 93
CES09 = 29	CES34 = 92	CES59 = 99	CES84 = 96
CES10 = 76	CES35 = 96	CES60 = 96	CES85 = 80
CES11 = 59	CES36 = 90	CES61 = 96	CES86 = 77
CES12 = 65	CES37 = 94	CES62 = 95	CES87 = 91
CES13 = 44	CES38 = 99	CES63 = 94	CES88 = 96
CES14 = 74	CES39 = 97	CES64 = 96	CES89 = 82
CES15 = 72	CES40 = 94	CES65 = 92	CES90 = 97
CES16 = 48	CES41 = 94	CES66 = 95	CES91 = 82
CES17 = 50	CES42 = 91	CES67 = 94	CES92 = 78
CES18 = 57	CES43 = 88	CES68 = 93	CES93 = 87
CES19 = 72	CES44 = 99	CES69 = 94	CES94 = 73
CES20 = 67	CES45 = 93	CES70 = 90	CES95 = 85
CES21 = 86	CES46 = 93	CES71 = 90	CES96 = 92
CES22 = 79	CES47 = 86	CES72 = 96	CES97 = 93
CES23 = 92	CES48 = 95	CES73 = 85	CES98 = 94
CES24 = 91	CES49 = 91	CES74 = 90	CES99 = 93
CES25 = 72	CES50 = 96	CES75 = 90	



Color Rendition by Hue-Angle Bin



Measure Comparisons



(END OF REPORT)