

Cooper Lighting Solutions Photometric Lab  
1121 Highway 74 South  
Peachtree City, GA 30269



Scaled data based on original data using  
LM-79-2019 Approved Method: Electrical and Photometric Measurements of Solid-  
State Lighting Products

Test Report Prepared for  
Cooper Lighting Solutions

Brand: METALUX

Report Number: P1433252

Luminaire Tested: EHBR1-42-UNV-TASM-L930-UPL18

Issue Date: 3/20/2026

**Test Information**

Test Method: LM-79-2019  
Report Number: P1433252  
REPORT IS A COMBINATION OF REPORTS P1431906 AND P1431635  
Test Lab: INNOVATION CENTER  
Issue Date: 3/20/2026  
Manufacturer: COOPER LIGHTING SOLUTIONS  
Product Line: METALUX  
Catalog Number: EHBR1-42-UNV-TASM-L930-UPL18  
Description: Elevate Round Highbay at, 42000 lumens, 3000K 90CRI LEDs with TASM lens  
Light Source: -  
Ballast/Driver: -

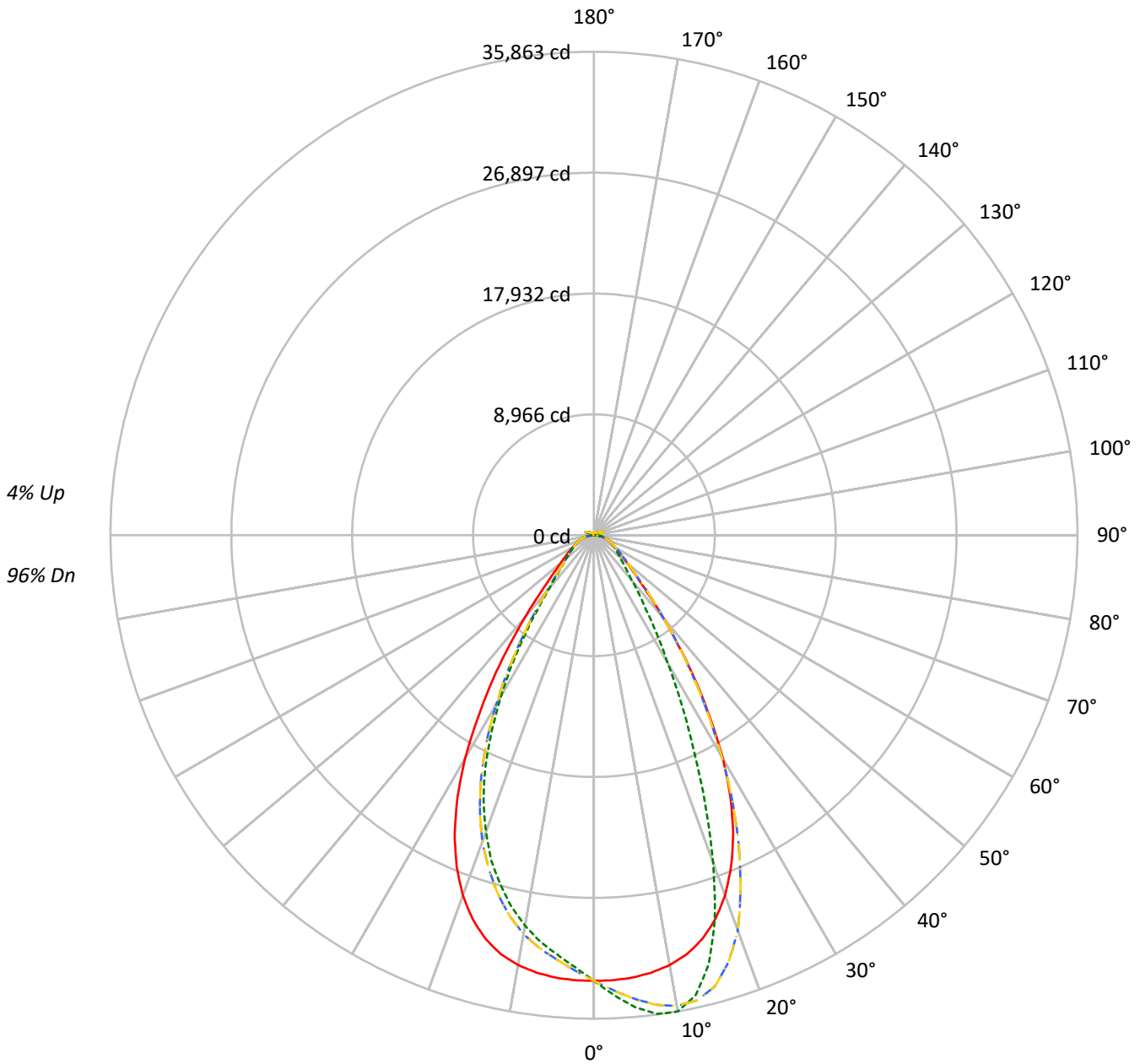
**Summary**

Lumens per Lamp: N/A  
Luminaire Lumens: 38599.8 lumens  
Efficiency: N/A  
Efficacy: 163.4 lumens/watt  
Spacing Criteria (0/90/45): 0.99 / 0.84 / 0.9  
Luminous Opening: Vertical Cylinder (Dia: 1.71' x H: 0.1')  
CIE Type: Direct

Input Watts (W): 236.3  
Input Voltage (V): NR  
Input Current (Ain): NR  
Voltage Rise (V): NR  
Power Factor: NR  
Total Harmonic Distortion (THDi): NR  
Frequency (hertz): 60  
Stabilization Time: NR  
Operation Time: NR  
Ambient Temperature (°C): NR  
Test Distance: 24 FT

TEST NUMBER: P1433252  
CATALOG NUMBER: EHBR1-42-UNV-TASM-L930-UPL18

### Luminous Intensity Polar Plot



— 0°-180°    - - 45°-225°    - · - · 90°-270°    - · - · 135°-315°



TEST NUMBER: P1433252  
 CATALOG NUMBER: EHBR1-42-UNV-TASM-L930-UPL18

**COEFFICIENT OF UTILIZATION - ZONAL CAVITY METHOD:**

RF	20				20				20				20				20				
RC	80				70				50				30				10			0	
RW	70	50	30	10	70	50	30	10	50	30	10	50	30	10	50	30	10	50	30	10	0
RCR																					
0	118	118	118	118	115	115	115	115	109	109	109	103	103	103	98	98	98	98	98	98	96
1	111	107	104	102	108	105	102	99	100	98	96	95	94	92	91	90	89	89	89	89	86
2	104	98	93	89	101	96	91	87	92	88	85	88	85	82	85	82	80	80	80	80	78
3	97	90	84	79	95	88	82	78	85	80	76	81	78	74	79	75	73	73	73	73	71
4	92	83	76	71	89	81	75	70	78	73	69	76	71	68	73	70	66	66	66	66	65
5	86	76	70	65	84	75	69	64	73	67	63	71	66	62	68	64	61	61	61	61	59
6	81	71	64	59	79	70	63	59	68	62	58	66	61	57	64	60	56	56	56	56	55
7	77	66	59	54	75	65	59	54	63	58	54	62	57	53	60	56	52	52	52	52	51
8	73	62	55	50	71	61	55	50	60	54	50	58	53	49	57	52	49	49	49	49	47
9	69	58	51	47	67	57	51	47	56	50	46	55	50	46	54	49	46	46	46	46	44
10	65	55	48	44	64	54	48	44	53	47	43	52	47	43	51	46	43	43	43	43	41

**AVERAGE LUMINANCE (cd/sqm):**

	0°	90°	180°	270°
0°	155209	155209	155209	155209
5°	154264	164571	154264	146258
10°	152367	168795	152367	138422
15°	147869	156864	147869	127864
20°	138294	125783	138294	113891
25°	122402	87150	122402	95445
30°	99385	56697	99385	71412
35°	71283	36719	71283	47541
40°	46086	25308	46086	29982
45°	29242	19604	29242	21363
50°	21716	16659	21716	17794
55°	17729	15175	17729	15707
60°	15352	14456	15352	14543
65°	13995	13941	13995	13882
70°	13265	13660	13265	13483
75°	12406	13215	12406	12819
80°	10898	12476	10898	11662
85°	7050	8909	7050	8493

**MAXIMUM LUMINANCE 45°-90°:**

Horizontal Angle: 22.5°  
 Vertical Angle: 45°  
 Luminance: 41112 cd/sqm



TEST NUMBER: P1433252  
 CATALOG NUMBER: EHBR1-42-UNV-TASM-L930-UPL18

**ZONAL LUMENS:**

Zone	Lumens	% Fixture
0°-10°	3142.6	8.1
10°-20°	8549.7	22.1
20°-30°	10027.0	26.0
30°-40°	6973.2	18.1
40°-50°	3465.3	9.0
50°-60°	2072.6	5.4
60°-70°	1458.8	3.8
70°-80°	939.7	2.4
80°-90°	301.4	0.8
90°-100°	45.0	0.1
100°-110°	288.7	0.7
110°-120°	532.4	1.4
120°-130°	317.2	0.8
130°-140°	193.0	0.5
140°-150°	134.5	0.3
150°-160°	89.0	0.2
160°-170°	52.2	0.1
170°-180°	17.6	0.0
0°-30°	21719.2	56.3
0°-40°	28692.4	74.3
0°-60°	34230.3	88.7
0°-90°	36930.3	95.7
90°-120°	866.1	2.2
90°-150°	1510.8	3.9
90°-180°	1670.0	4.3
0°-180°	38599.8	100.0

**CANDELA DISTRIBUTION:**

	0°	90°	180°	270°	360°	Flux
0°	33051	33051	33051	33051	33051	
5°	32938	35138	32938	31228	32938	3126
15°	31022	32909	31022	26825	31022	8670
25°	24444	17404	24444	19060	24444	11066
35°	13083	6739	13083	8725	13083	8167
45°	4731	3172	4731	3456	4731	3871
55°	2396	2051	2396	2123	2396	2191
65°	1461	1455	1461	1449	1461	1467
75°	874	931	874	903	874	917
85°	242	306	242	292	242	269
90°	12	17	12	12	12	17
95°	24	25	24	21	24	25
105°	133	70	133	101	133	179
115°	566	486	566	460	566	516
125°	363	383	363	332	363	334
135°	232	268	232	244	232	184
145°	211	221	211	205	211	132
155°	190	198	190	185	190	89
165°	183	190	183	180	183	52
175°	185	191	185	182	185	18
180°	185	185	185	185	185	



TEST NUMBER: P1433252  
 CATALOG NUMBER: EHBR1-42-UNV-TASM-L930-UPL18

**CANDELA DISTRIBUTION (FULL):**

	0°	22.5°	45°	67.5°	90°	112.5°	135°	157.5°	180°	202.5°	225°
0°	33050.6	33050.6	33050.6	33050.6	33050.6	33050.6	33050.6	33050.6	33050.6	33050.6	33050.6
2.5°	33031.4	33458.4	33804.1	34032.3	34145.0	34032.3	33804.1	33458.4	33031.4	32606.8	32315.0
5°	32937.8	33793.0	34517.5	34991.6	35138.5	34991.6	34517.5	33793.0	32937.8	32129.6	31593.6
7.5°	32714.0	34046.5	35123.0	35676.4	35811.5	35676.4	35123.0	34046.5	32714.0	31570.0	30892.6
10°	32372.5	34206.4	35450.3	35846.9	35862.9	35846.9	35450.3	34206.4	32372.5	30831.2	30032.4
12.5°	31827.8	34149.4	35340.6	35210.4	34914.8	35210.4	35340.6	34149.4	31827.8	29928.9	28921.1
15°	31022.1	33811.6	34645.8	33586.6	32909.3	33586.6	34645.8	33811.6	31022.1	28710.5	27541.7
17.5°	29886.8	33179.5	33195.6	31100.3	29822.3	31100.3	33195.6	33179.5	29886.8	27220.6	25933.4
20°	28423.5	32165.6	31198.7	27366.2	25852.1	27366.2	31198.7	32165.6	28423.5	25459.2	24196.2
22.5°	26589.0	30798.4	28417.9	23610.0	21544.3	23610.0	28417.9	30798.4	26589.0	23411.0	22096.5
25°	24443.5	29123.3	25426.5	19517.1	17403.8	19517.1	25426.5	29123.3	24443.5	20970.4	19781.8
27.5°	21919.9	26999.9	22240.9	15948.6	13998.9	15948.6	22240.9	26999.9	21919.9	18450.5	17236.4
30°	19116.7	24278.0	18925.9	12701.2	10905.7	12701.2	18925.9	24278.0	19116.7	15619.5	14532.4
32.5°	15978.3	21610.1	15742.3	10176.9	8656.0	10176.9	15742.3	21610.1	15978.3	12918.1	11782.0
35°	13082.9	18272.0	12871.5	7996.6	6739.2	7996.6	12871.5	18272.0	13082.9	10367.8	9252.3
37.5°	10267.4	15118.2	10260.6	6439.2	5466.2	6439.2	10260.6	15118.2	10267.4	8060.5	7155.0
40°	7987.9	11821.1	8039.4	5140.2	4386.5	5140.2	8039.4	11821.1	7987.9	6133.0	5553.6
42.5°	6052.4	9039.0	6319.0	4218.7	3725.9	4218.7	6319.0	9039.0	6052.4	4832.2	4398.4
45°	4731.2	6651.7	4934.4	3559.2	3171.8	3559.2	4934.4	6651.7	4731.2	3891.4	3600.1
47.5°	3852.9	5140.8	3999.3	3052.9	2781.4	3052.9	3999.3	5140.8	3852.9	3291.5	3073.4
50°	3236.4	3944.7	3320.7	2665.0	2482.7	2665.0	3320.7	3944.7	3236.4	2818.6	2673.0
52.5°	2780.2	3217.1	2827.9	2374.9	2252.2	2374.9	2827.9	3217.1	2780.2	2466.0	2375.5
55°	2395.9	2704.6	2459.2	2135.6	2050.8	2135.6	2459.2	2704.6	2395.9	2194.5	2127.6
57.5°	2104.1	2294.3	2135.6	1931.7	1875.3	1931.7	2135.6	2294.3	2104.1	1952.8	1916.8
60°	1845.6	1986.9	1884.7	1753.9	1737.8	1753.9	1884.7	1986.9	1845.6	1757.0	1733.4
62.5°	1646.6	1735.9	1666.5	1594.0	1579.7	1594.0	1666.5	1735.9	1646.6	1578.5	1582.8
65°	1460.8	1543.8	1489.3	1450.2	1455.1	1450.2	1489.3	1543.8	1460.8	1429.1	1436.0
67.5°	1316.9	1360.3	1336.8	1314.5	1320.0	1314.5	1336.8	1360.3	1316.9	1286.0	1296.5
70°	1163.9	1210.3	1186.2	1189.3	1198.6	1189.3	1186.2	1210.3	1163.9	1154.6	1162.7
72.5°	1017.6	1053.6	1045.5	1053.0	1062.9	1053.0	1045.5	1053.6	1017.6	1016.3	1017.0
75°	873.9	901.1	904.9	915.4	930.9	915.4	904.9	901.1	873.9	864.6	875.7
77.5°	717.0	748.0	759.8	774.0	797.0	774.0	759.8	748.0	717.0	723.2	728.9
80°	573.3	587.5	613.5	624.1	656.3	624.1	613.5	587.5	573.3	562.8	570.8
82.5°	419.5	432.6	454.9	474.7	493.3	474.7	454.9	432.6	419.5	414.6	415.3
85°	242.3	262.2	277.1	300.6	306.2	300.6	277.1	262.2	242.3	247.9	242.3
87.5°	84.9	91.1	104.1	113.4	114.1	113.4	104.1	91.1	84.9	86.8	78.7
90°	12.5	21.3	36.5	22.0	16.8	22.0	36.5	21.3	12.5	21.7	33.5
92.5°	16.1	28.6	51.2	28.4	21.4	28.4	51.2	28.6	16.1	28.0	53.6
95°	24.1	35.0	64.9	31.1	25.0	31.1	64.9	35.0	24.1	37.2	74.6
97.5°	36.9	43.2	73.1	33.0	29.7	33.0	73.1	43.2	36.9	45.4	85.5
100°	48.7	48.7	132.5	37.5	33.3	37.5	132.5	48.7	48.7	56.1	133.0
102.5°	73.4	95.0	305.8	72.9	39.7	72.9	305.8	95.0	73.4	104.4	282.0
105°	132.8	215.6	536.8	183.4	70.5	183.4	536.8	215.6	132.8	217.7	502.1
107.5°	250.6	401.0	691.2	358.8	159.1	358.8	691.2	401.0	250.6	384.9	662.5
110°	400.4	559.9	754.2	490.3	318.0	490.3	754.2	559.9	400.4	528.3	694.5



TEST NUMBER: P1433252  
 CATALOG NUMBER: EHBR1-42-UNV-TASM-L930-UPL18

**CANDELA DISTRIBUTION (continued):**

	0°	22.5°	45°	67.5°	90°	112.5°	135°	157.5°	180°	202.5°	225°
112.5°	521.0	623.9	736.8	543.2	438.5	543.2	736.8	623.9	521.0	583.1	665.2
115°	566.3	614.7	658.3	541.5	486.0	541.5	658.3	614.7	566.3	569.3	594.0
117.5°	547.2	562.7	568.8	508.6	488.8	508.6	568.8	562.7	547.2	512.4	504.5
120°	494.1	487.8	479.9	460.1	461.3	460.1	479.9	487.8	494.1	447.6	421.4
122.5°	428.1	414.4	405.9	411.4	423.9	411.4	405.9	414.4	428.1	381.5	361.7
125°	363.2	349.6	354.5	369.4	382.6	369.4	354.5	349.6	363.2	324.6	319.4
127.5°	309.0	302.7	317.0	333.8	345.0	333.8	317.0	302.7	309.0	284.5	289.3
130°	270.5	271.6	290.5	305.2	312.2	305.2	290.5	271.6	270.5	258.6	270.7
132.5°	246.4	253.1	271.1	283.9	288.2	283.9	271.1	253.1	246.4	243.4	258.3
135°	231.5	241.2	258.0	265.9	268.1	265.9	258.0	241.2	231.5	233.0	246.4
137.5°	223.0	232.7	245.2	251.9	250.8	251.9	245.2	232.7	223.0	226.3	236.7
140°	218.2	227.9	233.3	241.0	240.3	241.0	233.3	227.9	218.2	219.9	228.2
142.5°	213.2	222.1	224.8	230.6	229.4	230.6	224.8	222.1	213.2	215.1	220.6
145°	211.1	217.9	215.4	222.4	220.8	222.4	215.4	217.9	211.1	211.5	214.8
147.5°	206.5	211.5	208.7	214.8	213.2	214.8	208.7	211.5	206.5	206.5	208.1
150°	201.7	205.3	201.0	208.1	208.3	208.1	201.0	205.3	201.7	200.8	202.3
152.5°	195.0	198.6	195.0	202.9	202.6	202.9	195.0	198.6	195.0	194.1	195.6
155°	189.8	191.7	189.8	197.7	198.4	197.7	189.8	191.7	189.8	189.2	190.4
157.5°	186.5	188.0	187.1	194.2	194.8	194.2	187.1	188.0	186.5	186.5	187.1
160°	184.5	186.2	186.0	192.0	192.7	192.0	186.0	186.2	184.5	184.7	185.4
162.5°	183.8	183.8	184.2	190.3	191.5	190.3	184.2	183.8	183.8	183.8	184.7
165°	183.0	183.9	183.3	188.2	190.3	188.2	183.3	183.9	183.0	183.3	183.3
167.5°	183.3	182.4	183.7	188.2	190.3	188.2	183.7	182.4	183.3	183.6	183.6
170°	182.1	182.8	183.0	187.6	189.7	187.6	183.0	182.8	182.1	183.0	183.3
172.5°	184.0	184.0	183.9	187.7	190.7	187.7	183.9	184.0	184.0	184.3	185.2
175°	185.2	184.8	185.2	187.9	191.1	187.9	185.2	184.8	185.2	184.6	184.6
177.5°	184.2	185.4	186.7	189.5	193.5	189.5	186.7	185.4	184.2	184.6	184.6
180°	185.4	185.4	185.4	185.4	185.4	185.4	185.4	185.4	185.4	185.4	185.4



TEST NUMBER: P1433252

CATALOG NUMBER: EHBR1-42-UNV-TASM-L930-UPL18

**CANDELA DISTRIBUTION (continued):**

	247.5°	270°	292.5°	315°	337.5°	360°
0°	33050.6	33050.6	33050.6	33050.6	33050.6	33050.6
2.5°	32090.6	32069.5	32090.6	32315.0	32606.8	33031.4
5°	31345.0	31228.5	31345.0	31593.6	32129.6	32937.8
7.5°	30476.7	30409.2	30476.7	30892.6	31570.0	32714.0
10°	29562.6	29409.6	29562.6	30032.4	30831.2	32372.5
12.5°	28435.9	28233.3	28435.9	28921.1	29928.9	31827.8
15°	27003.1	26825.2	27003.1	27541.7	28710.5	31022.1
17.5°	25465.5	25304.4	25465.5	25933.4	27220.6	29886.8
20°	23534.3	23407.9	23534.3	24196.2	25459.2	28423.5
22.5°	21508.4	21390.0	21508.4	22096.5	23411.0	26589.0
25°	19124.8	19060.3	19124.8	19781.8	20970.4	24443.5
27.5°	16549.2	16439.5	16549.2	17236.4	18450.5	21919.9
30°	13917.7	13736.1	13917.7	14532.4	15619.5	19116.7
32.5°	11343.9	11213.1	11343.9	11782.0	12918.1	15978.3
35°	8856.2	8725.4	8856.2	9252.3	10367.8	13082.9
37.5°	6900.9	6669.7	6900.9	7155.0	8060.5	10267.4
40°	5233.8	5196.6	5233.8	5553.6	6133.0	7987.9
42.5°	4260.8	4159.8	4260.8	4398.4	4832.2	6052.4
45°	3496.0	3456.4	3496.0	3600.1	3891.4	4731.2
47.5°	3006.4	3023.7	3006.4	3073.4	3291.5	3852.9
50°	2641.3	2651.9	2641.3	2673.0	2818.6	3236.4
52.5°	2372.4	2363.1	2372.4	2375.5	2466.0	2780.2
55°	2134.5	2122.6	2134.5	2127.6	2194.5	2395.9
57.5°	1926.2	1934.8	1926.2	1916.8	1952.8	2104.1
60°	1740.2	1748.3	1740.2	1733.4	1757.0	1845.6
62.5°	1583.5	1588.5	1583.5	1582.8	1578.5	1646.6
65°	1443.4	1449.0	1443.4	1436.0	1429.1	1460.8
67.5°	1309.5	1309.5	1309.5	1296.5	1286.0	1316.9
70°	1183.7	1183.1	1183.7	1162.7	1154.6	1163.9
72.5°	1032.5	1047.4	1032.5	1017.0	1016.3	1017.6
75°	885.6	903.0	885.6	875.7	864.6	873.9
77.5°	736.9	763.5	736.9	728.9	723.2	717.0
80°	584.4	613.5	584.4	570.8	562.8	573.3
82.5°	431.9	453.7	431.9	415.3	414.6	419.5
85°	257.2	291.9	257.2	242.3	247.9	242.3
87.5°	82.4	105.3	82.4	78.7	86.8	84.9
90°	19.8	12.5	19.8	33.5	21.7	12.5
92.5°	29.9	18.0	29.9	53.6	28.0	16.1
95°	34.4	20.7	34.4	74.6	37.2	24.1
97.5°	38.1	26.8	38.1	85.5	45.4	36.9
100°	44.5	35.0	44.5	133.0	56.1	48.7
102.5°	93.7	58.8	93.7	282.0	104.4	73.4
105°	197.0	100.8	197.0	502.1	217.7	132.8
107.5°	352.3	173.9	352.3	662.5	384.9	250.6
110°	467.3	323.7	467.3	694.5	528.3	400.4



TEST NUMBER: P1433252

CATALOG NUMBER: EHBR1-42-UNV-TASM-L930-UPL18

**CANDELA DISTRIBUTION (continued):**

	247.5°	270°	292.5°	315°	337.5°	360°
112.5°	502.1	436.9	502.1	665.2	583.1	521.0
115°	482.9	459.7	482.9	594.0	569.3	566.3
117.5°	440.8	444.2	440.8	504.5	512.4	547.2
120°	392.5	411.4	392.5	421.4	447.6	494.1
122.5°	348.3	370.3	348.3	361.7	381.5	428.1
125°	309.9	332.5	309.9	319.4	324.6	363.2
127.5°	283.5	298.7	283.5	289.3	284.5	309.0
130°	263.1	275.9	263.1	270.7	258.6	270.5
132.5°	249.1	257.4	249.1	258.3	243.4	246.4
135°	237.0	243.6	237.0	246.4	233.0	231.5
137.5°	226.6	232.4	226.6	236.7	226.3	223.0
140°	217.8	222.7	217.8	228.2	219.9	218.2
142.5°	208.3	212.0	208.3	220.6	215.1	213.2
145°	202.3	205.1	202.3	214.8	211.5	211.1
147.5°	197.1	198.9	197.1	208.1	206.5	206.5
150°	192.0	193.7	192.0	202.3	200.8	201.7
152.5°	186.2	188.7	186.2	195.6	194.1	195.0
155°	182.9	185.3	182.9	190.4	189.2	189.8
157.5°	181.3	183.5	181.3	187.1	186.5	186.5
160°	180.5	182.1	180.5	185.4	184.7	184.5
162.5°	179.0	180.5	179.0	184.7	183.8	183.8
165°	179.3	179.9	179.3	183.3	183.3	183.0
167.5°	179.0	179.9	179.0	183.6	183.6	183.3
170°	179.7	180.3	179.7	183.3	183.0	182.1
172.5°	180.9	181.5	180.9	185.2	184.3	184.0
175°	181.3	181.8	181.3	184.6	184.6	185.2
177.5°	182.7	183.3	182.7	184.6	184.6	184.2
180°	185.4	185.4	185.4	185.4	185.4	185.4



TEST NUMBER: P1433252  
 CATALOG NUMBER: EHBR1-42-UNV-TASM-L930-UPL18

**CIE UGR TABLE:**

Reflectances:											
Ceiling		0.7	0.7	0.5	0.5	0.3	0.7	0.7	0.5	0.5	0.3
Wall		0.5	0.3	0.5	0.3	0.3	0.5	0.3	0.5	0.3	0.3
Reference plane		0.2	0.2	0.2	0.2	0.2	0.2	0.2	0.2	0.2	0.2
Room dimensions		Viewed crosswise					Viewed endwise				
X=2H	Y=2H	18.35	19.49	18.80	19.90	20.33	17.67	18.81	18.12	19.22	19.64
	3H	19.90	20.92	20.36	21.34	21.81	19.52	20.53	19.98	20.96	21.43
	4H	20.54	21.49	21.02	21.93	22.42	20.30	21.25	20.79	21.69	22.18
	6H	21.02	21.89	21.51	22.35	22.85	20.95	21.82	21.44	22.28	22.78
	8H	21.17	22.00	21.68	22.47	22.99	21.17	21.99	21.68	22.47	22.98
	12H	21.25	22.03	21.76	22.50	23.04	21.30	22.08	21.81	22.55	23.09
4H	2H	18.77	19.72	19.25	20.16	20.65	18.25	19.19	18.73	19.64	20.13
	3H	20.57	21.35	21.06	21.84	22.35	20.31	21.09	20.80	21.58	22.09
	4H	21.34	22.05	21.86	22.55	23.10	21.22	21.92	21.73	22.42	22.97
	6H	21.96	22.56	22.50	23.09	23.66	21.99	22.59	22.53	23.12	23.69
	8H	22.16	22.72	22.70	23.25	23.82	22.26	22.82	22.80	23.35	23.92
	12H	22.26	22.76	22.82	23.32	23.90	22.43	22.93	22.99	23.49	24.06
8H	4H	21.59	22.16	22.14	22.69	23.26	21.50	22.06	22.04	22.59	23.16
	6H	22.34	22.80	22.91	23.37	23.95	22.40	22.86	22.98	23.44	24.02
	8H	22.61	23.02	23.20	23.61	24.20	22.75	23.16	23.35	23.75	24.35
	12H	22.78	23.14	23.37	23.71	24.38	23.00	23.36	23.59	23.93	24.60
12H	4H	21.61	22.10	22.17	22.66	23.24	21.51	22.01	22.07	22.57	23.14
	6H	22.38	22.79	22.97	23.38	23.97	22.45	22.86	23.04	23.45	24.04
	8H	22.70	23.06	23.29	23.63	24.30	22.85	23.21	23.44	23.78	24.45

LM-79-2019: Approved Method: Electrical and Photometric Measurements of Solid-State Lighting Products

Report Prepared for

Cooper Lighting Solutions

Metalux

Report Number: SP1-2506-472-5

Test Date: 08/01/2025

Luminaire Tested: EHBR-60-L930-N

Data in this report applies to families of products including EHBR-60-L930-N

**Test Information**

Test Method: LM-79-2019  
 Report Number: SP1-2506-472-5  
 Test Lab: COOPER LIGHTING SOLUTIONS  
 Photometer: SP1 - 76IN SPHERE  
 Measurement Geometry: 4π  
 Issue Date: 08/05/2025  
 Manufacturer: COOPER LIGHTING SOLUTIONS  
 Product Line: Metalux  
 Catalog Number: **EHBR-60-L930-N**  
 Description: Elevate Round Highbay at, 60000 lumens, 3000K 90CRI LEDs with N lens

**Spectral Parameters**

CCT (K): 2996  
 CIE u': 0.2519  
 CIE v': 0.5169  
 Duv: -0.0033  
 CIE x: 0.4325  
 CIE y: 0.3945  
 CIE z: 0.1730  
 Peak Wavelength (nm): 630  
 Dominant Wavelength (nm): 584  
 Purity: 48.21818  
 Rf: 91.3  
 Rg: 102

CRI (Ra):	94.4		
R1:	96.8	R9:	61.4
R2:	98.1	R10:	94.4
R3:	97.8	R11:	95.7
R4:	95.6	R12:	88.5
R5:	96.9	R13:	97.3
R6:	95.7	R14:	97.8
R7:	90.9	R15:	92.3
R8:	83.0		



**Test Conditions**

Stabilization Time: 40M  
 Operation Time: 1H 40M  
 Sphere Temperature (°C): 25.0

REPORT NUMBER: SP1-2506-472-5

Measurement and Test Equipment			
Instrument	Identification Number	Calibration Date	Calibration Due Date
Photometer	76INCH SPHERE IN0058	6/16/2025	12/16/2025
Power Meter	XITRON INXT2011004	1/21/2025	1/21/2026
AC Power Source	CHROMA 61603 IN0063	10/22/2024	10/22/2025
DC Power Source	AGILENT E3634A IN0208	10/22/2024	10/22/2025
Sphere Thermometer	ONSET IN0085	10/22/2024	10/22/2025
Room Thermometer	ONSET IN0046	10/22/2024	10/22/2025

REPORT NUMBER: SP1-2506-472-5

CIE 1931 Chromaticity Diagram



CIE 1931 Chromaticity Diagram with 2017 ANSI 7-Step and 4-Step Quadrangles



Point lies inside the ANSI 3000K 7-step quadrangle

REPORT NUMBER: SP1-2506-472-5

**Photopic Flux vs. Wavelength**



**Photopic Lumens: NR**

λ (nm)	Power W <sup>^</sup> /nm	Lumens (φ/nm)	λ (nm)	Power W <sup>^</sup> /nm	Lumens (φ/nm)	λ (nm)	Power W <sup>^</sup> /nm	Lumens (φ/nm)	λ (nm)	Power W <sup>^</sup> /nm	Lumens (φ/nm)	λ (nm)	Power W <sup>^</sup> /nm	Lumens (φ/nm)
360	0	NR	490	101	NR	620	317	NR	750	7	NR	880	0	NR
365	0	NR	495	121	NR	625	320	NR	755	6	NR	885	0	NR
370	0	NR	500	141	NR	630	1000	NR	760	5	NR	890	0	NR
375	0	NR	505	158	NR	635	651	NR	765	4	NR	895	0	NR
380	0	NR	510	171	NR	640	207	NR	770	4	NR	900	0	NR
385	0	NR	515	182	NR	645	201	NR	775	3	NR	905	0	NR
390	0	NR	520	189	NR	650	174	NR	780	3	NR	910	0	NR
395	1	NR	525	194	NR	655	146	NR	785	2	NR	915	0	NR
400	1	NR	530	199	NR	660	124	NR	790	2	NR	920	0	NR
405	3	NR	535	205	NR	665	105	NR	795	2	NR	925	0	NR
410	4	NR	540	210	NR	670	96	NR	800	1	NR	930	0	NR
415	7	NR	545	216	NR	675	79	NR	805	1	NR	935	0	NR
420	13	NR	550	222	NR	680	67	NR	810	1	NR	940	0	NR
425	22	NR	555	230	NR	685	58	NR	815	1	NR	945	0	NR
430	37	NR	560	240	NR	690	49	NR	820	1	NR	950	0	NR
435	60	NR	565	248	NR	695	42	NR	825	1	NR	955	0	NR
440	101	NR	570	258	NR	700	36	NR	830	1	NR	960	0	NR
445	172	NR	575	268	NR	705	30	NR	835	1	NR	965	0	NR
450	223	NR	580	278	NR	710	26	NR	840	1	NR	970	0	NR
455	167	NR	585	287	NR	715	22	NR	845	0	NR	975	0	NR
460	126	NR	590	295	NR	720	19	NR	850	0	NR	980	0	NR
465	111	NR	595	298	NR	725	16	NR	855	0	NR	985	0	NR
470	86	NR	600	303	NR	730	14	NR	860	0	NR	990	0	NR
475	74	NR	605	307	NR	735	12	NR	865	0	NR	995	0	NR
480	77	NR	610	341	NR	740	10	NR	870	0	NR	1000	0	NR
485	86	NR	615	368	NR	745	8	NR	875	0	NR			

REPORT NUMBER: SP1-2506-472-5

**Scotopic Flux vs. Wavelength**



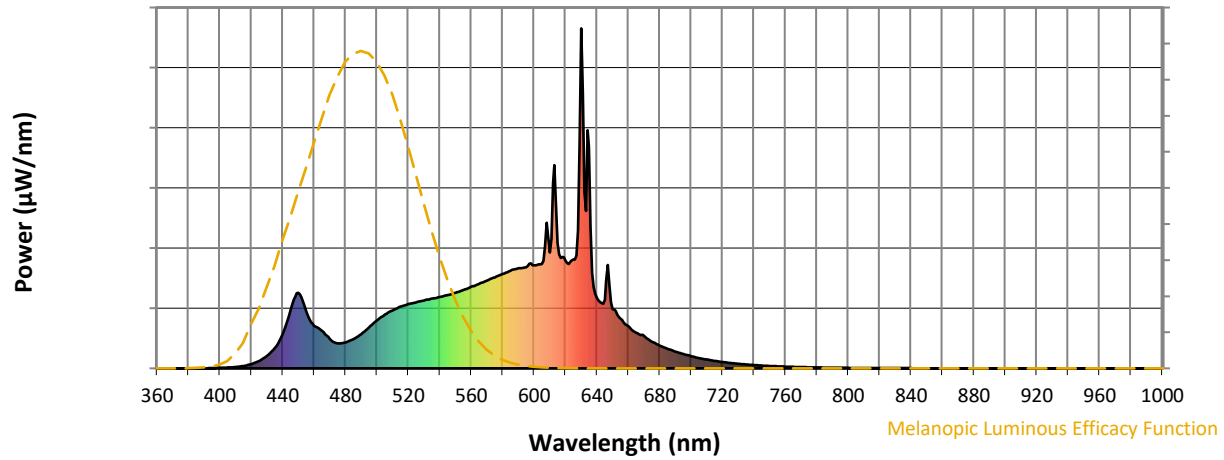
**Scotopic Lumens: NR**

**S/P: 1.44**

λ (nm)	Power W <sup>^</sup> /nm	Lumens (φ/nm)	λ (nm)	Power W <sup>^</sup> /nm	Lumens (φ/nm)	λ (nm)	Power W <sup>^</sup> /nm	Lumens (φ/nm)	λ (nm)	Power W <sup>^</sup> /nm	Lumens (φ/nm)	λ (nm)	Power W <sup>^</sup> /nm	Lumens (φ/nm)
360	0	NR	490	101	NR	620	317	NR	750	7	NR	880	0	NR
365	0	NR	495	121	NR	625	320	NR	755	6	NR	885	0	NR
370	0	NR	500	141	NR	630	1000	NR	760	5	NR	890	0	NR
375	0	NR	505	158	NR	635	651	NR	765	4	NR	895	0	NR
380	0	NR	510	171	NR	640	207	NR	770	4	NR	900	0	NR
385	0	NR	515	182	NR	645	201	NR	775	3	NR	905	0	NR
390	0	NR	520	189	NR	650	174	NR	780	3	NR	910	0	NR
395	1	NR	525	194	NR	655	146	NR	785	2	NR	915	0	NR
400	1	NR	530	199	NR	660	124	NR	790	2	NR	920	0	NR
405	3	NR	535	205	NR	665	105	NR	795	2	NR	925	0	NR
410	4	NR	540	210	NR	670	96	NR	800	1	NR	930	0	NR
415	7	NR	545	216	NR	675	79	NR	805	1	NR	935	0	NR
420	13	NR	550	222	NR	680	67	NR	810	1	NR	940	0	NR
425	22	NR	555	230	NR	685	58	NR	815	1	NR	945	0	NR
430	37	NR	560	240	NR	690	49	NR	820	1	NR	950	0	NR
435	60	NR	565	248	NR	695	42	NR	825	1	NR	955	0	NR
440	101	NR	570	258	NR	700	36	NR	830	1	NR	960	0	NR
445	172	NR	575	268	NR	705	30	NR	835	1	NR	965	0	NR
450	223	NR	580	278	NR	710	26	NR	840	1	NR	970	0	NR
455	167	NR	585	287	NR	715	22	NR	845	0	NR	975	0	NR
460	126	NR	590	295	NR	720	19	NR	850	0	NR	980	0	NR
465	111	NR	595	298	NR	725	16	NR	855	0	NR	985	0	NR
470	86	NR	600	303	NR	730	14	NR	860	0	NR	990	0	NR
475	74	NR	605	307	NR	735	12	NR	865	0	NR	995	0	NR
480	77	NR	610	341	NR	740	10	NR	870	0	NR	1000	0	NR
485	86	NR	615	368	NR	745	8	NR	875	0	NR			

REPORT NUMBER: SP1-2506-472-5

**Melanopic Flux vs. Wavelength**



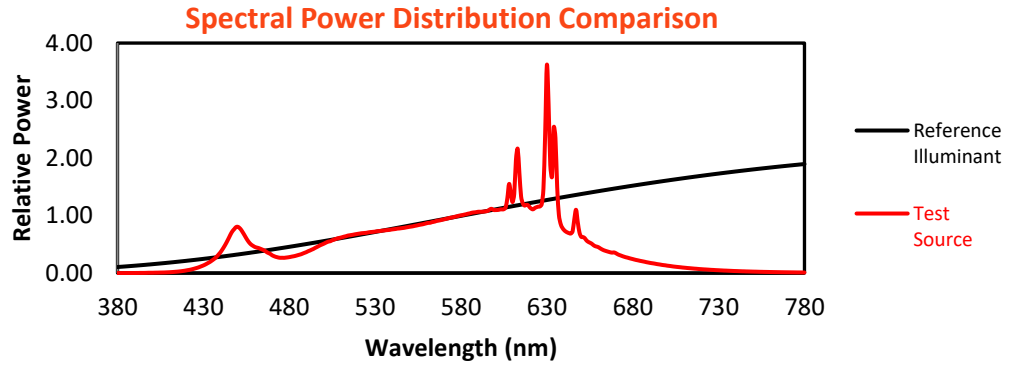
**Melanopic Lumens: NR**

**M/P: 2.85**

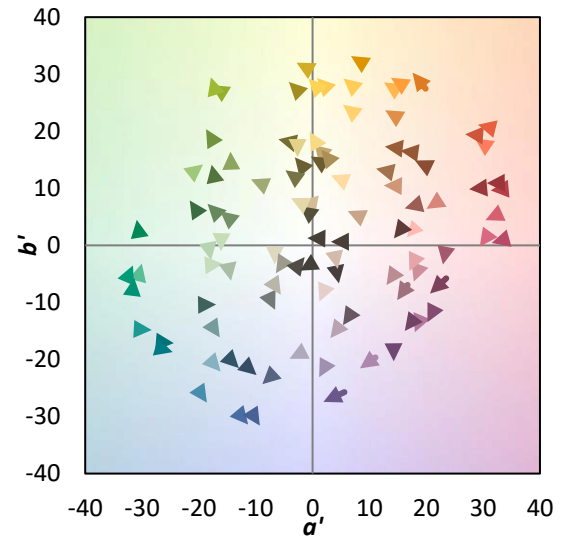
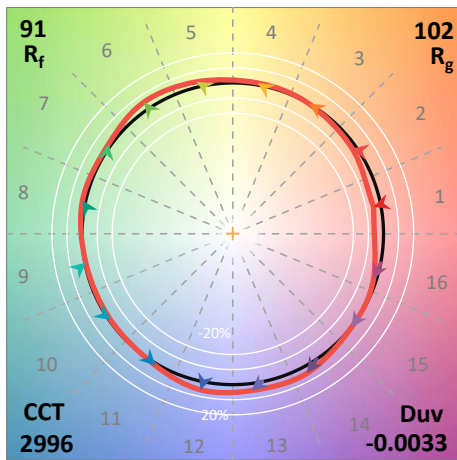
λ (nm)	Power W <sup>^</sup> /nm	Lumens (φ/nm)	λ (nm)	Power W <sup>^</sup> /nm	Lumens (φ/nm)	λ (nm)	Power W <sup>^</sup> /nm	Lumens (φ/nm)	λ (nm)	Power W <sup>^</sup> /nm	Lumens (φ/nm)	λ (nm)	Power W <sup>^</sup> /nm	Lumens (φ/nm)
360	0	NR	490	101	NR	620	317	NR	750	7	NR	880	0	NR
365	0	NR	495	121	NR	625	320	NR	755	6	NR	885	0	NR
370	0	NR	500	141	NR	630	1000	NR	760	5	NR	890	0	NR
375	0	NR	505	158	NR	635	651	NR	765	4	NR	895	0	NR
380	0	NR	510	171	NR	640	207	NR	770	4	NR	900	0	NR
385	0	NR	515	182	NR	645	201	NR	775	3	NR	905	0	NR
390	0	NR	520	189	NR	650	174	NR	780	3	NR	910	0	NR
395	1	NR	525	194	NR	655	146	NR	785	2	NR	915	0	NR
400	1	NR	530	199	NR	660	124	NR	790	2	NR	920	0	NR
405	3	NR	535	205	NR	665	105	NR	795	2	NR	925	0	NR
410	4	NR	540	210	NR	670	96	NR	800	1	NR	930	0	NR
415	7	NR	545	216	NR	675	79	NR	805	1	NR	935	0	NR
420	13	NR	550	222	NR	680	67	NR	810	1	NR	940	0	NR
425	22	NR	555	230	NR	685	58	NR	815	1	NR	945	0	NR
430	37	NR	560	240	NR	690	49	NR	820	1	NR	950	0	NR
435	60	NR	565	248	NR	695	42	NR	825	1	NR	955	0	NR
440	101	NR	570	258	NR	700	36	NR	830	1	NR	960	0	NR
445	172	NR	575	268	NR	705	30	NR	835	1	NR	965	0	NR
450	223	NR	580	278	NR	710	26	NR	840	1	NR	970	0	NR
455	167	NR	585	287	NR	715	22	NR	845	0	NR	975	0	NR
460	126	NR	590	295	NR	720	19	NR	850	0	NR	980	0	NR
465	111	NR	595	298	NR	725	16	NR	855	0	NR	985	0	NR
470	86	NR	600	303	NR	730	14	NR	860	0	NR	990	0	NR
475	74	NR	605	307	NR	735	12	NR	865	0	NR	995	0	NR
480	77	NR	610	341	NR	740	10	NR	870	0	NR	1000	0	NR
485	86	NR	615	368	NR	745	8	NR	875	0	NR			

**Summary**

$R_f = 91.3$   
 $R_g = 102$   
 CIE  $R_a = 94.4$   
 $R_9 = 61.4$



**Color Vector Graphics**



**Individual Sample Fidelity Index ( $R_{f,i}$ )**

CES01 = 86	CES26 = 91	CES51 = 96	CES76 = 89
CES02 = 63	CES27 = 96	CES52 = 95	CES77 = 85
CES03 = 32	CES28 = 96	CES53 = 93	CES78 = 86
CES04 = 70	CES29 = 90	CES54 = 98	CES79 = 89
CES05 = 51	CES30 = 96	CES55 = 98	CES80 = 91
CES06 = 51	CES31 = 90	CES56 = 95	CES81 = 72
CES07 = 44	CES32 = 84	CES57 = 95	CES82 = 95
CES08 = 42	CES33 = 91	CES58 = 95	CES83 = 93
CES09 = 29	CES34 = 92	CES59 = 99	CES84 = 96
CES10 = 76	CES35 = 96	CES60 = 96	CES85 = 80
CES11 = 59	CES36 = 90	CES61 = 96	CES86 = 77
CES12 = 65	CES37 = 94	CES62 = 95	CES87 = 91
CES13 = 44	CES38 = 99	CES63 = 94	CES88 = 96
CES14 = 74	CES39 = 97	CES64 = 96	CES89 = 82
CES15 = 72	CES40 = 94	CES65 = 92	CES90 = 97
CES16 = 48	CES41 = 94	CES66 = 95	CES91 = 82
CES17 = 50	CES42 = 91	CES67 = 94	CES92 = 78
CES18 = 57	CES43 = 88	CES68 = 93	CES93 = 87
CES19 = 72	CES44 = 99	CES69 = 94	CES94 = 73
CES20 = 67	CES45 = 93	CES70 = 90	CES95 = 85
CES21 = 86	CES46 = 93	CES71 = 90	CES96 = 92
CES22 = 79	CES47 = 86	CES72 = 96	CES97 = 93
CES23 = 92	CES48 = 95	CES73 = 85	CES98 = 94
CES24 = 91	CES49 = 91	CES74 = 90	CES99 = 93
CES25 = 72	CES50 = 96	CES75 = 90	



Color Rendition by Hue-Angle Bin



Measure Comparisons



(END OF REPORT)