

Cooper Lighting Solutions Photometric Lab
1121 Highway 74 South
Peachtree City, GA 30269



Scaled data based on original data using
LM-79-2019 Approved Method: Electrical and Photometric Measurements of Solid-
State Lighting Products

Test Report Prepared for
Cooper Lighting Solutions

Brand: METALUX

Report Number: P1436498

Luminaire Tested: EHBR1-18-UNV-M-L935

Issue Date: 3/25/2026

Test Information

Test Method: LM-79-2019
Report Number: P1436498
TEST IS SCALED FROM IESNA LM-79-08 TEST DATA (G3-2603-725-1)
Test Lab: INNOVATION CENTER
Issue Date: 3/25/2026
Manufacturer: COOPER LIGHTING SOLUTIONS
Product Line: METALUX
Catalog Number: EHBR1-18-UNV-M-L935
Description: Elevate Round Highbay at, 18000 lumens, 3500K 90CRI LEDs with M lens
Light Source: -
Ballast/Driver: -

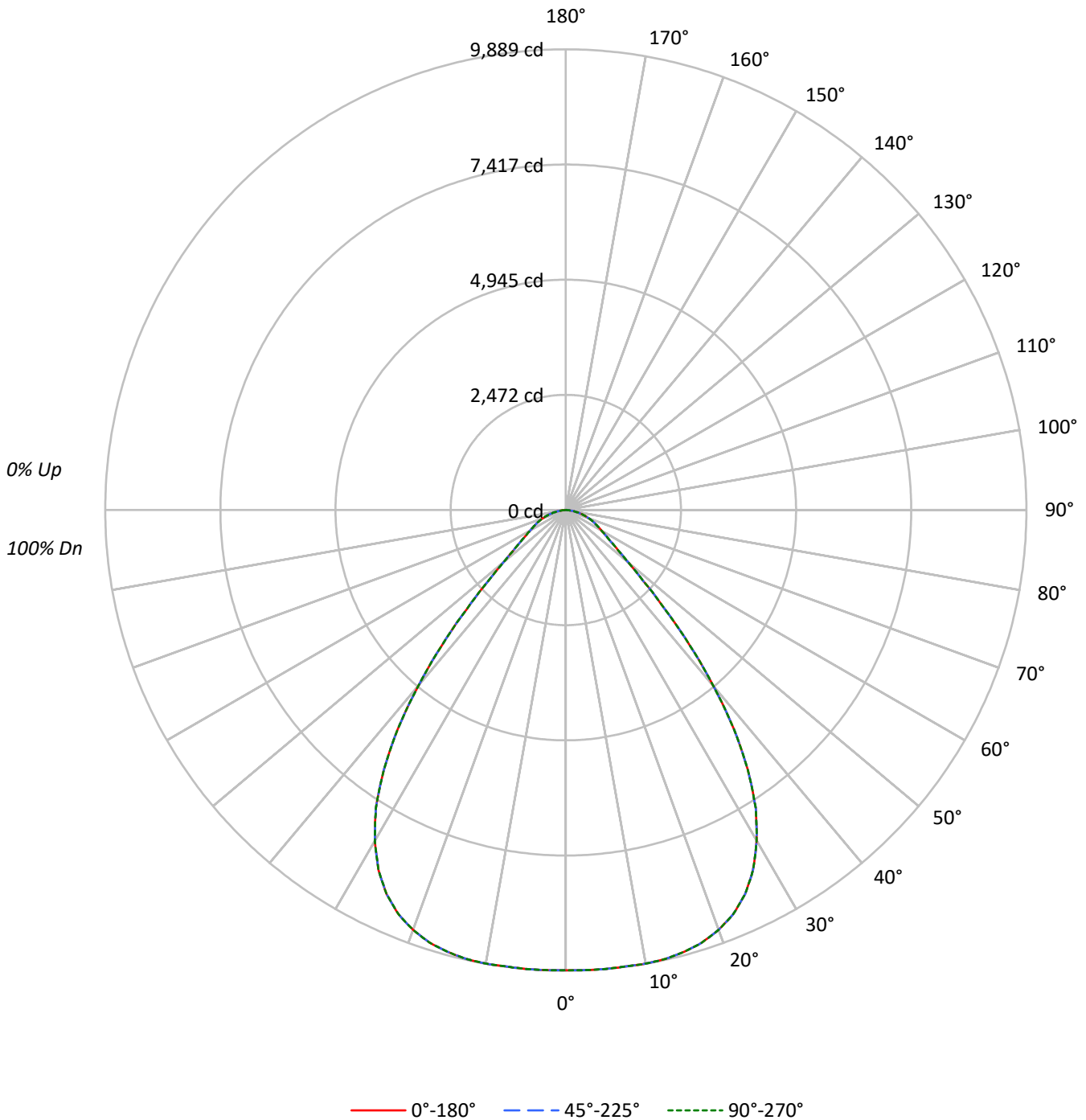
Summary

Lumens per Lamp: N/A
Luminaire Lumens: 16721.8 lumens
Efficiency: N/A
Efficacy: 176.6 lumens/watt
Spacing Criteria (0/90/45): 1.21 / 1.21 / 1.15
Luminous Opening: Circular (Dia: 1.71' x H: 0')
CIE Type: Direct

Input Watts (W): 94.7
Input Voltage (V): NR
Input Current (Ain): NR
Voltage Rise (V): NR
Power Factor: NR
Total Harmonic Distortion (THDi): NR
Frequency (hertz): 60
Stabilization Time: NR
Operation Time: NR
Ambient Temperature (°C): NR
Test Distance: 24 FT

TEST NUMBER: P1436498
CATALOG NUMBER: EHBR1-18-UNV-M-L935

Luminous Intensity Polar Plot





TEST NUMBER: P1436498
 CATALOG NUMBER: EHBR1-18-UNV-M-L935

COEFFICIENT OF UTILIZATION - ZONAL CAVITY METHOD:

RF	20				20				20				20				20	
RC	80				70				50				30				10	0
RW	70	50	30	10	70	50	30	10	50	30	10	50	30	10	50	30	10	0
RCR																		
0	119	119	119	119	116	116	116	116	111	111	111	106	106	106	102	102	102	100
1	112	108	105	102	109	106	103	100	102	99	97	98	96	94	94	93	92	90
2	104	98	93	88	102	96	91	87	93	89	85	90	86	83	87	84	82	80
3	97	89	83	78	95	87	82	77	85	80	76	82	78	74	80	76	73	71
4	91	81	74	69	89	80	73	68	78	72	68	75	71	67	73	69	66	64
5	85	74	67	62	83	73	66	61	71	65	61	70	64	60	68	63	60	58
6	79	68	61	56	78	67	61	55	66	60	55	64	59	55	63	58	54	52
7	74	63	56	51	73	62	55	50	61	55	50	60	54	50	58	53	50	48
8	70	58	51	46	69	58	51	46	57	50	46	55	50	46	54	49	45	44
9	66	54	47	42	65	54	47	42	53	47	42	52	46	42	51	46	42	40
10	62	51	44	39	61	50	44	39	49	43	39	48	43	39	48	42	39	37

AVERAGE LUMINANCE (cd/sqm):

	0°	45°	90°
0°	46396	46396	46396
5°	46618	46618	46618
10°	47145	47145	47145
15°	47736	47736	47736
20°	47925	47925	47925
25°	47154	47154	47154
30°	44445	44445	44445
35°	39047	39047	39047
40°	30219	30219	30219
45°	19964	19964	19964
50°	12753	12753	12753
55°	9660	9660	9660
60°	8300	8300	8300
65°	7753	7753	7753
70°	7336	7336	7336
75°	6663	6663	6663
80°	5712	5712	5712
85°	3896	3896	3896

MAXIMUM LUMINANCE 45°-90°:

Horizontal Angle: 0°
 Vertical Angle: 45°
 Luminance: 19964 cd/sqm



TEST NUMBER: P1436498
 CATALOG NUMBER: EHBR1-18-UNV-M-L935

ZONAL LUMENS:

Zone	Lumens	% Fixture
0°-10°	943.6	5.6
10°-20°	2771.1	16.6
20°-30°	4157.9	24.9
30°-40°	4183.3	25.0
40°-50°	2394.6	14.3
50°-60°	1095.2	6.5
60°-70°	694.9	4.2
70°-80°	389.8	2.3
80°-90°	91.4	0.5
90°-100°	0.0	0.0
100°-110°	0.0	0.0
110°-120°	0.0	0.0
120°-130°	0.0	0.0
130°-140°	0.0	0.0
140°-150°	0.0	0.0
150°-160°	0.0	0.0
160°-170°	0.0	0.0
170°-180°	0.0	0.0
0°-30°	7872.5	47.1
0°-40°	12055.8	72.1
0°-60°	15545.6	93.0
0°-90°	16721.8	100.0
90°-120°	0.0	0.0
90°-150°	0.0	0.0
90°-180°	0.0	0.0
0°-180°	16721.8	100.0

CANDELA DISTRIBUTION:

	0°	22.5°	45°	67.5°	90°	Flux
0°	9880	9880	9880	9880	9880	
5°	9889	9889	9889	9889	9889	944
15°	9819	9819	9819	9819	9819	2771
25°	9100	9100	9100	9100	9100	4158
35°	6811	6811	6811	6811	6811	4183
45°	3006	3006	3006	3006	3006	2395
55°	1180	1180	1180	1180	1180	1095
65°	698	698	698	698	698	695
75°	367	367	367	367	367	390
85°	72	72	72	72	72	91
90°	0	0	0	0	0	



TEST NUMBER: P1436498
 CATALOG NUMBER: EHBR1-18-UNV-M-L935

CANDELA DISTRIBUTION (FULL):

	0°	22.5°	45°	67.5°	90°
0°	9879.6	9879.6	9879.6	9879.6	9879.6
2.5°	9884.5	9884.5	9884.5	9884.5	9884.5
5°	9889.3	9889.3	9889.3	9889.3	9889.3
7.5°	9882.5	9882.5	9882.5	9882.5	9882.5
10°	9886.7	9886.7	9886.7	9886.7	9886.7
12.5°	9869.7	9869.7	9869.7	9869.7	9869.7
15°	9818.6	9818.6	9818.6	9818.6	9818.6
17.5°	9734.1	9734.1	9734.1	9734.1	9734.1
20°	9589.9	9589.9	9589.9	9589.9	9589.9
22.5°	9391.7	9391.7	9391.7	9391.7	9391.7
25°	9100.3	9100.3	9100.3	9100.3	9100.3
27.5°	8708.2	8708.2	8708.2	8708.2	8708.2
30°	8196.3	8196.3	8196.3	8196.3	8196.3
32.5°	7590.1	7590.1	7590.1	7590.1	7590.1
35°	6811.1	6811.1	6811.1	6811.1	6811.1
37.5°	5928.6	5928.6	5928.6	5928.6	5928.6
40°	4929.5	4929.5	4929.5	4929.5	4929.5
42.5°	3939.3	3939.3	3939.3	3939.3	3939.3
45°	3006.1	3006.1	3006.1	3006.1	3006.1
47.5°	2262.9	2262.9	2262.9	2262.9	2262.9
50°	1745.6	1745.6	1745.6	1745.6	1745.6
52.5°	1410.3	1410.3	1410.3	1410.3	1410.3
55°	1179.9	1179.9	1179.9	1179.9	1179.9
57.5°	1010.3	1010.3	1010.3	1010.3	1010.3
60°	883.7	883.7	883.7	883.7	883.7
62.5°	785.9	785.9	785.9	785.9	785.9
65°	697.7	697.7	697.7	697.7	697.7
67.5°	616.6	616.6	616.6	616.6	616.6
70°	534.3	534.3	534.3	534.3	534.3
72.5°	451.4	451.4	451.4	451.4	451.4
75°	367.2	367.2	367.2	367.2	367.2
77.5°	287.2	287.2	287.2	287.2	287.2
80°	211.2	211.2	211.2	211.2	211.2
82.5°	137.7	137.7	137.7	137.7	137.7
85°	72.3	72.3	72.3	72.3	72.3
87.5°	20.7	20.7	20.7	20.7	20.7
90°	0.0	0.0	0.0	0.0	0.0



TEST NUMBER: P1436498
 CATALOG NUMBER: EHBR1-18-UNV-M-L935

CIE UGR TABLE:

Reflectances:											
Ceiling		0.7	0.7	0.5	0.5	0.3	0.7	0.7	0.5	0.5	0.3
Wall		0.5	0.3	0.5	0.3	0.3	0.5	0.3	0.5	0.3	0.3
Reference plane		0.2	0.2	0.2	0.2	0.2	0.2	0.2	0.2	0.2	0.2
Room dimensions		Viewed crosswise					Viewed endwise				
X=2H	Y=2H	16.68	17.96	17.05	18.27	18.59	16.68	17.96	17.05	18.27	18.59
	3H	18.26	19.39	18.64	19.72	20.09	18.26	19.39	18.64	19.72	20.09
	4H	18.85	19.90	19.25	20.25	20.63	18.85	19.90	19.25	20.25	20.63
	6H	19.24	20.21	19.65	20.58	20.97	19.24	20.21	19.65	20.58	20.97
	8H	19.34	20.26	19.77	20.65	21.06	19.34	20.26	19.77	20.65	21.06
	12H	19.38	20.26	19.82	20.64	21.07	19.38	20.26	19.82	20.64	21.07
4H	2H	17.17	18.23	17.58	18.58	18.96	17.17	18.23	17.58	18.58	18.96
	3H	18.98	19.84	19.39	20.25	20.65	18.98	19.84	19.39	20.25	20.65
	4H	19.68	20.46	20.12	20.88	21.32	19.68	20.46	20.12	20.88	21.32
	6H	20.19	20.86	20.66	21.31	21.77	20.19	20.86	20.66	21.31	21.77
	8H	20.33	20.95	20.80	21.40	21.87	20.33	20.95	20.80	21.40	21.87
	12H	20.39	20.94	20.88	21.42	21.90	20.39	20.94	20.88	21.42	21.90
8H	4H	19.91	20.53	20.38	20.98	21.45	19.91	20.53	20.38	20.98	21.45
	6H	20.52	21.03	21.03	21.53	22.01	20.52	21.03	21.03	21.53	22.01
	8H	20.72	21.17	21.24	21.69	22.18	20.72	21.17	21.24	21.69	22.18
	12H	20.83	21.23	21.35	21.73	22.30	20.83	21.23	21.35	21.73	22.30
12H	4H	19.91	20.46	20.40	20.94	21.42	19.91	20.46	20.40	20.94	21.42
	6H	20.54	21.00	21.07	21.51	22.01	20.54	21.00	21.07	21.51	22.01
	8H	20.78	21.18	21.30	21.68	22.25	20.78	21.18	21.30	21.68	22.25

LM-79-2019: Approved Method: Electrical and Photometric Measurements of Solid-
State Lighting Products

Report Prepared for

Cooper Lighting Solutions

Metalux

Report Number: SP1-2506-472-6

Test Date: 08/01/2025

Luminaire Tested: EHBR-60-L935-N

Data in this report applies to families of products including EHBR-60-L935-N

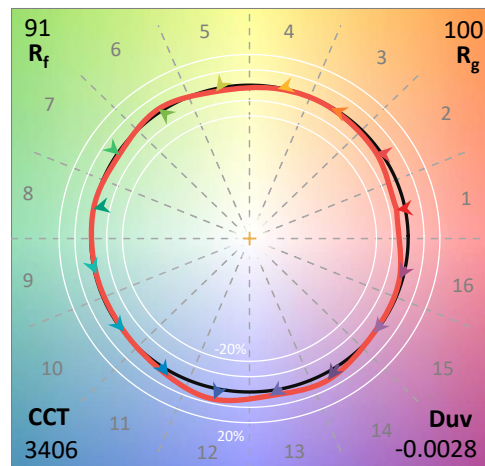
Test Information

Test Method: LM-79-2019
 Report Number: SP1-2506-472-6
 Test Lab: COOPER LIGHTING SOLUTIONS
 Photometer: SP1 - 76IN SPHERE
 Measurement Geometry: 4π
 Issue Date: 08/05/2025
 Manufacturer: COOPER LIGHTING SOLUTIONS
 Product Line: Metalux
 Catalog Number: **EHBR-60-L935-N**
 Description: Elevate Round Highbay at, 60000 lumens, 3500K 90CRI LEDs with N lens

Spectral Parameters

CCT (K): 3406
 CIE u': 0.2394
 CIE v': 0.5094
 Duv: -0.0028
 CIE x: 0.4076
 CIE y: 0.3856
 CIE z: 0.2068
 Peak Wavelength (nm): 630
 Dominant Wavelength (nm): 582
 Purity: 38.0517
 Rf: 91.3
 Rg: 100

CRI (Ra):	94.6		
R1:	96.6	R9:	63.8
R2:	98.4	R10:	94.7
R3:	98.1	R11:	96.6
R4:	95.8	R12:	80.9
R5:	96.2	R13:	97.4
R6:	95.4	R14:	98.3
R7:	91.8	R15:	93.1
R8:	84.4		



Test Conditions

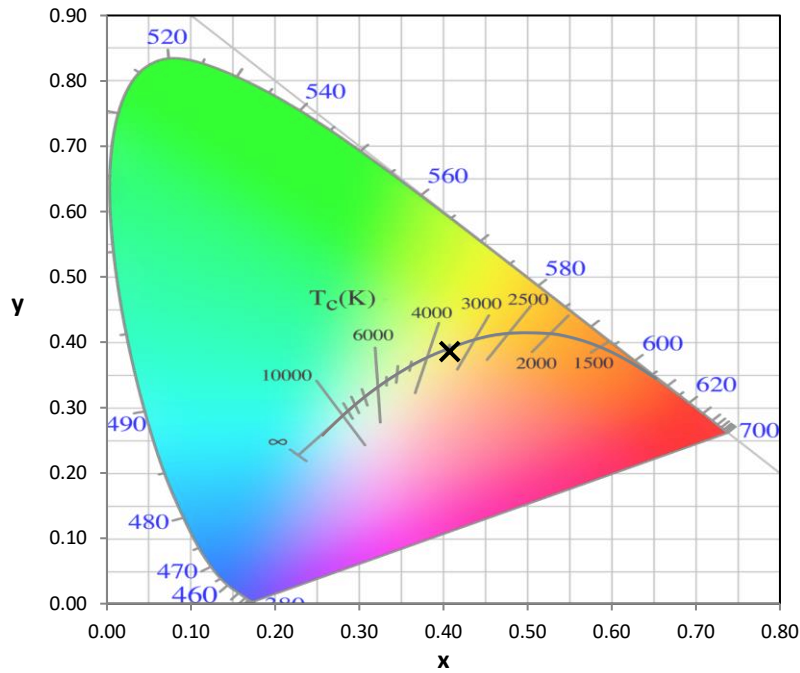
Stabilization Time: 35M
 Operation Time: 1H 35M
 Sphere Temperature (°C): 25.0

REPORT NUMBER: SP1-2506-472-6

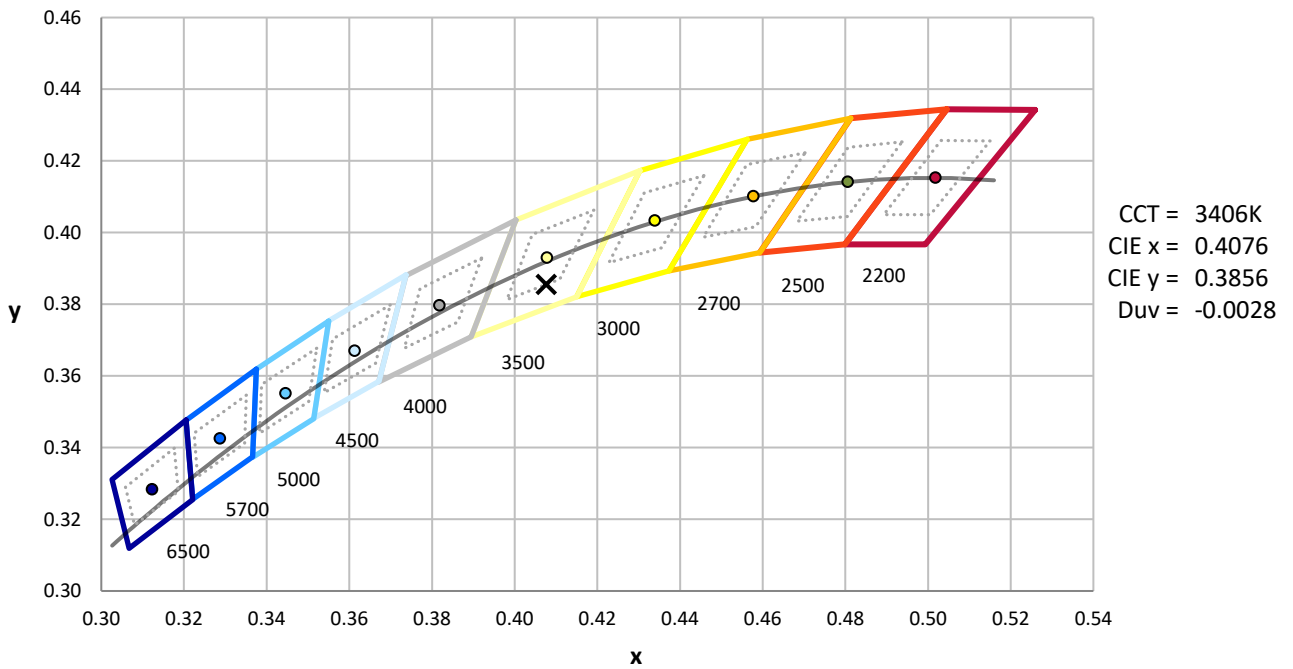
Measurement and Test Equipment			
Instrument	Identification Number	Calibration Date	Calibration Due Date
Photometer	76INCH SPHERE IN0058	6/16/2025	12/16/2025
Power Meter	XITRON INXT2011004	1/21/2025	1/21/2026
AC Power Source	CHROMA 61603 IN0063	10/22/2024	10/22/2025
DC Power Source	AGILENT E3634A IN0208	10/22/2024	10/22/2025
Sphere Thermometer	ONSET IN0085	10/22/2024	10/22/2025
Room Thermometer	ONSET IN0046	10/22/2024	10/22/2025

REPORT NUMBER: SP1-2506-472-6

CIE 1931 Chromaticity Diagram



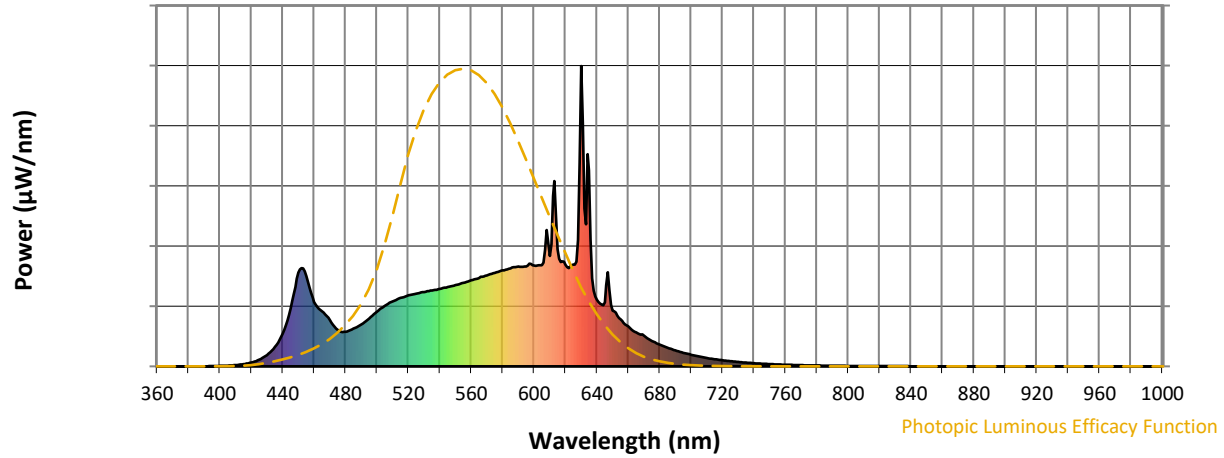
CIE 1931 Chromaticity Diagram with 2017 ANSI 7-Step and 4-Step Quadrangles



Point lies inside the ANSI 3500K 4-step quadrangle

REPORT NUMBER: SP1-2506-472-6

Photopic Flux vs. Wavelength

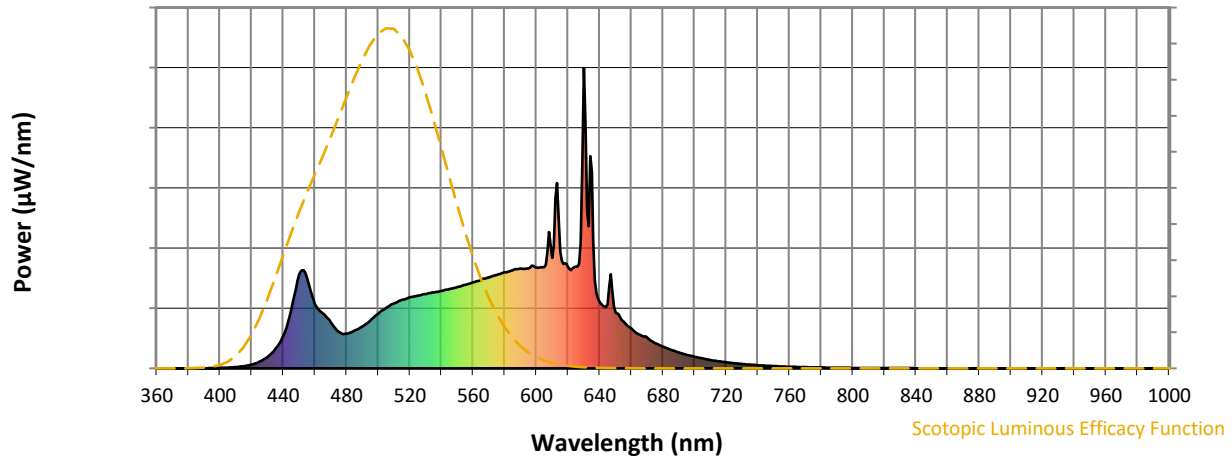


Photopic Lumens: NR

λ (nm)	Power W [^] /nm	Lumens (φ/nm)	λ (nm)	Power W [^] /nm	Lumens (φ/nm)	λ (nm)	Power W [^] /nm	Lumens (φ/nm)	λ (nm)	Power W [^] /nm	Lumens (φ/nm)	λ (nm)	Power W [^] /nm	Lumens (φ/nm)
360	0	NR	490	140	NR	620	338	NR	750	8	NR	880	0	NR
365	0	NR	495	159	NR	625	339	NR	755	7	NR	885	0	NR
370	0	NR	500	182	NR	630	1000	NR	760	5	NR	890	0	NR
375	0	NR	505	202	NR	635	653	NR	765	5	NR	895	0	NR
380	0	NR	510	216	NR	640	222	NR	770	4	NR	900	0	NR
385	0	NR	515	228	NR	645	214	NR	775	3	NR	905	0	NR
390	0	NR	520	236	NR	650	185	NR	780	3	NR	910	0	NR
395	1	NR	525	242	NR	655	157	NR	785	3	NR	915	0	NR
400	2	NR	530	248	NR	660	133	NR	790	2	NR	920	0	NR
405	3	NR	535	253	NR	665	113	NR	795	2	NR	925	0	NR
410	4	NR	540	258	NR	670	103	NR	800	2	NR	930	0	NR
415	7	NR	545	264	NR	675	85	NR	805	1	NR	935	0	NR
420	13	NR	550	270	NR	680	72	NR	810	1	NR	940	0	NR
425	22	NR	555	278	NR	685	62	NR	815	1	NR	945	0	NR
430	38	NR	560	286	NR	690	53	NR	820	1	NR	950	0	NR
435	65	NR	565	295	NR	695	45	NR	825	1	NR	955	0	NR
440	108	NR	570	303	NR	700	39	NR	830	1	NR	960	0	NR
445	193	NR	575	311	NR	705	33	NR	835	1	NR	965	0	NR
450	312	NR	580	319	NR	710	28	NR	840	1	NR	970	0	NR
455	300	NR	585	326	NR	715	24	NR	845	0	NR	975	0	NR
460	214	NR	590	332	NR	720	20	NR	850	0	NR	980	0	NR
465	184	NR	595	333	NR	725	17	NR	855	0	NR	985	0	NR
470	153	NR	600	336	NR	730	15	NR	860	0	NR	990	0	NR
475	122	NR	605	337	NR	735	12	NR	865	0	NR	995	0	NR
480	115	NR	610	367	NR	740	10	NR	870	0	NR	1000	0	NR
485	125	NR	615	390	NR	745	9	NR	875	0	NR			

REPORT NUMBER: SP1-2506-472-6

Scotopic Flux vs. Wavelength



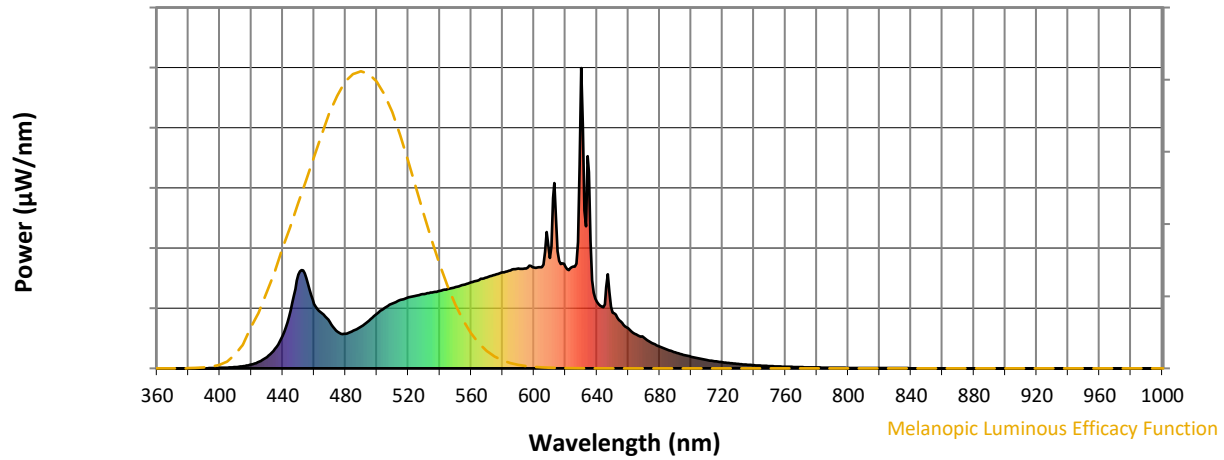
Scotopic Lumens: NR

S/P: 1.62

λ (nm)	Power W [^] /nm	Lumens (φ/nm)	λ (nm)	Power W [^] /nm	Lumens (φ/nm)	λ (nm)	Power W [^] /nm	Lumens (φ/nm)	λ (nm)	Power W [^] /nm	Lumens (φ/nm)	λ (nm)	Power W [^] /nm	Lumens (φ/nm)
360	0	NR	490	140	NR	620	338	NR	750	8	NR	880	0	NR
365	0	NR	495	159	NR	625	339	NR	755	7	NR	885	0	NR
370	0	NR	500	182	NR	630	1000	NR	760	5	NR	890	0	NR
375	0	NR	505	202	NR	635	653	NR	765	5	NR	895	0	NR
380	0	NR	510	216	NR	640	222	NR	770	4	NR	900	0	NR
385	0	NR	515	228	NR	645	214	NR	775	3	NR	905	0	NR
390	0	NR	520	236	NR	650	185	NR	780	3	NR	910	0	NR
395	1	NR	525	242	NR	655	157	NR	785	3	NR	915	0	NR
400	2	NR	530	248	NR	660	133	NR	790	2	NR	920	0	NR
405	3	NR	535	253	NR	665	113	NR	795	2	NR	925	0	NR
410	4	NR	540	258	NR	670	103	NR	800	2	NR	930	0	NR
415	7	NR	545	264	NR	675	85	NR	805	1	NR	935	0	NR
420	13	NR	550	270	NR	680	72	NR	810	1	NR	940	0	NR
425	22	NR	555	278	NR	685	62	NR	815	1	NR	945	0	NR
430	38	NR	560	286	NR	690	53	NR	820	1	NR	950	0	NR
435	65	NR	565	295	NR	695	45	NR	825	1	NR	955	0	NR
440	108	NR	570	303	NR	700	39	NR	830	1	NR	960	0	NR
445	193	NR	575	311	NR	705	33	NR	835	1	NR	965	0	NR
450	312	NR	580	319	NR	710	28	NR	840	1	NR	970	0	NR
455	300	NR	585	326	NR	715	24	NR	845	0	NR	975	0	NR
460	214	NR	590	332	NR	720	20	NR	850	0	NR	980	0	NR
465	184	NR	595	333	NR	725	17	NR	855	0	NR	985	0	NR
470	153	NR	600	336	NR	730	15	NR	860	0	NR	990	0	NR
475	122	NR	605	337	NR	735	12	NR	865	0	NR	995	0	NR
480	115	NR	610	367	NR	740	10	NR	870	0	NR	1000	0	NR
485	125	NR	615	390	NR	745	9	NR	875	0	NR			

REPORT NUMBER: SP1-2506-472-6

Melanopic Flux vs. Wavelength



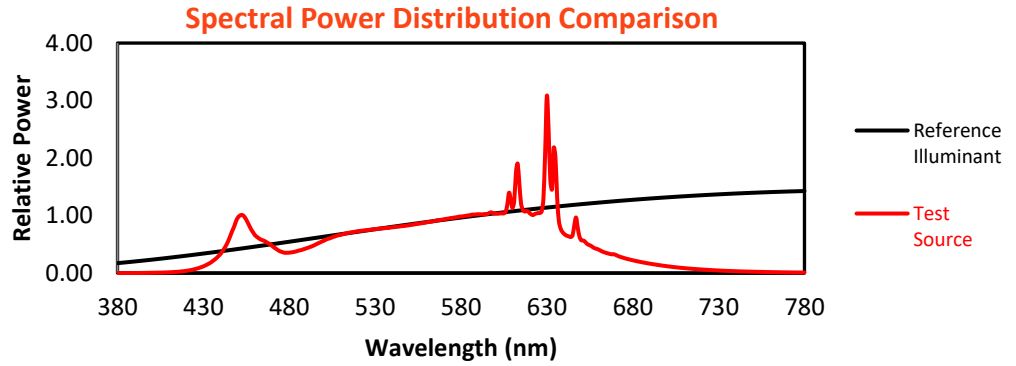
Melanopic Lumens: NR

M/P: 3.3

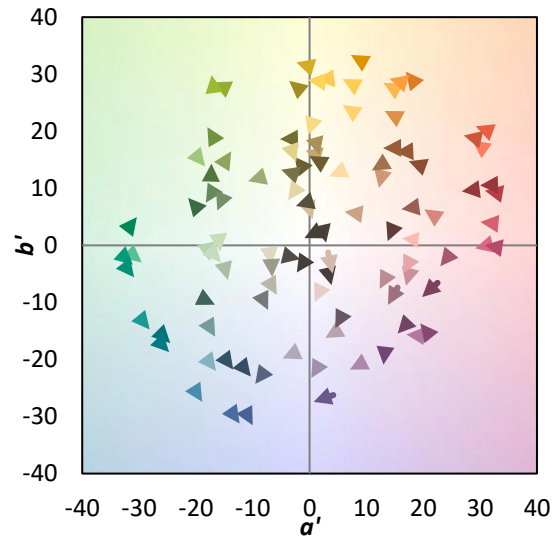
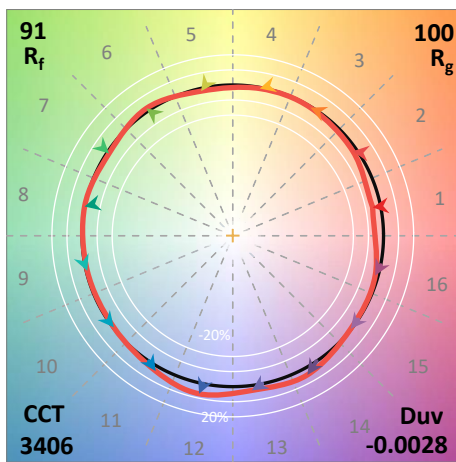
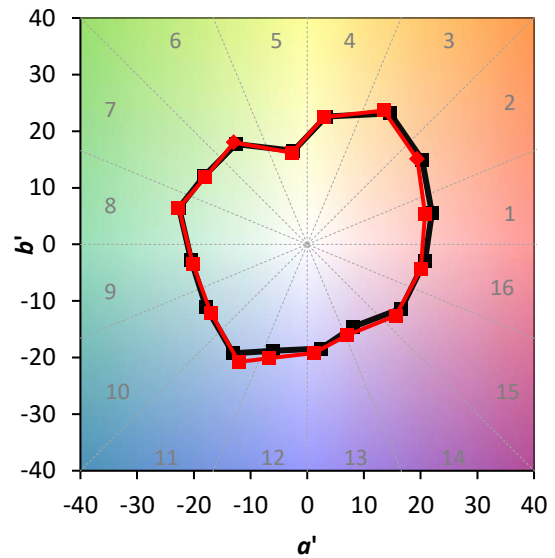
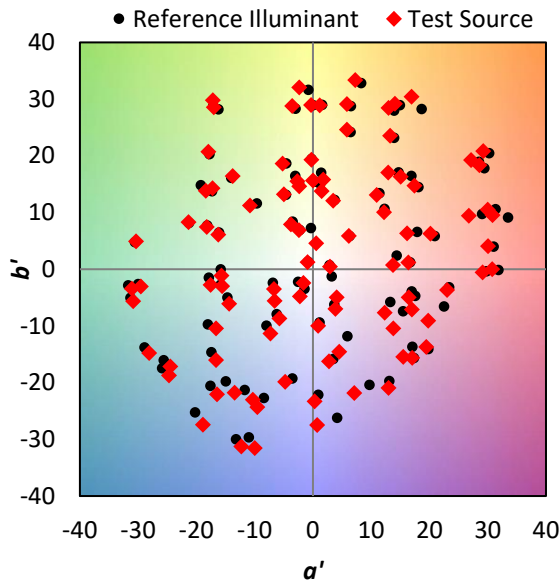
λ (nm)	Power W [^] /nm	Lumens (φ/nm)	λ (nm)	Power W [^] /nm	Lumens (φ/nm)	λ (nm)	Power W [^] /nm	Lumens (φ/nm)	λ (nm)	Power W [^] /nm	Lumens (φ/nm)	λ (nm)	Power W [^] /nm	Lumens (φ/nm)
360	0	NR	490	140	NR	620	338	NR	750	8	NR	880	0	NR
365	0	NR	495	159	NR	625	339	NR	755	7	NR	885	0	NR
370	0	NR	500	182	NR	630	1000	NR	760	5	NR	890	0	NR
375	0	NR	505	202	NR	635	653	NR	765	5	NR	895	0	NR
380	0	NR	510	216	NR	640	222	NR	770	4	NR	900	0	NR
385	0	NR	515	228	NR	645	214	NR	775	3	NR	905	0	NR
390	0	NR	520	236	NR	650	185	NR	780	3	NR	910	0	NR
395	1	NR	525	242	NR	655	157	NR	785	3	NR	915	0	NR
400	2	NR	530	248	NR	660	133	NR	790	2	NR	920	0	NR
405	3	NR	535	253	NR	665	113	NR	795	2	NR	925	0	NR
410	4	NR	540	258	NR	670	103	NR	800	2	NR	930	0	NR
415	7	NR	545	264	NR	675	85	NR	805	1	NR	935	0	NR
420	13	NR	550	270	NR	680	72	NR	810	1	NR	940	0	NR
425	22	NR	555	278	NR	685	62	NR	815	1	NR	945	0	NR
430	38	NR	560	286	NR	690	53	NR	820	1	NR	950	0	NR
435	65	NR	565	295	NR	695	45	NR	825	1	NR	955	0	NR
440	108	NR	570	303	NR	700	39	NR	830	1	NR	960	0	NR
445	193	NR	575	311	NR	705	33	NR	835	1	NR	965	0	NR
450	312	NR	580	319	NR	710	28	NR	840	1	NR	970	0	NR
455	300	NR	585	326	NR	715	24	NR	845	0	NR	975	0	NR
460	214	NR	590	332	NR	720	20	NR	850	0	NR	980	0	NR
465	184	NR	595	333	NR	725	17	NR	855	0	NR	985	0	NR
470	153	NR	600	336	NR	730	15	NR	860	0	NR	990	0	NR
475	122	NR	605	337	NR	735	12	NR	865	0	NR	995	0	NR
480	115	NR	610	367	NR	740	10	NR	870	0	NR	1000	0	NR
485	125	NR	615	390	NR	745	9	NR	875	0	NR			

Summary

$R_f = 91.3$
 $R_g = 100$
 $CIE R_a = 94.6$
 $R_9 = 63.8$

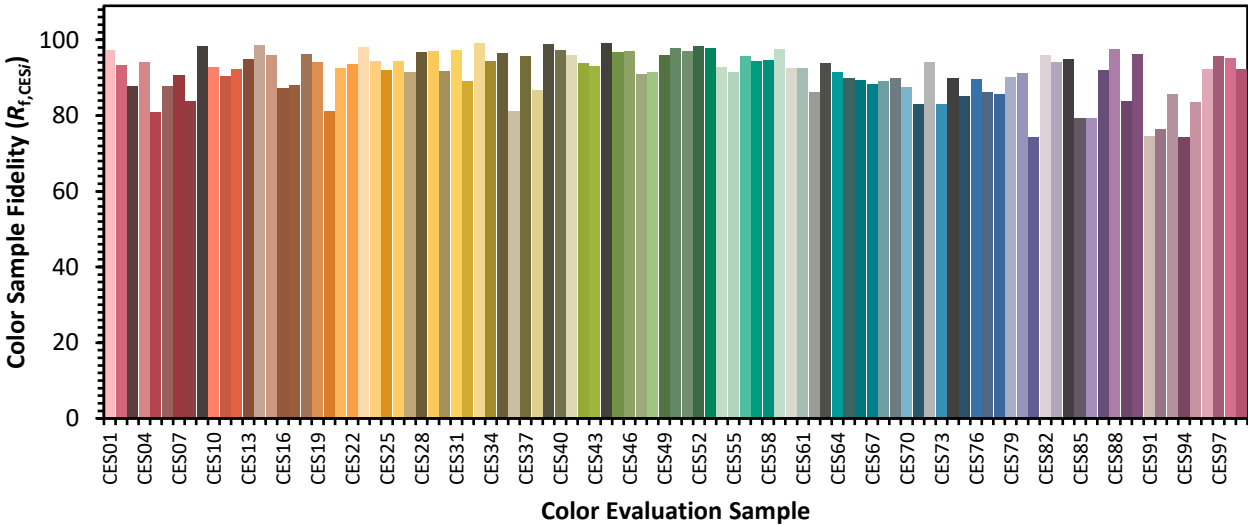


Color Vector Graphics

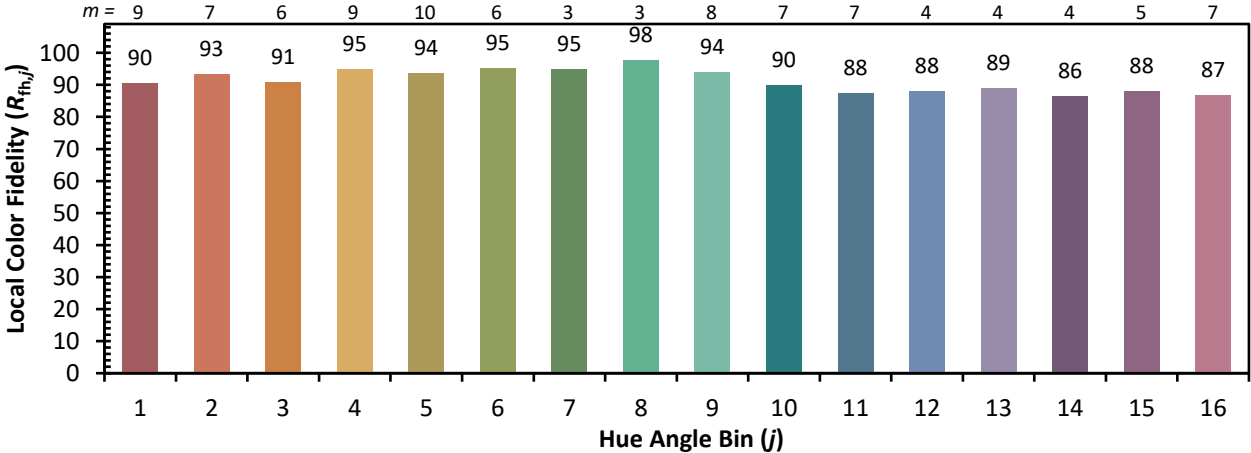
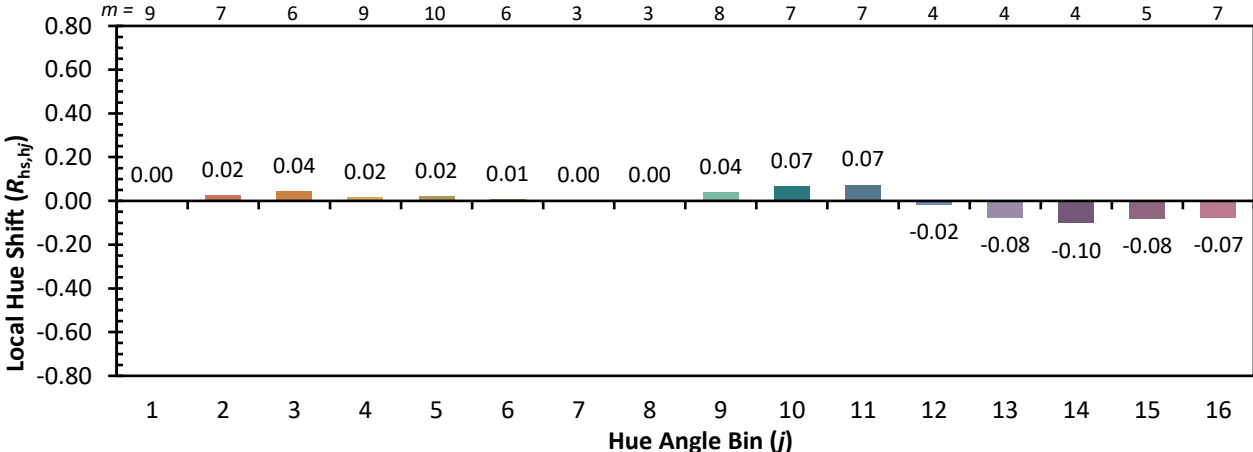
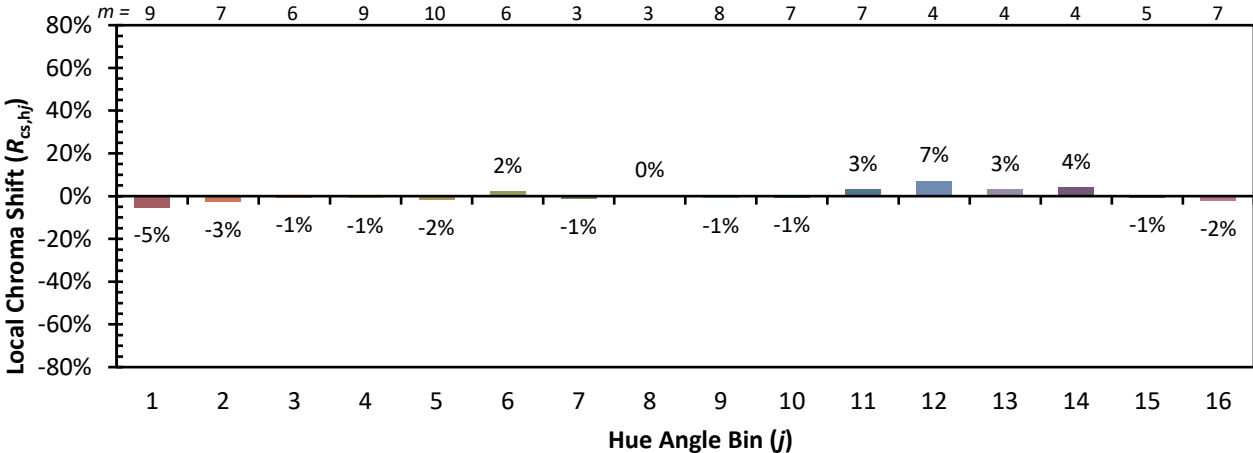


Individual Sample Fidelity Index ($R_{f,i}$)

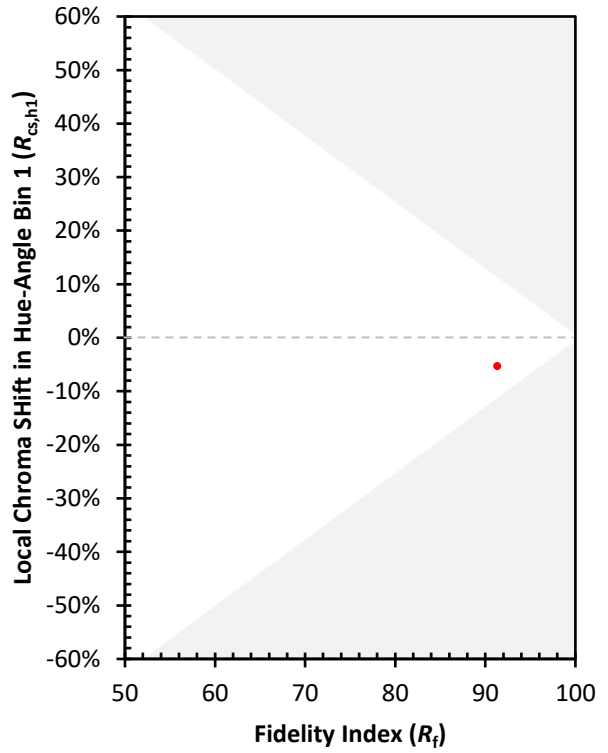
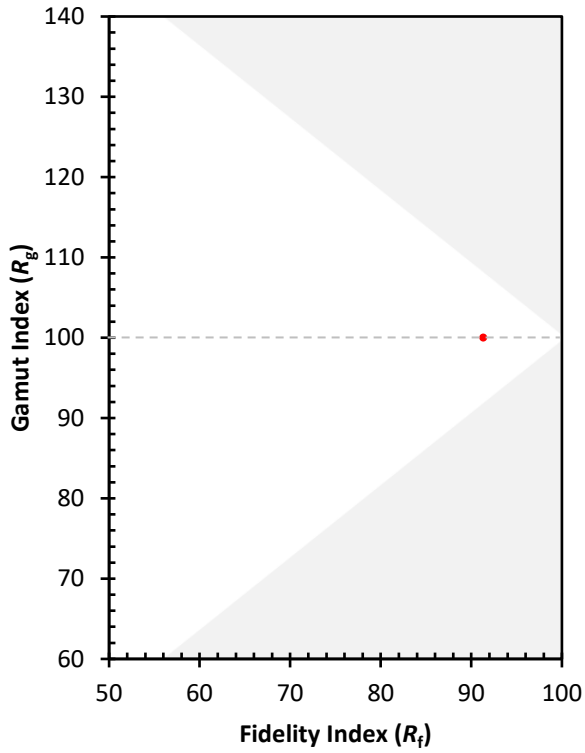
CES01 = 86	CES26 = 94	CES51 = 97	CES76 = 90
CES02 = 63	CES27 = 92	CES52 = 98	CES77 = 86
CES03 = 31	CES28 = 97	CES53 = 98	CES78 = 86
CES04 = 70	CES29 = 97	CES54 = 93	CES79 = 90
CES05 = 50	CES30 = 92	CES55 = 92	CES80 = 91
CES06 = 51	CES31 = 97	CES56 = 96	CES81 = 74
CES07 = 43	CES32 = 89	CES57 = 94	CES82 = 96
CES08 = 41	CES33 = 99	CES58 = 95	CES83 = 94
CES09 = 29	CES34 = 94	CES59 = 98	CES84 = 95
CES10 = 75	CES35 = 97	CES60 = 92	CES85 = 79
CES11 = 58	CES36 = 81	CES61 = 93	CES86 = 79
CES12 = 64	CES37 = 96	CES62 = 86	CES87 = 92
CES13 = 44	CES38 = 87	CES63 = 94	CES88 = 98
CES14 = 74	CES39 = 99	CES64 = 91	CES89 = 84
CES15 = 72	CES40 = 97	CES65 = 90	CES90 = 96
CES16 = 48	CES41 = 96	CES66 = 89	CES91 = 75
CES17 = 49	CES42 = 94	CES67 = 88	CES92 = 76
CES18 = 56	CES43 = 93	CES68 = 89	CES93 = 86
CES19 = 71	CES44 = 99	CES69 = 90	CES94 = 74
CES20 = 67	CES45 = 97	CES70 = 88	CES95 = 83
CES21 = 86	CES46 = 97	CES71 = 83	CES96 = 92
CES22 = 78	CES47 = 91	CES72 = 94	CES97 = 96
CES23 = 91	CES48 = 91	CES73 = 83	CES98 = 95
CES24 = 90	CES49 = 96	CES74 = 90	CES99 = 92
CES25 = 71	CES50 = 98	CES75 = 85	



Color Rendition by Hue-Angle Bin



Measure Comparisons



(END OF REPORT)