

Cooper Lighting Solutions Photometric Lab  
1121 Highway 74 South  
Peachtree City, GA 30269



Scaled data based on original data using  
LM-79-2019 Approved Method: Electrical and Photometric Measurements of Solid-  
State Lighting Products

Test Report Prepared for  
Cooper Lighting Solutions

Brand: METALUX

Report Number: P1433643

Luminaire Tested: EHBR1-54-UNV-TASM-L935-UPL12

Issue Date: 3/20/2026

**Test Information**

Test Method: LM-79-2019  
Report Number: P1433643  
REPORT IS A COMBINATION OF REPORTS P1431868 AND P1431635  
Test Lab: INNOVATION CENTER  
Issue Date: 3/20/2026  
Manufacturer: COOPER LIGHTING SOLUTIONS  
Product Line: METALUX  
Catalog Number: EHBR1-54-UNV-TASM-L935-UPL12  
Description: Elevate Round Highbay at, 54000 lumens, 3500K 90CRI LEDs with TASM lens  
Light Source: -  
Ballast/Driver: -

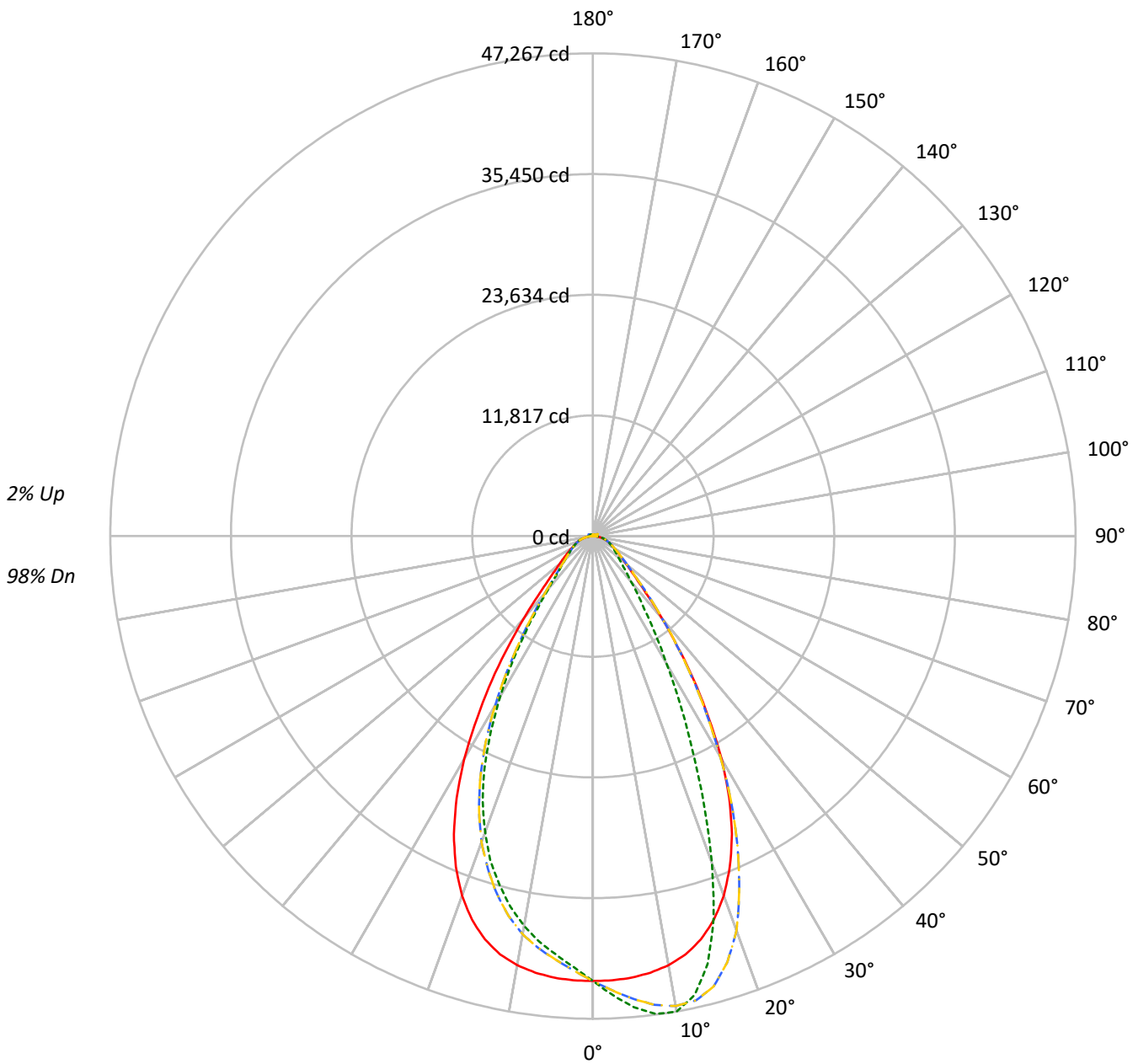
**Summary**

Lumens per Lamp: N/A  
Luminaire Lumens: 49802.8 lumens  
Efficiency: N/A  
Efficacy: 164.1 lumens/watt  
Spacing Criteria (0/90/45): 0.99 / 0.84 / 0.9  
Luminous Opening: Vertical Cylinder (Dia: 1.71' x H: 0.1')  
CIE Type: Direct

Input Watts (W): 303.4  
Input Voltage (V): NR  
Input Current (Ain): NR  
Voltage Rise (V): NR  
Power Factor: NR  
Total Harmonic Distortion (THDi): NR  
Frequency (hertz): 60  
Stabilization Time: NR  
Operation Time: NR  
Ambient Temperature (°C): NR  
Test Distance: 24 FT

TEST NUMBER: P1433643  
CATALOG NUMBER: EHBR1-54-UNV-TASM-L935-UPL12

### Luminous Intensity Polar Plot



— 0°-180°    - - 45°-225°    - · - · 90°-270°    - · - · 135°-315°



TEST NUMBER: P1433643

CATALOG NUMBER: EHBR1-54-UNV-TASM-L935-UPL12

**COEFFICIENT OF UTILIZATION - ZONAL CAVITY METHOD:**

RF	20				20				20				20				20				
RC	80				70				50				30				10			0	
RW	70	50	30	10	70	50	30	10	50	30	10	50	30	10	50	30	10	50	30	10	0
RCR																					
0	119	119	119	119	115	115	115	115	110	110	110	105	105	105	100	100	100	100	100	100	98
1	111	108	105	102	109	106	103	100	101	99	97	97	95	93	93	92	90	93	92	90	88
2	104	98	94	89	102	97	92	88	93	89	86	89	86	84	86	84	82	86	84	82	80
3	98	90	84	80	96	89	83	79	86	81	77	83	79	76	80	77	74	80	77	74	72
4	92	83	77	72	90	82	76	71	79	74	70	77	72	69	75	71	68	75	71	68	66
5	87	77	70	65	85	76	69	65	74	68	64	72	67	63	70	66	62	70	66	62	61
6	82	72	65	60	80	71	64	59	69	63	59	67	62	58	65	61	58	65	61	58	56
7	77	67	60	55	76	66	59	55	64	59	54	63	58	54	61	57	53	61	57	53	52
8	73	62	56	51	72	62	55	51	60	55	50	59	54	50	58	53	50	58	53	50	48
9	69	59	52	48	68	58	52	47	57	51	47	56	50	47	55	50	46	55	50	46	45
10	66	55	49	44	65	55	48	44	54	48	44	53	47	44	52	47	44	52	47	44	42

**AVERAGE LUMINANCE (cd/sqm):**

	0°	90°	180°	270°
0°	204563	204563	204563	204563
5°	203318	216903	203318	192767
10°	200819	222471	200819	182438
15°	194890	206745	194890	168523
20°	182271	165781	182271	150107
25°	161324	114863	161324	125796
30°	130989	74727	130989	94120
35°	93950	48394	93950	62659
40°	60741	33356	60741	39515
45°	38540	25838	38540	28155
50°	28621	21956	28621	23452
55°	23367	20001	23367	20702
60°	20234	19052	20234	19168
65°	18445	18375	18445	18296
70°	17483	18003	17483	17771
75°	16351	17417	16351	16894
80°	14361	16443	14361	15371
85°	9293	11740	9293	11193

**MAXIMUM LUMINANCE 45°-90°:**

Horizontal Angle: 22.5°  
 Vertical Angle: 45°  
 Luminance: 54185 cd/sqm



TEST NUMBER: P1433643

CATALOG NUMBER: EHBR1-54-UNV-TASM-L935-UPL12

**ZONAL LUMENS:**

Zone	Lumens	% Fixture
0°-10°	4141.9	8.3
10°-20°	11268.4	22.6
20°-30°	13215.5	26.5
30°-40°	9190.5	18.5
40°-50°	4567.3	9.2
50°-60°	2731.7	5.5
60°-70°	1922.7	3.9
70°-80°	1238.5	2.5
80°-90°	395.3	0.8
90°-100°	31.1	0.1
100°-110°	193.7	0.4
110°-120°	356.2	0.7
120°-130°	213.1	0.4
130°-140°	130.9	0.3
140°-150°	92.5	0.2
150°-160°	62.5	0.1
160°-170°	37.9	0.1
170°-180°	13.1	0.0
0°-30°	28625.8	57.5
0°-40°	37816.3	75.9
0°-60°	45115.3	90.6
0°-90°	48671.8	97.7
90°-120°	581.0	1.2
90°-150°	1017.6	2.0
90°-180°	1131.0	2.3
0°-180°	49802.8	100.0

**CANDELA DISTRIBUTION:**

	0°	90°	180°	270°	360°	Flux
0°	43560	43560	43560	43560	43560	
5°	43412	46312	43412	41159	43412	4120
15°	40887	43374	40887	35355	40887	11426
25°	32216	22938	32216	25121	32216	14585
35°	17243	8882	17243	11500	17243	10764
45°	6236	4180	6236	4555	6236	5103
55°	3158	2703	3158	2798	3158	2888
65°	1925	1918	1925	1910	1925	1934
75°	1152	1227	1152	1190	1152	1209
85°	319	404	319	385	319	355
90°	9	14	9	9	9	19
95°	17	20	17	14	17	18
105°	89	51	89	68	89	120
115°	379	328	379	307	379	345
125°	244	259	244	223	244	225
135°	158	183	158	164	158	125
145°	146	152	146	141	146	91
155°	133	140	133	131	133	62
165°	133	140	133	131	133	38
175°	138	145	138	135	138	13
180°	138	138	138	138	138	



TEST NUMBER: P1433643  
 CATALOG NUMBER: EHBR1-54-UNV-TASM-L935-UPL12

**CANDELA DISTRIBUTION (FULL):**

	0°	22.5°	45°	67.5°	90°	112.5°	135°	157.5°	180°	202.5°	225°
0°	43560.3	43560.3	43560.3	43560.3	43560.3	43560.3	43560.3	43560.3	43560.3	43560.3	43560.3
2.5°	43535.0	44097.8	44553.6	44854.2	45002.8	44854.2	44553.6	44097.8	43535.0	42975.4	42590.7
5°	43411.7	44538.9	45493.8	46118.6	46312.2	46118.6	45493.8	44538.9	43411.7	42346.5	41640.0
7.5°	43116.7	44872.9	46291.8	47021.2	47199.3	47021.2	46291.8	44872.9	43116.7	41609.0	40716.2
10°	42666.8	45083.7	46723.0	47245.8	47267.1	47245.8	46723.0	45083.7	42666.8	40635.3	39582.4
12.5°	41948.8	45008.5	46578.5	46407.0	46017.4	46407.0	46578.5	45008.5	41948.8	39446.0	38117.8
15°	40886.9	44563.3	45662.8	44266.9	43374.1	44266.9	45662.8	44563.3	40886.9	37840.1	36299.6
17.5°	39390.5	43730.2	43751.4	40989.8	39305.5	40989.8	43751.4	43730.2	39390.5	35876.4	34180.0
20°	37462.0	42393.9	41119.6	36068.4	34072.9	36068.4	41119.6	42393.9	37462.0	33555.1	31890.4
22.5°	35044.2	40592.0	37454.5	31117.7	28395.2	31117.7	37454.5	40592.0	35044.2	30855.5	29123.0
25°	32216.3	38384.2	33511.7	25723.4	22938.0	25723.4	33511.7	38384.2	32216.3	27638.8	26072.1
27.5°	28890.2	35585.7	29313.3	21020.1	18450.3	21020.1	29313.3	35585.7	28890.2	24317.6	22717.4
30°	25195.7	31998.2	24944.1	16739.9	14373.7	16739.9	24944.1	31998.2	25195.7	20586.4	19153.7
32.5°	21059.3	28481.8	20748.1	13413.0	11408.5	13413.0	20748.1	28481.8	21059.3	17025.9	15528.6
35°	17243.1	24082.4	16964.6	10539.4	8882.1	10539.4	16964.6	24082.4	17243.1	13664.6	12194.3
37.5°	13532.3	19925.6	13523.3	8486.8	7204.4	8486.8	13523.3	19925.6	13532.3	10623.6	9430.2
40°	10528.0	15580.1	10595.8	6774.7	5781.5	6774.7	10595.8	15580.1	10528.0	8083.3	7319.5
42.5°	7977.1	11913.3	8328.4	5560.2	4910.8	5560.2	8328.4	11913.3	7977.1	6368.8	5797.0
45°	6235.6	8766.9	6503.6	4691.0	4180.5	4691.0	6503.6	8766.9	6235.6	5128.8	4744.9
47.5°	5078.2	6775.5	5270.9	4023.7	3665.9	4023.7	5270.9	6775.5	5078.2	4338.1	4050.7
50°	4265.5	5199.1	4376.6	3512.3	3272.2	3512.3	4376.6	5199.1	4265.5	3714.9	3523.0
52.5°	3664.3	4240.1	3727.2	3130.1	2968.3	3130.1	3727.2	4240.1	3664.3	3250.1	3130.9
55°	3157.8	3564.6	3241.1	2814.8	2702.9	2814.8	3241.1	3564.6	3157.8	2892.4	2804.2
57.5°	2773.1	3023.9	2814.8	2546.1	2471.7	2546.1	2814.8	3023.9	2773.1	2573.8	2526.4
60°	2432.5	2618.7	2484.0	2311.6	2290.4	2311.6	2484.0	2618.7	2432.5	2315.7	2284.7
62.5°	2170.3	2287.9	2196.4	2100.9	2082.1	2100.9	2196.4	2287.9	2170.3	2080.5	2086.2
65°	1925.2	2034.7	1962.8	1911.4	1917.9	1911.4	1962.8	2034.7	1925.2	1883.6	1892.6
67.5°	1735.7	1792.9	1761.9	1732.4	1739.8	1732.4	1761.9	1792.9	1735.7	1694.9	1708.8
70°	1534.0	1595.2	1563.4	1567.5	1579.7	1567.5	1563.4	1595.2	1534.0	1521.7	1532.3
72.5°	1341.2	1388.6	1378.0	1387.8	1400.8	1387.8	1378.0	1388.6	1341.2	1339.6	1340.4
75°	1151.8	1187.7	1192.5	1206.4	1226.9	1206.4	1192.5	1187.7	1151.8	1139.4	1154.2
77.5°	945.0	985.9	1001.4	1020.3	1050.4	1020.3	1001.4	985.9	945.0	953.2	960.6
80°	755.5	774.4	808.6	822.6	865.0	822.6	808.6	774.4	755.5	741.6	752.3
82.5°	553.0	570.2	599.5	625.7	650.2	625.7	599.5	570.2	553.0	546.4	547.2
85°	319.4	345.5	365.2	396.2	403.5	396.2	365.2	345.5	319.4	326.7	319.4
87.5°	111.9	120.1	137.2	149.5	150.3	149.5	137.2	120.1	111.9	114.4	103.8
90°	8.7	15.0	25.6	17.0	14.4	17.0	25.6	15.0	8.7	14.8	22.7
92.5°	11.1	19.8	35.3	21.3	17.5	21.3	35.3	19.8	11.1	19.0	36.2
95°	16.9	24.1	44.4	23.1	19.9	23.1	44.4	24.1	16.9	25.2	50.1
97.5°	25.4	29.6	49.9	24.4	22.9	24.4	49.9	29.6	25.4	30.6	57.5
100°	33.3	33.3	89.5	27.4	25.4	27.4	89.5	33.3	33.3	38.2	89.1
102.5°	49.8	64.5	205.4	51.4	29.6	51.4	205.4	64.5	49.8	70.4	188.3
105°	89.3	144.9	359.4	125.0	50.6	125.0	359.4	144.9	89.3	145.9	335.0
107.5°	167.9	268.5	462.2	241.9	109.6	241.9	462.2	268.5	167.9	257.3	442.3
110°	267.6	374.4	504.2	329.5	215.5	329.5	504.2	374.4	267.6	352.8	463.7



TEST NUMBER: P1433643

CATALOG NUMBER: EHBR1-54-UNV-TASM-L935-UPL12

**CANDELA DISTRIBUTION (continued):**

	0°	22.5°	45°	67.5°	90°	112.5°	135°	157.5°	180°	202.5°	225°
112.5°	347.9	417.0	492.7	364.9	295.8	364.9	492.7	417.0	347.9	389.4	444.2
115°	378.7	410.9	440.3	363.6	327.5	363.6	440.3	410.9	378.7	380.2	396.7
117.5°	365.9	376.2	380.7	341.7	329.4	341.7	380.7	376.2	365.9	342.7	337.1
120°	330.5	326.3	321.8	309.4	311.1	309.4	321.8	326.3	330.5	299.5	281.6
122.5°	286.9	277.8	272.5	277.4	286.1	277.4	272.5	277.8	286.9	255.9	242.3
125°	243.7	234.6	238.6	249.4	258.9	249.4	238.6	234.6	243.7	218.3	214.5
127.5°	208.0	203.7	213.7	225.7	234.0	225.7	213.7	203.7	208.0	191.6	194.4
130°	182.6	183.1	196.0	207.0	212.1	207.0	196.0	183.1	182.6	174.7	182.4
132.5°	167.0	171.1	183.4	193.2	196.5	193.2	183.4	171.1	167.0	165.4	174.9
135°	157.5	163.1	175.1	180.8	183.1	180.8	175.1	163.1	157.5	158.9	167.0
137.5°	152.2	157.9	166.6	171.9	171.5	171.9	166.6	157.9	152.2	154.9	161.3
140°	149.4	155.1	158.7	164.6	165.0	164.6	158.7	155.1	149.4	150.6	156.1
142.5°	146.6	151.6	153.4	158.1	157.7	158.1	153.4	151.6	146.6	147.7	151.4
145°	145.6	149.5	147.6	152.6	152.4	152.6	147.6	149.5	145.6	145.3	148.0
147.5°	142.5	145.3	143.5	148.0	147.7	148.0	143.5	145.3	142.5	142.5	143.9
150°	139.7	142.1	138.8	143.9	144.9	143.9	138.8	142.1	139.7	139.0	140.5
152.5°	135.6	138.0	135.6	141.3	141.5	141.3	135.6	138.0	135.6	135.0	136.4
155°	133.0	134.2	133.0	138.7	139.5	138.7	133.0	134.2	133.0	132.1	133.8
157.5°	131.6	133.0	132.4	137.5	138.3	137.5	132.4	133.0	131.6	131.6	132.4
160°	131.8	133.0	133.2	137.7	138.5	137.7	133.2	133.0	131.8	131.6	132.4
162.5°	132.1	132.1	133.2	137.7	139.3	137.7	133.2	132.1	132.1	132.1	132.8
165°	132.8	133.4	133.9	137.9	140.1	137.9	133.9	133.4	132.8	132.6	132.6
167.5°	133.9	133.2	134.9	139.1	141.4	139.1	134.9	133.2	133.9	133.6	133.6
170°	133.4	134.2	135.2	139.6	141.8	139.6	135.2	134.2	133.4	134.0	133.9
172.5°	135.9	135.9	137.1	140.8	143.7	140.8	137.1	135.9	135.9	135.7	136.3
175°	137.5	137.7	138.8	141.8	144.7	141.8	138.8	137.7	137.5	136.7	136.7
177.5°	136.9	138.5	140.1	143.3	146.7	143.3	140.1	138.5	136.9	136.7	136.7
180°	138.5	138.5	138.5	138.5	138.5	138.5	138.5	138.5	138.5	138.5	138.5



TEST NUMBER: P1433643

CATALOG NUMBER: EHBR1-54-UNV-TASM-L935-UPL12

**CANDELA DISTRIBUTION (continued):**

	247.5°	270°	292.5°	315°	337.5°	360°
0°	43560.3	43560.3	43560.3	43560.3	43560.3	43560.3
2.5°	42295.1	42267.3	42295.1	42590.7	42975.4	43535.0
5°	41312.4	41158.9	41312.4	41640.0	42346.5	43411.7
7.5°	40168.1	40079.0	40168.1	40716.2	41609.0	43116.7
10°	38963.2	38761.5	38963.2	39582.4	40635.3	42666.8
12.5°	37478.3	37211.2	37478.3	38117.8	39446.0	41948.8
15°	35589.8	35355.3	35589.8	36299.6	37840.1	40886.9
17.5°	33563.2	33350.9	33563.2	34180.0	35876.4	39390.5
20°	31018.1	30851.4	31018.1	31890.4	33555.1	37462.0
22.5°	28347.8	28191.8	28347.8	29123.0	30855.5	35044.2
25°	25206.3	25121.4	25206.3	26072.1	27638.8	32216.3
27.5°	21811.6	21667.0	21811.6	22717.4	24317.6	28890.2
30°	18343.4	18104.0	18343.4	19153.7	20586.4	25195.7
32.5°	14951.1	14778.8	14951.1	15528.6	17025.9	21059.3
35°	11672.4	11500.1	11672.4	12194.3	13664.6	17243.1
37.5°	9095.3	8790.7	9095.3	9430.2	10623.6	13532.3
40°	6898.1	6849.0	6898.1	7319.5	8083.3	10528.0
42.5°	5615.6	5482.5	5615.6	5797.0	6368.8	7977.1
45°	4607.7	4555.4	4607.7	4744.9	5128.8	6235.6
47.5°	3962.4	3985.3	3962.4	4050.7	4338.1	5078.2
50°	3481.3	3495.2	3481.3	3523.0	3714.9	4265.5
52.5°	3126.8	3114.5	3126.8	3130.9	3250.1	3664.3
55°	2813.2	2797.7	2813.2	2804.2	2892.4	3157.8
57.5°	2538.7	2550.1	2538.7	2526.4	2573.8	2773.1
60°	2293.6	2304.3	2293.6	2284.7	2315.7	2432.5
62.5°	2087.0	2093.5	2087.0	2086.2	2080.5	2170.3
65°	1902.4	1909.7	1902.4	1892.6	1883.6	1925.2
67.5°	1725.9	1725.9	1725.9	1708.8	1694.9	1735.7
70°	1560.2	1559.3	1560.2	1532.3	1521.7	1534.0
72.5°	1360.9	1380.4	1360.9	1340.4	1339.6	1341.2
75°	1167.3	1190.1	1167.3	1154.2	1139.4	1151.8
77.5°	971.2	1006.3	971.2	960.6	953.2	945.0
80°	770.3	808.6	770.3	752.3	741.6	755.5
82.5°	569.4	597.9	569.4	547.2	546.4	553.0
85°	339.0	384.7	339.0	319.4	326.7	319.4
87.5°	108.7	138.8	108.7	103.8	114.4	111.9
90°	13.6	8.7	13.6	22.7	14.8	8.7
92.5°	20.3	12.4	20.3	36.2	19.0	11.1
95°	23.3	14.2	23.3	50.1	25.2	16.9
97.5°	25.7	18.7	25.7	57.5	30.6	25.4
100°	30.0	24.1	30.0	89.1	38.2	33.3
102.5°	62.9	40.0	62.9	188.3	70.4	49.8
105°	131.7	68.0	131.7	335.0	145.9	89.3
107.5°	235.2	116.6	235.2	442.3	257.3	167.9
110°	311.9	216.5	311.9	463.7	352.8	267.6



TEST NUMBER: P1433643

CATALOG NUMBER: EHBR1-54-UNV-TASM-L935-UPL12

**CANDELA DISTRIBUTION (continued):**

	247.5°	270°	292.5°	315°	337.5°	360°
112.5°	335.0	292.0	335.0	444.2	389.4	347.9
115°	322.2	307.2	322.2	396.7	380.2	378.7
117.5°	294.2	296.8	294.2	337.1	342.7	365.9
120°	261.9	275.0	261.9	281.6	299.5	330.5
122.5°	232.9	247.5	232.9	242.3	255.9	286.9
125°	207.4	222.8	207.4	214.5	218.3	243.7
127.5°	189.7	200.3	189.7	194.4	191.6	208.0
130°	176.6	185.1	176.6	182.4	174.7	182.6
132.5°	167.6	173.1	167.6	174.9	165.4	167.0
135°	159.9	164.0	159.9	167.0	158.9	157.5
137.5°	153.4	156.9	153.4	161.3	154.9	152.2
140°	148.4	151.2	148.4	156.1	150.6	149.4
142.5°	142.5	144.9	142.5	151.4	147.7	146.6
145°	139.2	141.0	139.2	148.0	145.3	145.6
147.5°	136.6	137.9	136.6	143.9	142.5	142.5
150°	134.0	135.2	134.0	140.5	139.0	139.7
152.5°	130.5	132.6	130.5	136.4	135.0	135.6
155°	129.2	131.1	129.2	133.8	132.1	133.0
157.5°	128.9	131.1	128.9	132.4	131.6	131.6
160°	129.5	131.0	129.5	132.4	131.6	131.8
162.5°	129.3	130.8	129.3	132.8	132.1	132.1
165°	130.3	131.1	130.3	132.6	132.6	132.8
167.5°	130.6	131.1	130.6	133.6	133.6	133.9
170°	131.4	132.2	131.4	133.9	134.0	133.4
172.5°	133.0	133.9	133.0	136.3	135.7	135.9
175°	134.0	134.9	134.0	136.7	136.7	137.5
177.5°	135.5	136.3	135.5	136.7	136.7	136.9
180°	138.5	138.5	138.5	138.5	138.5	138.5



TEST NUMBER: P1433643  
 CATALOG NUMBER: EHBR1-54-UNV-TASM-L935-UPL12

**CIE UGR TABLE:**

Reflectances:											
Ceiling		0.7	0.7	0.5	0.5	0.3	0.7	0.7	0.5	0.5	0.3
Wall		0.5	0.3	0.5	0.3	0.3	0.5	0.3	0.5	0.3	0.3
Reference plane		0.2	0.2	0.2	0.2	0.2	0.2	0.2	0.2	0.2	0.2
Room dimensions		Viewed crosswise					Viewed endwise				
X=2H	Y=2H	19.48	20.65	19.89	21.01	21.39	18.80	19.97	19.20	20.33	20.71
	3H	21.03	22.07	21.45	22.45	22.87	20.65	21.69	21.07	22.07	22.49
	4H	21.67	22.64	22.11	23.04	23.48	21.43	22.40	21.88	22.80	23.24
	6H	22.15	23.04	22.61	23.46	23.91	22.07	22.97	22.53	23.39	23.84
	8H	22.30	23.15	22.77	23.58	24.05	22.30	23.14	22.77	23.58	24.04
	12H	22.37	23.18	22.85	23.61	24.10	22.43	23.23	22.90	23.66	24.15
4H	2H	19.90	20.87	20.34	21.27	21.71	19.38	20.35	19.82	20.75	21.19
	3H	21.70	22.50	22.15	22.95	23.41	21.44	22.24	21.89	22.69	23.15
	4H	22.47	23.19	22.95	23.66	24.16	22.34	23.06	22.82	23.53	24.03
	6H	23.09	23.71	23.59	24.20	24.72	23.12	23.74	23.62	24.23	24.75
	8H	23.29	23.86	23.80	24.36	24.88	23.39	23.97	23.90	24.46	24.98
	12H	23.39	23.90	23.92	24.43	24.96	23.56	24.07	24.09	24.59	25.12
8H	4H	22.72	23.30	23.23	23.79	24.32	22.63	23.21	23.14	23.70	24.22
	6H	23.47	23.94	24.01	24.48	25.01	23.53	24.00	24.07	24.54	25.08
	8H	23.74	24.16	24.30	24.71	25.26	23.88	24.30	24.45	24.86	25.41
	12H	23.91	24.28	24.47	24.81	25.44	24.13	24.50	24.69	25.04	25.66
12H	4H	22.74	23.25	23.26	23.77	24.30	22.64	23.15	23.17	23.67	24.20
	6H	23.51	23.93	24.07	24.49	25.03	23.58	24.00	24.14	24.55	25.10
	8H	23.83	24.20	24.38	24.73	25.36	23.98	24.35	24.54	24.89	25.51

Cooper Lighting Solutions Photometric Lab  
1121 Highway 74 South  
Peachtree City, GA 30269



LM-79-2019: Approved Method: Electrical and Photometric Measurements of Solid-  
State Lighting Products

Report Prepared for

Cooper Lighting Solutions

Metalux

Report Number: SP1-2506-472-6

Test Date: 08/01/2025

Luminaire Tested: EHBR-60-L935-N

Data in this report applies to families of products including EHBR-60-L935-N

**Test Information**

Test Method: LM-79-2019  
 Report Number: SP1-2506-472-6  
 Test Lab: COOPER LIGHTING SOLUTIONS  
 Photometer: SP1 - 76IN SPHERE  
 Measurement Geometry: 4π  
 Issue Date: 08/05/2025  
 Manufacturer: COOPER LIGHTING SOLUTIONS  
 Product Line: Metalux  
 Catalog Number: **EHBR-60-L935-N**  
 Description: Elevate Round Highbay at, 60000 lumens, 3500K 90CRI LEDs with N lens

**Spectral Parameters**

CCT (K): 3406  
 CIE u': 0.2394  
 CIE v': 0.5094  
 Duv: -0.0028  
 CIE x: 0.4076  
 CIE y: 0.3856  
 CIE z: 0.2068  
 Peak Wavelength (nm): 630  
 Dominant Wavelength (nm): 582  
 Purity: 38.0517  
 Rf: 91.3  
 Rg: 100

CRI (Ra):	94.6		
R1:	96.6	R9:	63.8
R2:	98.4	R10:	94.7
R3:	98.1	R11:	96.6
R4:	95.8	R12:	80.9
R5:	96.2	R13:	97.4
R6:	95.4	R14:	98.3
R7:	91.8	R15:	93.1
R8:	84.4		



**Test Conditions**

Stabilization Time: 35M  
 Operation Time: 1H 35M  
 Sphere Temperature (°C): 25.0

REPORT NUMBER: SP1-2506-472-6

Measurement and Test Equipment			
Instrument	Identification Number	Calibration Date	Calibration Due Date
Photometer	76INCH SPHERE IN0058	6/16/2025	12/16/2025
Power Meter	XITRON INXT2011004	1/21/2025	1/21/2026
AC Power Source	CHROMA 61603 IN0063	10/22/2024	10/22/2025
DC Power Source	AGILENT E3634A IN0208	10/22/2024	10/22/2025
Sphere Thermometer	ONSET IN0085	10/22/2024	10/22/2025
Room Thermometer	ONSET IN0046	10/22/2024	10/22/2025

REPORT NUMBER: SP1-2506-472-6

**CIE 1931 Chromaticity Diagram**



**CIE 1931 Chromaticity Diagram with 2017 ANSI 7-Step and 4-Step Quadrangles**



Point lies inside the ANSI 3500K 4-step quadrangle

REPORT NUMBER: SP1-2506-472-6

**Photopic Flux vs. Wavelength**



**Photopic Lumens: NR**

$\lambda$ (nm)	Power W <sup>^</sup> /nm	Lumens (φ/nm)	$\lambda$ (nm)	Power W <sup>^</sup> /nm	Lumens (φ/nm)	$\lambda$ (nm)	Power W <sup>^</sup> /nm	Lumens (φ/nm)	$\lambda$ (nm)	Power W <sup>^</sup> /nm	Lumens (φ/nm)	$\lambda$ (nm)	Power W <sup>^</sup> /nm	Lumens (φ/nm)
360	0	NR	490	140	NR	620	338	NR	750	8	NR	880	0	NR
365	0	NR	495	159	NR	625	339	NR	755	7	NR	885	0	NR
370	0	NR	500	182	NR	630	1000	NR	760	5	NR	890	0	NR
375	0	NR	505	202	NR	635	653	NR	765	5	NR	895	0	NR
380	0	NR	510	216	NR	640	222	NR	770	4	NR	900	0	NR
385	0	NR	515	228	NR	645	214	NR	775	3	NR	905	0	NR
390	0	NR	520	236	NR	650	185	NR	780	3	NR	910	0	NR
395	1	NR	525	242	NR	655	157	NR	785	3	NR	915	0	NR
400	2	NR	530	248	NR	660	133	NR	790	2	NR	920	0	NR
405	3	NR	535	253	NR	665	113	NR	795	2	NR	925	0	NR
410	4	NR	540	258	NR	670	103	NR	800	2	NR	930	0	NR
415	7	NR	545	264	NR	675	85	NR	805	1	NR	935	0	NR
420	13	NR	550	270	NR	680	72	NR	810	1	NR	940	0	NR
425	22	NR	555	278	NR	685	62	NR	815	1	NR	945	0	NR
430	38	NR	560	286	NR	690	53	NR	820	1	NR	950	0	NR
435	65	NR	565	295	NR	695	45	NR	825	1	NR	955	0	NR
440	108	NR	570	303	NR	700	39	NR	830	1	NR	960	0	NR
445	193	NR	575	311	NR	705	33	NR	835	1	NR	965	0	NR
450	312	NR	580	319	NR	710	28	NR	840	1	NR	970	0	NR
455	300	NR	585	326	NR	715	24	NR	845	0	NR	975	0	NR
460	214	NR	590	332	NR	720	20	NR	850	0	NR	980	0	NR
465	184	NR	595	333	NR	725	17	NR	855	0	NR	985	0	NR
470	153	NR	600	336	NR	730	15	NR	860	0	NR	990	0	NR
475	122	NR	605	337	NR	735	12	NR	865	0	NR	995	0	NR
480	115	NR	610	367	NR	740	10	NR	870	0	NR	1000	0	NR
485	125	NR	615	390	NR	745	9	NR	875	0	NR			

REPORT NUMBER: SP1-2506-472-6

**Scotopic Flux vs. Wavelength**



**Scotopic Lumens: NR**

**S/P: 1.62**

λ (nm)	Power W <sup>^</sup> /nm	Lumens (φ/nm)	λ (nm)	Power W <sup>^</sup> /nm	Lumens (φ/nm)	λ (nm)	Power W <sup>^</sup> /nm	Lumens (φ/nm)	λ (nm)	Power W <sup>^</sup> /nm	Lumens (φ/nm)	λ (nm)	Power W <sup>^</sup> /nm	Lumens (φ/nm)
360	0	NR	490	140	NR	620	338	NR	750	8	NR	880	0	NR
365	0	NR	495	159	NR	625	339	NR	755	7	NR	885	0	NR
370	0	NR	500	182	NR	630	1000	NR	760	5	NR	890	0	NR
375	0	NR	505	202	NR	635	653	NR	765	5	NR	895	0	NR
380	0	NR	510	216	NR	640	222	NR	770	4	NR	900	0	NR
385	0	NR	515	228	NR	645	214	NR	775	3	NR	905	0	NR
390	0	NR	520	236	NR	650	185	NR	780	3	NR	910	0	NR
395	1	NR	525	242	NR	655	157	NR	785	3	NR	915	0	NR
400	2	NR	530	248	NR	660	133	NR	790	2	NR	920	0	NR
405	3	NR	535	253	NR	665	113	NR	795	2	NR	925	0	NR
410	4	NR	540	258	NR	670	103	NR	800	2	NR	930	0	NR
415	7	NR	545	264	NR	675	85	NR	805	1	NR	935	0	NR
420	13	NR	550	270	NR	680	72	NR	810	1	NR	940	0	NR
425	22	NR	555	278	NR	685	62	NR	815	1	NR	945	0	NR
430	38	NR	560	286	NR	690	53	NR	820	1	NR	950	0	NR
435	65	NR	565	295	NR	695	45	NR	825	1	NR	955	0	NR
440	108	NR	570	303	NR	700	39	NR	830	1	NR	960	0	NR
445	193	NR	575	311	NR	705	33	NR	835	1	NR	965	0	NR
450	312	NR	580	319	NR	710	28	NR	840	1	NR	970	0	NR
455	300	NR	585	326	NR	715	24	NR	845	0	NR	975	0	NR
460	214	NR	590	332	NR	720	20	NR	850	0	NR	980	0	NR
465	184	NR	595	333	NR	725	17	NR	855	0	NR	985	0	NR
470	153	NR	600	336	NR	730	15	NR	860	0	NR	990	0	NR
475	122	NR	605	337	NR	735	12	NR	865	0	NR	995	0	NR
480	115	NR	610	367	NR	740	10	NR	870	0	NR	1000	0	NR
485	125	NR	615	390	NR	745	9	NR	875	0	NR			

REPORT NUMBER: SP1-2506-472-6

Melanopic Flux vs. Wavelength



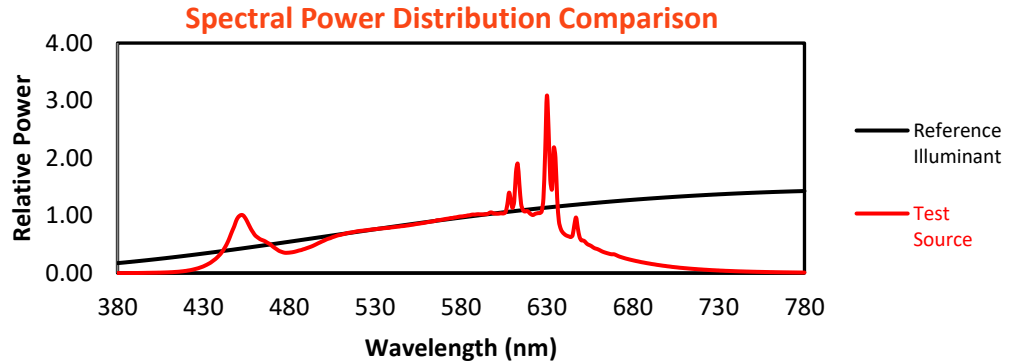
Melanopic Lumens: NR

M/P: 3.3

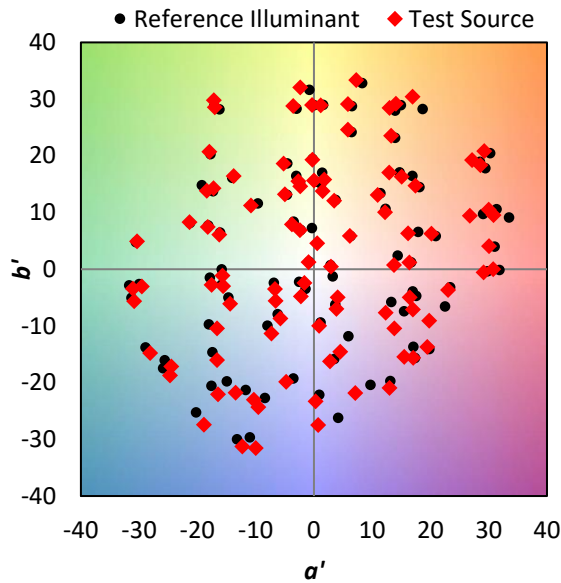
λ (nm)	Power W <sup>^</sup> /nm	Lumens (φ/nm)	λ (nm)	Power W <sup>^</sup> /nm	Lumens (φ/nm)	λ (nm)	Power W <sup>^</sup> /nm	Lumens (φ/nm)	λ (nm)	Power W <sup>^</sup> /nm	Lumens (φ/nm)	λ (nm)	Power W <sup>^</sup> /nm	Lumens (φ/nm)
360	0	NR	490	140	NR	620	338	NR	750	8	NR	880	0	NR
365	0	NR	495	159	NR	625	339	NR	755	7	NR	885	0	NR
370	0	NR	500	182	NR	630	1000	NR	760	5	NR	890	0	NR
375	0	NR	505	202	NR	635	653	NR	765	5	NR	895	0	NR
380	0	NR	510	216	NR	640	222	NR	770	4	NR	900	0	NR
385	0	NR	515	228	NR	645	214	NR	775	3	NR	905	0	NR
390	0	NR	520	236	NR	650	185	NR	780	3	NR	910	0	NR
395	1	NR	525	242	NR	655	157	NR	785	3	NR	915	0	NR
400	2	NR	530	248	NR	660	133	NR	790	2	NR	920	0	NR
405	3	NR	535	253	NR	665	113	NR	795	2	NR	925	0	NR
410	4	NR	540	258	NR	670	103	NR	800	2	NR	930	0	NR
415	7	NR	545	264	NR	675	85	NR	805	1	NR	935	0	NR
420	13	NR	550	270	NR	680	72	NR	810	1	NR	940	0	NR
425	22	NR	555	278	NR	685	62	NR	815	1	NR	945	0	NR
430	38	NR	560	286	NR	690	53	NR	820	1	NR	950	0	NR
435	65	NR	565	295	NR	695	45	NR	825	1	NR	955	0	NR
440	108	NR	570	303	NR	700	39	NR	830	1	NR	960	0	NR
445	193	NR	575	311	NR	705	33	NR	835	1	NR	965	0	NR
450	312	NR	580	319	NR	710	28	NR	840	1	NR	970	0	NR
455	300	NR	585	326	NR	715	24	NR	845	0	NR	975	0	NR
460	214	NR	590	332	NR	720	20	NR	850	0	NR	980	0	NR
465	184	NR	595	333	NR	725	17	NR	855	0	NR	985	0	NR
470	153	NR	600	336	NR	730	15	NR	860	0	NR	990	0	NR
475	122	NR	605	337	NR	735	12	NR	865	0	NR	995	0	NR
480	115	NR	610	367	NR	740	10	NR	870	0	NR	1000	0	NR
485	125	NR	615	390	NR	745	9	NR	875	0	NR			

**Summary**

$R_f = 91.3$   
 $R_g = 100$   
 $CIE R_a = 94.6$   
 $R_9 = 63.8$



**Color Vector Graphics**

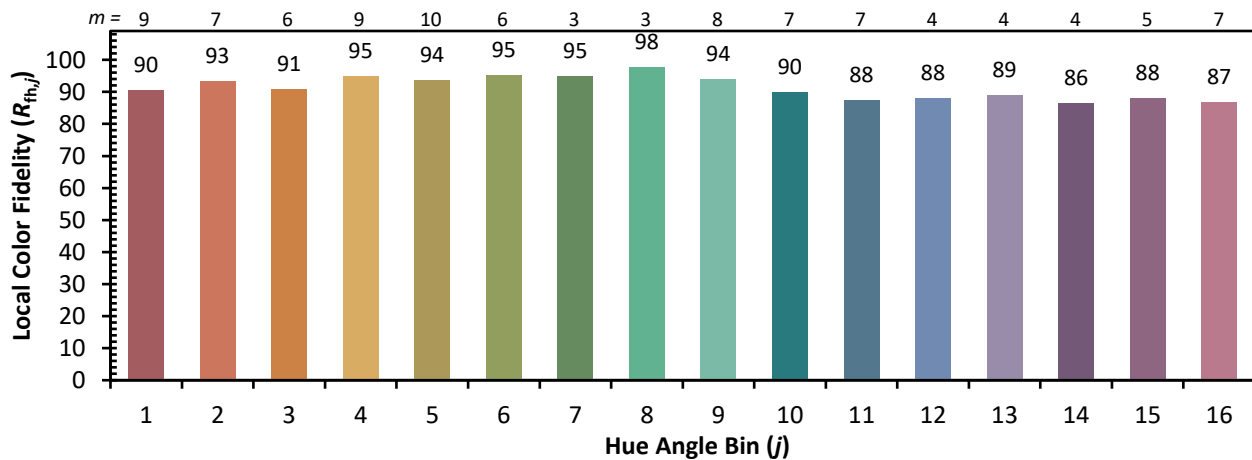
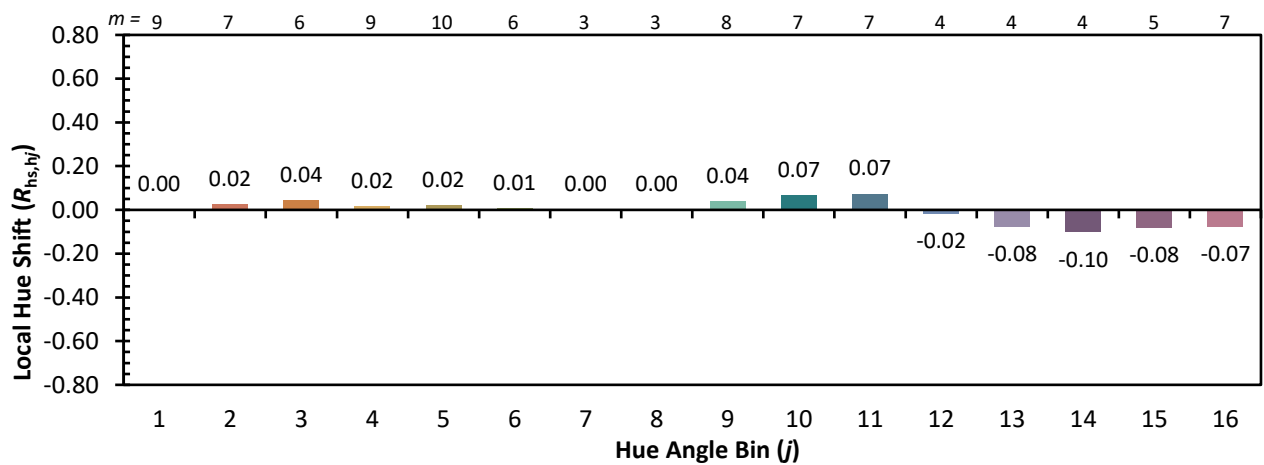
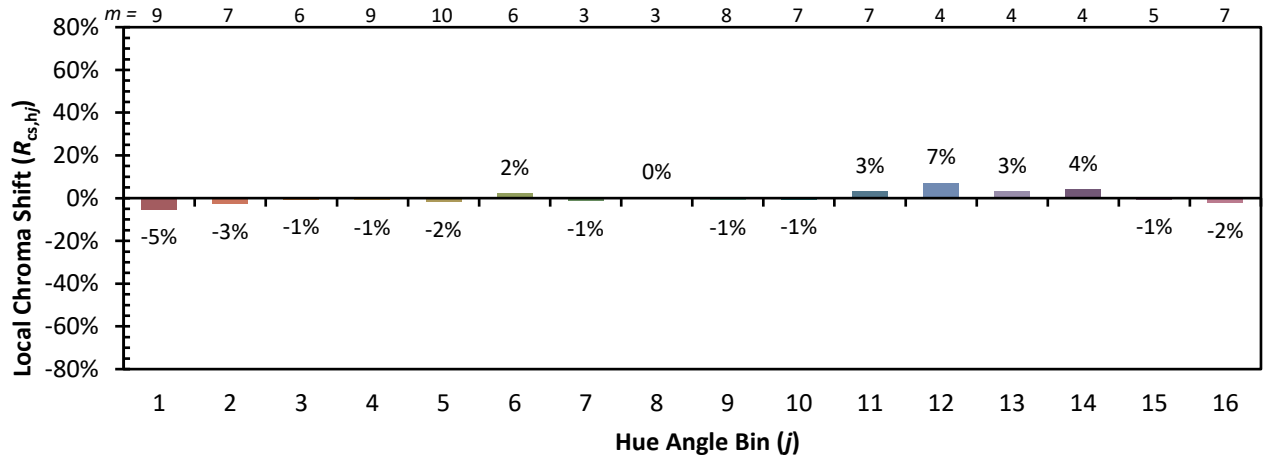


**Individual Sample Fidelity Index ( $R_{f,i}$ )**

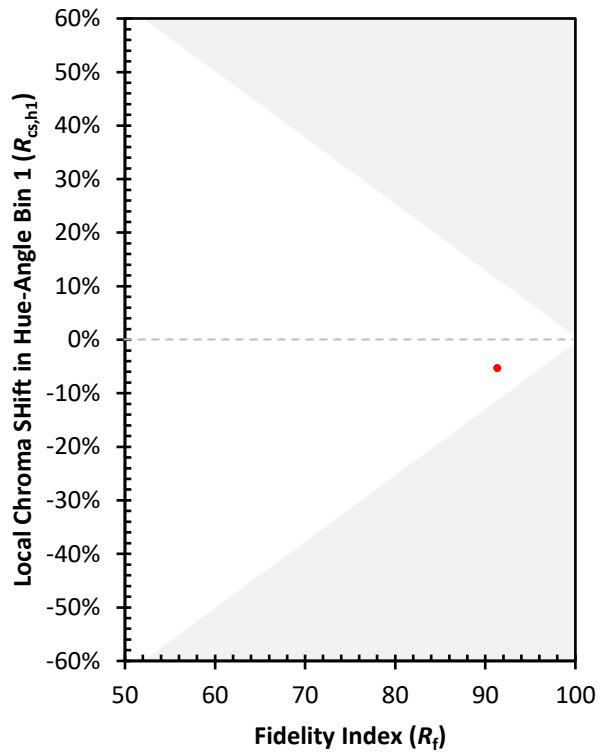
CES01 = 86	CES26 = 94	CES51 = 97	CES76 = 90
CES02 = 63	CES27 = 92	CES52 = 98	CES77 = 86
CES03 = 31	CES28 = 97	CES53 = 98	CES78 = 86
CES04 = 70	CES29 = 97	CES54 = 93	CES79 = 90
CES05 = 50	CES30 = 92	CES55 = 92	CES80 = 91
CES06 = 51	CES31 = 97	CES56 = 96	CES81 = 74
CES07 = 43	CES32 = 89	CES57 = 94	CES82 = 96
CES08 = 41	CES33 = 99	CES58 = 95	CES83 = 94
CES09 = 29	CES34 = 94	CES59 = 98	CES84 = 95
CES10 = 75	CES35 = 97	CES60 = 92	CES85 = 79
CES11 = 58	CES36 = 81	CES61 = 93	CES86 = 79
CES12 = 64	CES37 = 96	CES62 = 86	CES87 = 92
CES13 = 44	CES38 = 87	CES63 = 94	CES88 = 98
CES14 = 74	CES39 = 99	CES64 = 91	CES89 = 84
CES15 = 72	CES40 = 97	CES65 = 90	CES90 = 96
CES16 = 48	CES41 = 96	CES66 = 89	CES91 = 75
CES17 = 49	CES42 = 94	CES67 = 88	CES92 = 76
CES18 = 56	CES43 = 93	CES68 = 89	CES93 = 86
CES19 = 71	CES44 = 99	CES69 = 90	CES94 = 74
CES20 = 67	CES45 = 97	CES70 = 88	CES95 = 83
CES21 = 86	CES46 = 97	CES71 = 83	CES96 = 92
CES22 = 78	CES47 = 91	CES72 = 94	CES97 = 96
CES23 = 91	CES48 = 91	CES73 = 83	CES98 = 95
CES24 = 90	CES49 = 96	CES74 = 90	CES99 = 92
CES25 = 71	CES50 = 98	CES75 = 85	



Color Rendition by Hue-Angle Bin



Measure Comparisons



(END OF REPORT)