

Cooper Lighting Solutions Photometric Lab
1121 Highway 74 South
Peachtree City, GA 30269



Scaled data based on original data using
LM-79-2019 Approved Method: Electrical and Photometric Measurements of Solid-
State Lighting Products

Test Report Prepared for
Cooper Lighting Solutions

Brand: METALUX

Report Number: P1433645

Luminaire Tested: EHBR1-54-UNV-TASM-L935-UPL18

Issue Date: 3/20/2026

Test Information

Test Method: LM-79-2019
Report Number: P1433645
REPORT IS A COMBINATION OF REPORTS P1431870 AND P1431635
Test Lab: INNOVATION CENTER
Issue Date: 3/20/2026
Manufacturer: COOPER LIGHTING SOLUTIONS
Product Line: METALUX
Catalog Number: EHBR1-54-UNV-TASM-L935-UPL18
Description: Elevate Round Highbay at, 54000 lumens, 3500K 90CRI LEDs with TASM lens
Light Source: -
Ballast/Driver: -

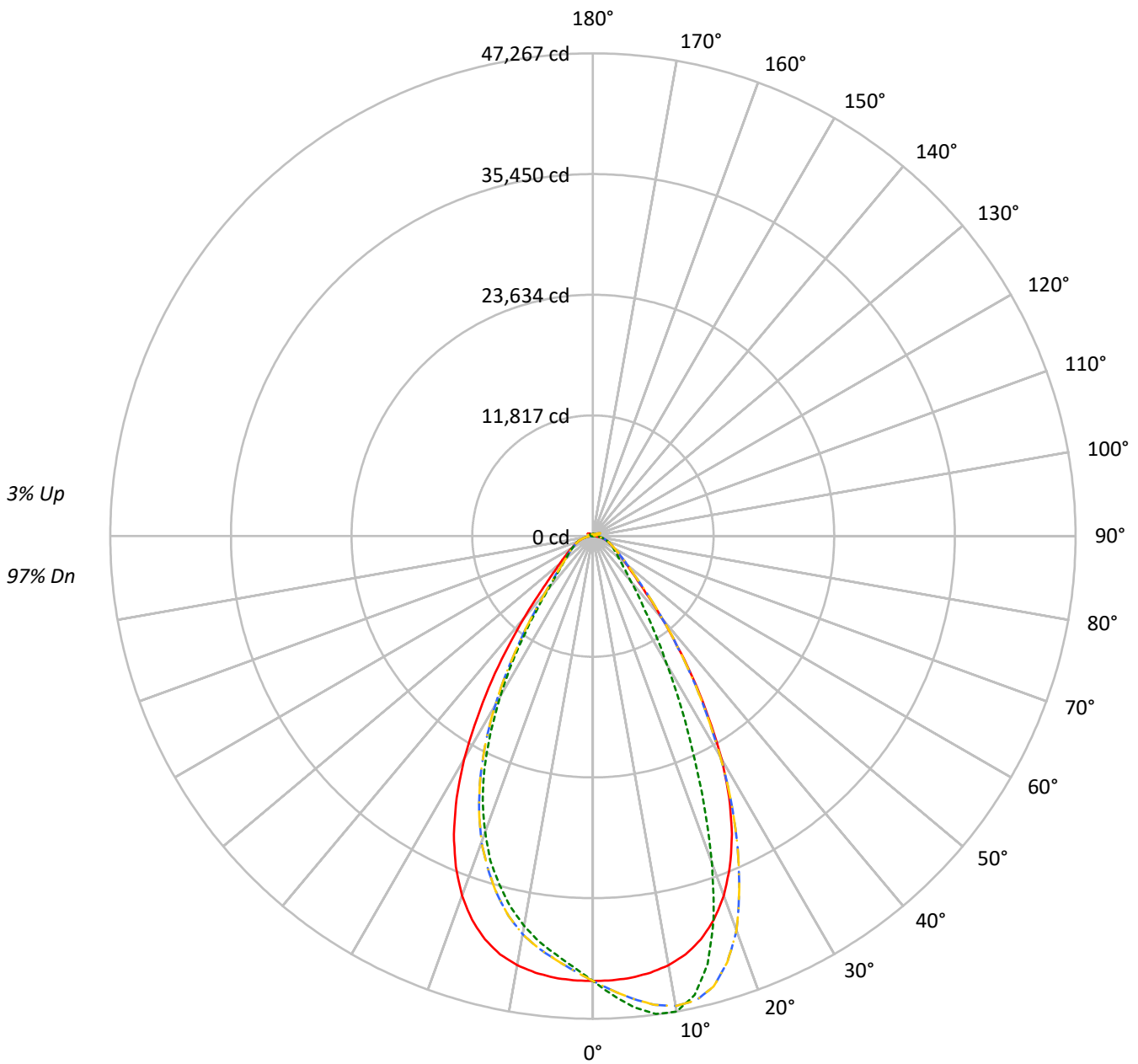
Summary

Lumens per Lamp: N/A
Luminaire Lumens: 50379.2 lumens
Efficiency: N/A
Efficacy: 163.6 lumens/watt
Spacing Criteria (0/90/45): 0.99 / 0.84 / 0.9
Luminous Opening: Vertical Cylinder (Dia: 1.71' x H: 0.1')
CIE Type: Direct

Input Watts (W): 307.9
Input Voltage (V): NR
Input Current (Ain): NR
Voltage Rise (V): NR
Power Factor: NR
Total Harmonic Distortion (THDi): NR
Frequency (hertz): 60
Stabilization Time: NR
Operation Time: NR
Ambient Temperature (°C): NR
Test Distance: 24 FT

TEST NUMBER: P1433645
CATALOG NUMBER: EHBR1-54-UNV-TASM-L935-UPL18

Luminous Intensity Polar Plot



— 0°-180° - - 45°-225° - · - · 90°-270° - · - · 135°-315°



TEST NUMBER: P1433645
 CATALOG NUMBER: EHBR1-54-UNV-TASM-L935-UPL18

COEFFICIENT OF UTILIZATION - ZONAL CAVITY METHOD:

RF	20				20				20				20				20				
RC	80				70				50				30				10			0	
RW	70	50	30	10	70	50	30	10	50	30	10	50	30	10	50	30	10	50	30	10	0
RCR																					
0	118	118	118	118	115	115	115	115	109	109	109	104	104	104	99	99	99	99	99	99	97
1	111	108	105	102	108	105	102	100	100	98	96	96	94	93	92	91	89	89	89	89	87
2	104	98	93	89	101	96	92	88	92	89	85	89	86	83	85	83	81	81	81	81	79
3	98	90	84	79	95	88	83	78	85	80	77	82	78	75	79	76	73	73	73	73	71
4	92	83	76	71	90	81	75	71	79	74	69	76	72	68	74	70	67	67	67	67	65
5	86	77	70	65	84	75	69	64	73	68	63	71	66	63	69	65	62	62	62	62	60
6	81	71	64	59	80	70	64	59	68	63	58	66	61	58	65	60	57	57	57	57	55
7	77	66	60	55	75	66	59	54	64	58	54	62	57	53	61	56	53	53	53	53	51
8	73	62	55	51	71	61	55	51	60	54	50	59	53	50	57	53	49	49	49	49	48
9	69	58	52	47	68	58	51	47	56	51	47	55	50	46	54	49	46	46	46	46	44
10	66	55	48	44	64	54	48	44	53	48	44	52	47	43	51	46	43	43	43	43	42

AVERAGE LUMINANCE (cd/sqm):

	0°	90°	180°	270°
0°	204563	204563	204563	204563
5°	203318	216903	203318	192767
10°	200819	222471	200819	182438
15°	194890	206745	194890	168523
20°	182271	165781	182271	150107
25°	161324	114863	161324	125796
30°	130989	74727	130989	94120
35°	93950	48394	93950	62659
40°	60741	33356	60741	39515
45°	38540	25838	38540	28155
50°	28621	21956	28621	23452
55°	23367	20001	23367	20702
60°	20234	19052	20234	19168
65°	18445	18375	18445	18296
70°	17483	18003	17483	17771
75°	16351	17417	16351	16894
80°	14361	16443	14361	15371
85°	9293	11740	9293	11193

MAXIMUM LUMINANCE 45°-90°:

Horizontal Angle: 22.5°
 Vertical Angle: 45°
 Luminance: 54185 cd/sqm



TEST NUMBER: P1433645

CATALOG NUMBER: EHBR1-54-UNV-TASM-L935-UPL18

ZONAL LUMENS:

Zone	Lumens	% Fixture
0°-10°	4141.9	8.2
10°-20°	11268.4	22.4
20°-30°	13215.5	26.2
30°-40°	9190.5	18.2
40°-50°	4567.3	9.1
50°-60°	2731.7	5.4
60°-70°	1922.7	3.8
70°-80°	1238.5	2.5
80°-90°	396.4	0.8
90°-100°	46.3	0.1
100°-110°	294.2	0.6
110°-120°	542.0	1.1
120°-130°	323.4	0.6
130°-140°	197.3	0.4
140°-150°	138.1	0.3
150°-160°	91.9	0.2
160°-170°	54.5	0.1
170°-180°	18.5	0.0
0°-30°	28625.8	56.8
0°-40°	37816.3	75.1
0°-60°	45115.3	89.6
0°-90°	48672.8	96.6
90°-120°	882.5	1.8
90°-150°	1541.4	3.1
90°-180°	1706.0	3.4
0°-180°	50379.2	100.0

CANDELA DISTRIBUTION:

	0°	90°	180°	270°	360°	Flux
0°	43560	43560	43560	43560	43560	
5°	43412	46312	43412	41159	43412	4120
15°	40887	43374	40887	35355	40887	11426
25°	32216	22938	32216	25121	32216	14585
35°	17243	8882	17243	11500	17243	10764
45°	6236	4180	6236	4555	6236	5103
55°	3158	2703	3158	2798	3158	2888
65°	1925	1918	1925	1910	1925	1934
75°	1152	1227	1152	1190	1152	1209
85°	319	404	319	385	319	355
90°	13	19	13	13	13	21
95°	25	27	25	21	25	26
105°	135	73	135	103	135	182
115°	576	496	576	468	576	525
125°	370	391	370	339	370	341
135°	237	275	237	248	237	188
145°	217	227	217	210	217	136
155°	196	205	196	192	196	92
165°	191	200	191	188	191	54
175°	195	202	195	191	195	18
180°	196	196	196	196	196	



TEST NUMBER: P1433645
 CATALOG NUMBER: EHBR1-54-UNV-TASM-L935-UPL18

CANDELA DISTRIBUTION (FULL):

	0°	22.5°	45°	67.5°	90°	112.5°	135°	157.5°	180°	202.5°	225°
0°	43560.3	43560.3	43560.3	43560.3	43560.3	43560.3	43560.3	43560.3	43560.3	43560.3	43560.3
2.5°	43535.0	44097.8	44553.6	44854.2	45002.8	44854.2	44553.6	44097.8	43535.0	42975.4	42590.7
5°	43411.7	44538.9	45493.8	46118.6	46312.2	46118.6	45493.8	44538.9	43411.7	42346.5	41640.0
7.5°	43116.7	44872.9	46291.8	47021.2	47199.3	47021.2	46291.8	44872.9	43116.7	41609.0	40716.2
10°	42666.8	45083.7	46723.0	47245.8	47267.1	47245.8	46723.0	45083.7	42666.8	40635.3	39582.4
12.5°	41948.8	45008.5	46578.5	46407.0	46017.4	46407.0	46578.5	45008.5	41948.8	39446.0	38117.8
15°	40886.9	44563.3	45662.8	44266.9	43374.1	44266.9	45662.8	44563.3	40886.9	37840.1	36299.6
17.5°	39390.5	43730.2	43751.4	40989.8	39305.5	40989.8	43751.4	43730.2	39390.5	35876.4	34180.0
20°	37462.0	42393.9	41119.6	36068.4	34072.9	36068.4	41119.6	42393.9	37462.0	33555.1	31890.4
22.5°	35044.2	40592.0	37454.5	31117.7	28395.2	31117.7	37454.5	40592.0	35044.2	30855.5	29123.0
25°	32216.3	38384.2	33511.7	25723.4	22938.0	25723.4	33511.7	38384.2	32216.3	27638.8	26072.1
27.5°	28890.2	35585.7	29313.3	21020.1	18450.3	21020.1	29313.3	35585.7	28890.2	24317.6	22717.4
30°	25195.7	31998.2	24944.1	16739.9	14373.7	16739.9	24944.1	31998.2	25195.7	20586.4	19153.7
32.5°	21059.3	28481.8	20748.1	13413.0	11408.5	13413.0	20748.1	28481.8	21059.3	17025.9	15528.6
35°	17243.1	24082.4	16964.6	10539.4	8882.1	10539.4	16964.6	24082.4	17243.1	13664.6	12194.3
37.5°	13532.3	19925.6	13523.3	8486.8	7204.4	8486.8	13523.3	19925.6	13532.3	10623.6	9430.2
40°	10528.0	15580.1	10595.8	6774.7	5781.5	6774.7	10595.8	15580.1	10528.0	8083.3	7319.5
42.5°	7977.1	11913.3	8328.4	5560.2	4910.8	5560.2	8328.4	11913.3	7977.1	6368.8	5797.0
45°	6235.6	8766.9	6503.6	4691.0	4180.5	4691.0	6503.6	8766.9	6235.6	5128.8	4744.9
47.5°	5078.2	6775.5	5270.9	4023.7	3665.9	4023.7	5270.9	6775.5	5078.2	4338.1	4050.7
50°	4265.5	5199.1	4376.6	3512.3	3272.2	3512.3	4376.6	5199.1	4265.5	3714.9	3523.0
52.5°	3664.3	4240.1	3727.2	3130.1	2968.3	3130.1	3727.2	4240.1	3664.3	3250.1	3130.9
55°	3157.8	3564.6	3241.1	2814.8	2702.9	2814.8	3241.1	3564.6	3157.8	2892.4	2804.2
57.5°	2773.1	3023.9	2814.8	2546.1	2471.7	2546.1	2814.8	3023.9	2773.1	2573.8	2526.4
60°	2432.5	2618.7	2484.0	2311.6	2290.4	2311.6	2484.0	2618.7	2432.5	2315.7	2284.7
62.5°	2170.3	2287.9	2196.4	2100.9	2082.1	2100.9	2196.4	2287.9	2170.3	2080.5	2086.2
65°	1925.2	2034.7	1962.8	1911.4	1917.9	1911.4	1962.8	2034.7	1925.2	1883.6	1892.6
67.5°	1735.7	1792.9	1761.9	1732.4	1739.8	1732.4	1761.9	1792.9	1735.7	1694.9	1708.8
70°	1534.0	1595.2	1563.4	1567.5	1579.7	1567.5	1563.4	1595.2	1534.0	1521.7	1532.3
72.5°	1341.2	1388.6	1378.0	1387.8	1400.8	1387.8	1378.0	1388.6	1341.2	1339.6	1340.4
75°	1151.8	1187.7	1192.5	1206.4	1226.9	1206.4	1192.5	1187.7	1151.8	1139.4	1154.2
77.5°	945.0	985.9	1001.4	1020.3	1050.4	1020.3	1001.4	985.9	945.0	953.2	960.6
80°	755.5	774.4	808.6	822.6	865.0	822.6	808.6	774.4	755.5	741.6	752.3
82.5°	553.0	570.2	599.5	625.7	650.2	625.7	599.5	570.2	553.0	546.4	547.2
85°	319.4	345.5	365.2	396.2	403.5	396.2	365.2	345.5	319.4	326.7	319.4
87.5°	111.9	120.1	137.2	149.5	150.3	149.5	137.2	120.1	111.9	114.4	103.8
90°	12.9	22.0	37.7	23.5	18.6	23.5	37.7	22.0	12.9	22.2	34.3
92.5°	16.6	29.5	52.6	30.0	23.2	30.0	52.6	29.5	16.6	28.6	54.7
95°	24.8	36.0	66.5	32.7	26.9	32.7	66.5	36.0	24.8	38.0	76.0
97.5°	37.9	44.3	74.9	34.6	31.6	34.6	74.9	44.3	37.9	46.3	87.2
100°	49.9	49.9	135.3	39.2	35.3	39.2	135.3	49.9	49.9	57.4	135.5
102.5°	75.0	97.2	311.7	75.4	41.8	75.4	311.7	97.2	75.0	106.6	286.9
105°	135.4	219.8	546.7	187.8	73.3	187.8	546.7	219.8	135.4	221.8	510.8
107.5°	255.2	408.4	703.7	366.2	163.4	366.2	703.7	408.4	255.2	391.8	674.1
110°	407.6	570.0	767.8	499.9	325.0	499.9	767.8	570.0	407.6	537.6	706.7



TEST NUMBER: P1433645
 CATALOG NUMBER: EHBR1-54-UNV-TASM-L935-UPL18

CANDELA DISTRIBUTION (continued):

	0°	22.5°	45°	67.5°	90°	112.5°	135°	157.5°	180°	202.5°	225°
112.5°	530.2	635.1	750.1	553.8	447.6	553.8	750.1	635.1	530.2	593.4	676.9
115°	576.5	625.7	670.2	552.0	495.9	552.0	670.2	625.7	576.5	579.4	604.5
117.5°	557.0	572.8	579.2	518.5	498.8	518.5	579.2	572.8	557.0	521.7	513.4
120°	503.1	496.7	489.0	469.2	470.8	469.2	489.0	496.7	503.1	455.8	429.0
122.5°	436.1	422.2	413.7	419.9	432.8	419.9	413.7	422.2	436.1	388.7	368.4
125°	370.1	356.3	361.6	377.1	390.9	377.1	361.6	356.3	370.1	331.1	325.6
127.5°	315.2	308.8	323.5	341.0	352.7	341.0	323.5	308.8	315.2	290.2	294.9
130°	276.2	277.2	296.6	312.0	319.3	312.0	296.6	277.2	276.2	264.1	276.2
132.5°	251.9	258.5	277.0	290.6	295.1	290.6	277.0	258.5	251.9	249.0	263.9
135°	236.9	246.4	263.8	272.1	274.6	272.1	263.8	246.4	236.9	238.6	251.9
137.5°	228.4	237.9	250.9	258.0	257.0	258.0	250.9	237.9	228.4	232.0	242.4
140°	223.7	233.2	238.7	246.9	246.7	246.9	238.7	233.2	223.7	225.5	233.9
142.5°	218.9	227.5	230.3	236.6	235.6	236.6	230.3	227.5	218.9	220.8	226.3
145°	217.0	223.6	220.9	228.2	227.0	228.2	220.9	223.6	217.0	217.1	220.7
147.5°	212.3	217.1	214.3	220.7	219.5	220.7	214.3	217.1	212.3	212.3	214.1
150°	207.5	211.3	206.7	214.1	214.7	214.1	206.7	211.3	207.5	206.6	208.4
152.5°	200.9	204.6	200.9	209.2	209.1	209.2	200.9	204.6	200.9	200.0	201.7
155°	196.0	197.9	196.0	204.3	205.1	204.3	196.0	197.9	196.0	195.2	196.9
157.5°	193.0	194.8	193.9	201.2	202.0	201.2	193.9	194.8	193.0	193.0	193.9
160°	191.7	193.5	193.4	199.8	200.6	199.8	193.4	193.5	191.7	191.8	192.6
162.5°	191.4	191.4	192.1	198.5	200.1	198.5	192.1	191.4	191.4	191.4	192.3
165°	191.1	192.1	191.8	197.1	199.7	197.1	191.8	192.1	191.1	191.2	191.2
167.5°	191.8	190.9	192.5	197.8	200.3	197.8	192.5	190.9	191.8	191.9	191.9
170°	190.8	191.6	192.2	197.5	200.0	197.5	192.2	191.6	190.8	191.7	191.8
172.5°	193.2	193.2	193.8	198.1	201.7	198.1	193.8	193.2	193.2	193.3	194.2
175°	194.9	194.7	195.4	198.8	202.4	198.8	195.4	194.7	194.9	194.0	194.0
177.5°	193.9	195.5	197.1	200.7	205.0	200.7	197.1	195.5	193.9	194.0	194.0
180°	195.5	195.5	195.5	195.5	195.5	195.5	195.5	195.5	195.5	195.5	195.5



TEST NUMBER: P1433645
 CATALOG NUMBER: EHBR1-54-UNV-TASM-L935-UPL18

CANDELA DISTRIBUTION (continued):

	247.5°	270°	292.5°	315°	337.5°	360°
0°	43560.3	43560.3	43560.3	43560.3	43560.3	43560.3
2.5°	42295.1	42267.3	42295.1	42590.7	42975.4	43535.0
5°	41312.4	41158.9	41312.4	41640.0	42346.5	43411.7
7.5°	40168.1	40079.0	40168.1	40716.2	41609.0	43116.7
10°	38963.2	38761.5	38963.2	39582.4	40635.3	42666.8
12.5°	37478.3	37211.2	37478.3	38117.8	39446.0	41948.8
15°	35589.8	35355.3	35589.8	36299.6	37840.1	40886.9
17.5°	33563.2	33350.9	33563.2	34180.0	35876.4	39390.5
20°	31018.1	30851.4	31018.1	31890.4	33555.1	37462.0
22.5°	28347.8	28191.8	28347.8	29123.0	30855.5	35044.2
25°	25206.3	25121.4	25206.3	26072.1	27638.8	32216.3
27.5°	21811.6	21667.0	21811.6	22717.4	24317.6	28890.2
30°	18343.4	18104.0	18343.4	19153.7	20586.4	25195.7
32.5°	14951.1	14778.8	14951.1	15528.6	17025.9	21059.3
35°	11672.4	11500.1	11672.4	12194.3	13664.6	17243.1
37.5°	9095.3	8790.7	9095.3	9430.2	10623.6	13532.3
40°	6898.1	6849.0	6898.1	7319.5	8083.3	10528.0
42.5°	5615.6	5482.5	5615.6	5797.0	6368.8	7977.1
45°	4607.7	4555.4	4607.7	4744.9	5128.8	6235.6
47.5°	3962.4	3985.3	3962.4	4050.7	4338.1	5078.2
50°	3481.3	3495.2	3481.3	3523.0	3714.9	4265.5
52.5°	3126.8	3114.5	3126.8	3130.9	3250.1	3664.3
55°	2813.2	2797.7	2813.2	2804.2	2892.4	3157.8
57.5°	2538.7	2550.1	2538.7	2526.4	2573.8	2773.1
60°	2293.6	2304.3	2293.6	2284.7	2315.7	2432.5
62.5°	2087.0	2093.5	2087.0	2086.2	2080.5	2170.3
65°	1902.4	1909.7	1902.4	1892.6	1883.6	1925.2
67.5°	1725.9	1725.9	1725.9	1708.8	1694.9	1735.7
70°	1560.2	1559.3	1560.2	1532.3	1521.7	1534.0
72.5°	1360.9	1380.4	1360.9	1340.4	1339.6	1341.2
75°	1167.3	1190.1	1167.3	1154.2	1139.4	1151.8
77.5°	971.2	1006.3	971.2	960.6	953.2	945.0
80°	770.3	808.6	770.3	752.3	741.6	755.5
82.5°	569.4	597.9	569.4	547.2	546.4	553.0
85°	339.0	384.7	339.0	319.4	326.7	319.4
87.5°	108.7	138.8	108.7	103.8	114.4	111.9
90°	20.3	12.9	20.3	34.3	22.2	12.9
92.5°	30.5	18.5	30.5	54.7	28.6	16.6
95°	35.2	21.2	35.2	76.0	38.0	24.8
97.5°	38.9	27.6	38.9	87.2	46.3	37.9
100°	45.4	36.0	45.4	135.5	57.4	49.9
102.5°	95.5	60.2	95.5	286.9	106.6	75.0
105°	200.6	102.9	200.6	510.8	221.8	135.4
107.5°	358.5	177.2	358.5	674.1	391.8	255.2
110°	475.5	329.5	475.5	706.7	537.6	407.6



TEST NUMBER: P1433645

CATALOG NUMBER: EHBR1-54-UNV-TASM-L935-UPL18

CANDELA DISTRIBUTION (continued):

	247.5°	270°	292.5°	315°	337.5°	360°
112.5°	510.8	444.7	510.8	676.9	593.4	530.2
115°	491.3	467.9	491.3	604.5	579.4	576.5
117.5°	448.5	452.2	448.5	513.4	521.7	557.0
120°	399.3	418.7	399.3	429.0	455.8	503.1
122.5°	354.6	376.9	354.6	368.4	388.7	436.1
125°	315.6	338.7	315.6	325.6	331.1	370.1
127.5°	288.7	304.3	288.7	294.9	290.2	315.2
130°	268.1	281.1	268.1	276.2	264.1	276.2
132.5°	254.0	262.5	254.0	263.9	249.0	251.9
135°	241.9	248.5	241.9	251.9	238.6	236.9
137.5°	231.6	237.3	231.6	242.4	232.0	228.4
140°	223.0	227.8	223.0	233.9	225.5	223.7
142.5°	213.5	217.2	213.5	226.3	220.8	218.9
145°	207.7	210.5	207.7	220.7	217.1	217.0
147.5°	202.9	204.7	202.9	214.1	212.3	212.3
150°	198.0	199.8	198.0	208.4	206.6	207.5
152.5°	192.3	195.0	192.3	201.7	200.0	200.9
155°	189.3	192.0	189.3	196.9	195.2	196.0
157.5°	188.2	190.7	188.2	193.9	193.0	193.0
160°	187.8	189.6	187.8	192.6	191.8	191.7
162.5°	186.7	188.4	186.7	192.3	191.4	191.4
165°	187.3	188.2	187.3	191.2	191.2	191.1
167.5°	187.2	188.2	187.2	191.9	191.9	191.8
170°	188.1	188.9	188.1	191.8	191.7	190.8
172.5°	189.7	190.5	189.7	194.2	193.3	193.2
175°	190.4	191.2	190.4	194.0	194.0	194.9
177.5°	192.1	193.0	192.1	194.0	194.0	193.9
180°	195.5	195.5	195.5	195.5	195.5	195.5



TEST NUMBER: P1433645
 CATALOG NUMBER: EHBR1-54-UNV-TASM-L935-UPL18

CIE UGR TABLE:

Reflectances:											
Ceiling		0.7	0.7	0.5	0.5	0.3	0.7	0.7	0.5	0.5	0.3
Wall		0.5	0.3	0.5	0.3	0.3	0.5	0.3	0.5	0.3	0.3
Reference plane		0.2	0.2	0.2	0.2	0.2	0.2	0.2	0.2	0.2	0.2
Room dimensions		Viewed crosswise					Viewed endwise				
X=2H	Y=2H	19.39	20.54	19.82	20.93	21.33	18.71	19.86	19.13	20.25	20.65
	3H	20.94	21.96	21.38	22.37	22.82	20.56	21.58	21.00	21.99	22.44
	4H	21.58	22.53	22.04	22.95	23.42	21.34	22.30	21.80	22.72	23.19
	6H	22.06	22.94	22.53	23.38	23.86	21.98	22.86	22.46	23.30	23.78
	8H	22.21	23.04	22.70	23.50	23.99	22.21	23.04	22.70	23.50	23.99
	12H	22.28	23.08	22.78	23.53	24.04	22.33	23.13	22.83	23.58	24.09
4H	2H	19.81	20.76	20.27	21.19	21.66	19.28	20.24	19.75	20.66	21.13
	3H	21.61	22.40	22.08	22.87	23.36	21.34	22.13	21.82	22.61	23.09
	4H	22.38	23.09	22.88	23.58	24.10	22.25	22.96	22.75	23.45	23.97
	6H	23.00	23.61	23.52	24.12	24.67	23.03	23.64	23.55	24.15	24.70
	8H	23.19	23.76	23.72	24.27	24.83	23.30	23.87	23.82	24.38	24.93
	12H	23.30	23.80	23.85	24.35	24.90	23.47	23.97	24.01	24.51	25.07
8H	4H	22.63	23.20	23.16	23.71	24.27	22.53	23.10	23.06	23.62	24.17
	6H	23.37	23.84	23.93	24.40	24.96	23.44	23.90	24.00	24.46	25.02
	8H	23.64	24.06	24.22	24.63	25.20	23.79	24.21	24.37	24.78	25.35
	12H	23.82	24.18	24.39	24.73	25.38	24.04	24.40	24.62	24.96	25.61
12H	4H	22.64	23.15	23.19	23.69	24.25	22.55	23.05	23.09	23.59	24.15
	6H	23.42	23.83	24.00	24.41	24.98	23.48	23.90	24.06	24.47	25.04
	8H	23.74	24.10	24.31	24.65	25.30	23.89	24.25	24.46	24.81	25.46

Cooper Lighting Solutions Photometric Lab
1121 Highway 74 South
Peachtree City, GA 30269



LM-79-2019: Approved Method: Electrical and Photometric Measurements of Solid-State Lighting Products

Report Prepared for

Cooper Lighting Solutions

Metalux

Report Number: SP1-2506-472-6

Test Date: 08/01/2025

Luminaire Tested: EHBR-60-L935-N

Data in this report applies to families of products including EHBR-60-L935-N

Test Information

Test Method: LM-79-2019
 Report Number: SP1-2506-472-6
 Test Lab: COOPER LIGHTING SOLUTIONS
 Photometer: SP1 - 76IN SPHERE
 Measurement Geometry: 4π
 Issue Date: 08/05/2025
 Manufacturer: COOPER LIGHTING SOLUTIONS
 Product Line: Metalux
 Catalog Number: **EHBR-60-L935-N**
 Description: Elevate Round Highbay at, 60000 lumens, 3500K 90CRI LEDs with N lens

Spectral Parameters

CCT (K): 3406
 CIE u': 0.2394
 CIE v': 0.5094
 Duv: -0.0028
 CIE x: 0.4076
 CIE y: 0.3856
 CIE z: 0.2068
 Peak Wavelength (nm): 630
 Dominant Wavelength (nm): 582
 Purity: 38.0517
 Rf: 91.3
 Rg: 100

CRI (Ra):	94.6		
R1:	96.6	R9:	63.8
R2:	98.4	R10:	94.7
R3:	98.1	R11:	96.6
R4:	95.8	R12:	80.9
R5:	96.2	R13:	97.4
R6:	95.4	R14:	98.3
R7:	91.8	R15:	93.1
R8:	84.4		



Test Conditions

Stabilization Time: 35M
 Operation Time: 1H 35M
 Sphere Temperature (°C): 25.0

REPORT NUMBER: SP1-2506-472-6

Measurement and Test Equipment			
Instrument	Identification Number	Calibration Date	Calibration Due Date
Photometer	76INCH SPHERE IN0058	6/16/2025	12/16/2025
Power Meter	XITRON INXT2011004	1/21/2025	1/21/2026
AC Power Source	CHROMA 61603 IN0063	10/22/2024	10/22/2025
DC Power Source	AGILENT E3634A IN0208	10/22/2024	10/22/2025
Sphere Thermometer	ONSET IN0085	10/22/2024	10/22/2025
Room Thermometer	ONSET IN0046	10/22/2024	10/22/2025

REPORT NUMBER: SP1-2506-472-6

CIE 1931 Chromaticity Diagram



CIE 1931 Chromaticity Diagram with 2017 ANSI 7-Step and 4-Step Quadrangles



Point lies inside the ANSI 3500K 4-step quadrangle

REPORT NUMBER: SP1-2506-472-6

Photopic Flux vs. Wavelength

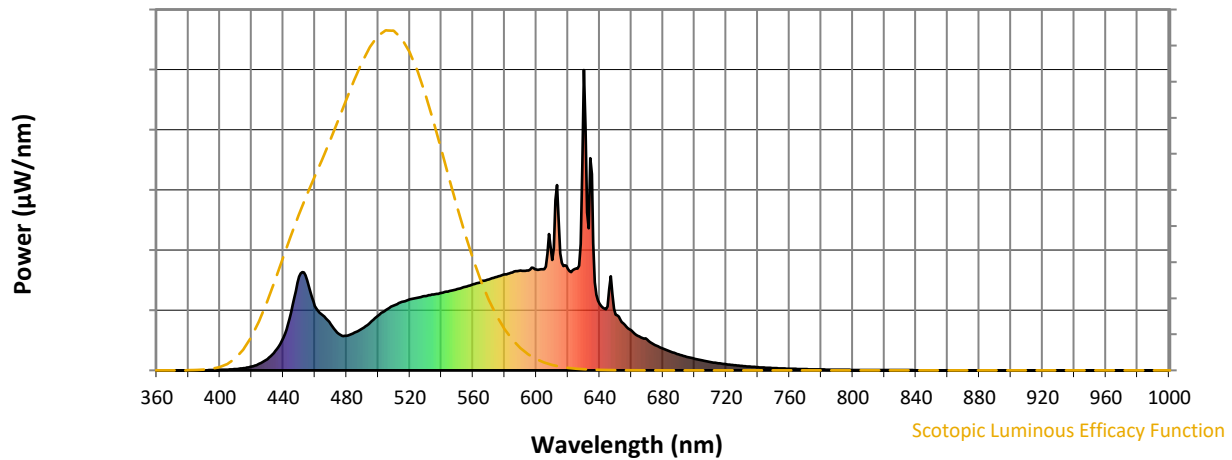


Photopic Lumens: NR

λ (nm)	Power W [^] /nm	Lumens (ϕ /nm)	λ (nm)	Power W [^] /nm	Lumens (ϕ /nm)	λ (nm)	Power W [^] /nm	Lumens (ϕ /nm)	λ (nm)	Power W [^] /nm	Lumens (ϕ /nm)	λ (nm)	Power W [^] /nm	Lumens (ϕ /nm)
360	0	NR	490	140	NR	620	338	NR	750	8	NR	880	0	NR
365	0	NR	495	159	NR	625	339	NR	755	7	NR	885	0	NR
370	0	NR	500	182	NR	630	1000	NR	760	5	NR	890	0	NR
375	0	NR	505	202	NR	635	653	NR	765	5	NR	895	0	NR
380	0	NR	510	216	NR	640	222	NR	770	4	NR	900	0	NR
385	0	NR	515	228	NR	645	214	NR	775	3	NR	905	0	NR
390	0	NR	520	236	NR	650	185	NR	780	3	NR	910	0	NR
395	1	NR	525	242	NR	655	157	NR	785	3	NR	915	0	NR
400	2	NR	530	248	NR	660	133	NR	790	2	NR	920	0	NR
405	3	NR	535	253	NR	665	113	NR	795	2	NR	925	0	NR
410	4	NR	540	258	NR	670	103	NR	800	2	NR	930	0	NR
415	7	NR	545	264	NR	675	85	NR	805	1	NR	935	0	NR
420	13	NR	550	270	NR	680	72	NR	810	1	NR	940	0	NR
425	22	NR	555	278	NR	685	62	NR	815	1	NR	945	0	NR
430	38	NR	560	286	NR	690	53	NR	820	1	NR	950	0	NR
435	65	NR	565	295	NR	695	45	NR	825	1	NR	955	0	NR
440	108	NR	570	303	NR	700	39	NR	830	1	NR	960	0	NR
445	193	NR	575	311	NR	705	33	NR	835	1	NR	965	0	NR
450	312	NR	580	319	NR	710	28	NR	840	1	NR	970	0	NR
455	300	NR	585	326	NR	715	24	NR	845	0	NR	975	0	NR
460	214	NR	590	332	NR	720	20	NR	850	0	NR	980	0	NR
465	184	NR	595	333	NR	725	17	NR	855	0	NR	985	0	NR
470	153	NR	600	336	NR	730	15	NR	860	0	NR	990	0	NR
475	122	NR	605	337	NR	735	12	NR	865	0	NR	995	0	NR
480	115	NR	610	367	NR	740	10	NR	870	0	NR	1000	0	NR
485	125	NR	615	390	NR	745	9	NR	875	0	NR			

REPORT NUMBER: SP1-2506-472-6

Scotopic Flux vs. Wavelength



Scotopic Lumens: NR

S/P: 1.62

λ (nm)	Power W [^] /nm	Lumens (ϕ /nm)	λ (nm)	Power W [^] /nm	Lumens (ϕ /nm)	λ (nm)	Power W [^] /nm	Lumens (ϕ /nm)	λ (nm)	Power W [^] /nm	Lumens (ϕ /nm)	λ (nm)	Power W [^] /nm	Lumens (ϕ /nm)
360	0	NR	490	140	NR	620	338	NR	750	8	NR	880	0	NR
365	0	NR	495	159	NR	625	339	NR	755	7	NR	885	0	NR
370	0	NR	500	182	NR	630	1000	NR	760	5	NR	890	0	NR
375	0	NR	505	202	NR	635	653	NR	765	5	NR	895	0	NR
380	0	NR	510	216	NR	640	222	NR	770	4	NR	900	0	NR
385	0	NR	515	228	NR	645	214	NR	775	3	NR	905	0	NR
390	0	NR	520	236	NR	650	185	NR	780	3	NR	910	0	NR
395	1	NR	525	242	NR	655	157	NR	785	3	NR	915	0	NR
400	2	NR	530	248	NR	660	133	NR	790	2	NR	920	0	NR
405	3	NR	535	253	NR	665	113	NR	795	2	NR	925	0	NR
410	4	NR	540	258	NR	670	103	NR	800	2	NR	930	0	NR
415	7	NR	545	264	NR	675	85	NR	805	1	NR	935	0	NR
420	13	NR	550	270	NR	680	72	NR	810	1	NR	940	0	NR
425	22	NR	555	278	NR	685	62	NR	815	1	NR	945	0	NR
430	38	NR	560	286	NR	690	53	NR	820	1	NR	950	0	NR
435	65	NR	565	295	NR	695	45	NR	825	1	NR	955	0	NR
440	108	NR	570	303	NR	700	39	NR	830	1	NR	960	0	NR
445	193	NR	575	311	NR	705	33	NR	835	1	NR	965	0	NR
450	312	NR	580	319	NR	710	28	NR	840	1	NR	970	0	NR
455	300	NR	585	326	NR	715	24	NR	845	0	NR	975	0	NR
460	214	NR	590	332	NR	720	20	NR	850	0	NR	980	0	NR
465	184	NR	595	333	NR	725	17	NR	855	0	NR	985	0	NR
470	153	NR	600	336	NR	730	15	NR	860	0	NR	990	0	NR
475	122	NR	605	337	NR	735	12	NR	865	0	NR	995	0	NR
480	115	NR	610	367	NR	740	10	NR	870	0	NR	1000	0	NR
485	125	NR	615	390	NR	745	9	NR	875	0	NR			

REPORT NUMBER: SP1-2506-472-6

Melanopic Flux vs. Wavelength



Melanopic Lumens: NR M/P: 3.3

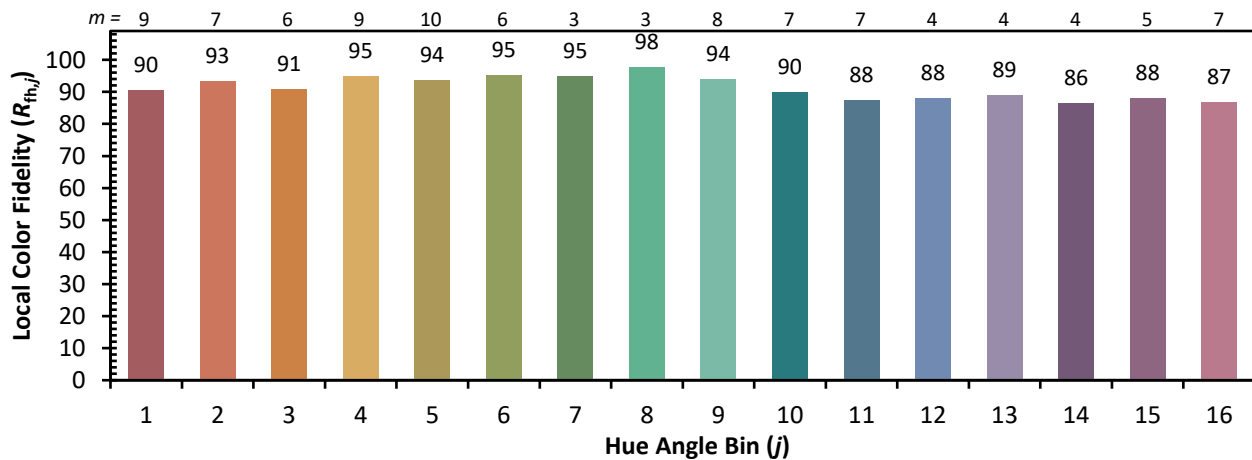
λ (nm)	Power W [^] /nm	Lumens (φ/nm)	λ (nm)	Power W [^] /nm	Lumens (φ/nm)	λ (nm)	Power W [^] /nm	Lumens (φ/nm)	λ (nm)	Power W [^] /nm	Lumens (φ/nm)	λ (nm)	Power W [^] /nm	Lumens (φ/nm)
360	0	NR	490	140	NR	620	338	NR	750	8	NR	880	0	NR
365	0	NR	495	159	NR	625	339	NR	755	7	NR	885	0	NR
370	0	NR	500	182	NR	630	1000	NR	760	5	NR	890	0	NR
375	0	NR	505	202	NR	635	653	NR	765	5	NR	895	0	NR
380	0	NR	510	216	NR	640	222	NR	770	4	NR	900	0	NR
385	0	NR	515	228	NR	645	214	NR	775	3	NR	905	0	NR
390	0	NR	520	236	NR	650	185	NR	780	3	NR	910	0	NR
395	1	NR	525	242	NR	655	157	NR	785	3	NR	915	0	NR
400	2	NR	530	248	NR	660	133	NR	790	2	NR	920	0	NR
405	3	NR	535	253	NR	665	113	NR	795	2	NR	925	0	NR
410	4	NR	540	258	NR	670	103	NR	800	2	NR	930	0	NR
415	7	NR	545	264	NR	675	85	NR	805	1	NR	935	0	NR
420	13	NR	550	270	NR	680	72	NR	810	1	NR	940	0	NR
425	22	NR	555	278	NR	685	62	NR	815	1	NR	945	0	NR
430	38	NR	560	286	NR	690	53	NR	820	1	NR	950	0	NR
435	65	NR	565	295	NR	695	45	NR	825	1	NR	955	0	NR
440	108	NR	570	303	NR	700	39	NR	830	1	NR	960	0	NR
445	193	NR	575	311	NR	705	33	NR	835	1	NR	965	0	NR
450	312	NR	580	319	NR	710	28	NR	840	1	NR	970	0	NR
455	300	NR	585	326	NR	715	24	NR	845	0	NR	975	0	NR
460	214	NR	590	332	NR	720	20	NR	850	0	NR	980	0	NR
465	184	NR	595	333	NR	725	17	NR	855	0	NR	985	0	NR
470	153	NR	600	336	NR	730	15	NR	860	0	NR	990	0	NR
475	122	NR	605	337	NR	735	12	NR	865	0	NR	995	0	NR
480	115	NR	610	367	NR	740	10	NR	870	0	NR	1000	0	NR
485	125	NR	615	390	NR	745	9	NR	875	0	NR			

Individual Sample Fidelity Index ($R_{f,i}$)

CES01 = 86	CES26 = 94	CES51 = 97	CES76 = 90
CES02 = 63	CES27 = 92	CES52 = 98	CES77 = 86
CES03 = 31	CES28 = 97	CES53 = 98	CES78 = 86
CES04 = 70	CES29 = 97	CES54 = 93	CES79 = 90
CES05 = 50	CES30 = 92	CES55 = 92	CES80 = 91
CES06 = 51	CES31 = 97	CES56 = 96	CES81 = 74
CES07 = 43	CES32 = 89	CES57 = 94	CES82 = 96
CES08 = 41	CES33 = 99	CES58 = 95	CES83 = 94
CES09 = 29	CES34 = 94	CES59 = 98	CES84 = 95
CES10 = 75	CES35 = 97	CES60 = 92	CES85 = 79
CES11 = 58	CES36 = 81	CES61 = 93	CES86 = 79
CES12 = 64	CES37 = 96	CES62 = 86	CES87 = 92
CES13 = 44	CES38 = 87	CES63 = 94	CES88 = 98
CES14 = 74	CES39 = 99	CES64 = 91	CES89 = 84
CES15 = 72	CES40 = 97	CES65 = 90	CES90 = 96
CES16 = 48	CES41 = 96	CES66 = 89	CES91 = 75
CES17 = 49	CES42 = 94	CES67 = 88	CES92 = 76
CES18 = 56	CES43 = 93	CES68 = 89	CES93 = 86
CES19 = 71	CES44 = 99	CES69 = 90	CES94 = 74
CES20 = 67	CES45 = 97	CES70 = 88	CES95 = 83
CES21 = 86	CES46 = 97	CES71 = 83	CES96 = 92
CES22 = 78	CES47 = 91	CES72 = 94	CES97 = 96
CES23 = 91	CES48 = 91	CES73 = 83	CES98 = 95
CES24 = 90	CES49 = 96	CES74 = 90	CES99 = 92
CES25 = 71	CES50 = 98	CES75 = 85	



Color Rendition by Hue-Angle Bin



Measure Comparisons



(END OF REPORT)