

Cooper Lighting Solutions Photometric Lab
1121 Highway 74 South
Peachtree City, GA 30269



Scaled data based on original data using
LM-79-2019 Approved Method: Electrical and Photometric Measurements of Solid-
State Lighting Products

Test Report Prepared for
Cooper Lighting Solutions

Brand: METALUX

Report Number: P1433521

Luminaire Tested: EHBR1-30-UNV-TASM-L935-UPL40

Issue Date: 3/20/2026

Test Information

Test Method: LM-79-2019
Report Number: P1433521
REPORT IS A COMBINATION OF REPORTS P1431746 AND P1431635
Test Lab: INNOVATION CENTER
Issue Date: 3/20/2026
Manufacturer: COOPER LIGHTING SOLUTIONS
Product Line: METALUX
Catalog Number: EHBR1-30-UNV-TASM-L935-UPL40
Description: Elevate Round Highbay at, 30000 lumens, 3500K 90CRI LEDs with TASM lens
Light Source: -
Ballast/Driver: -

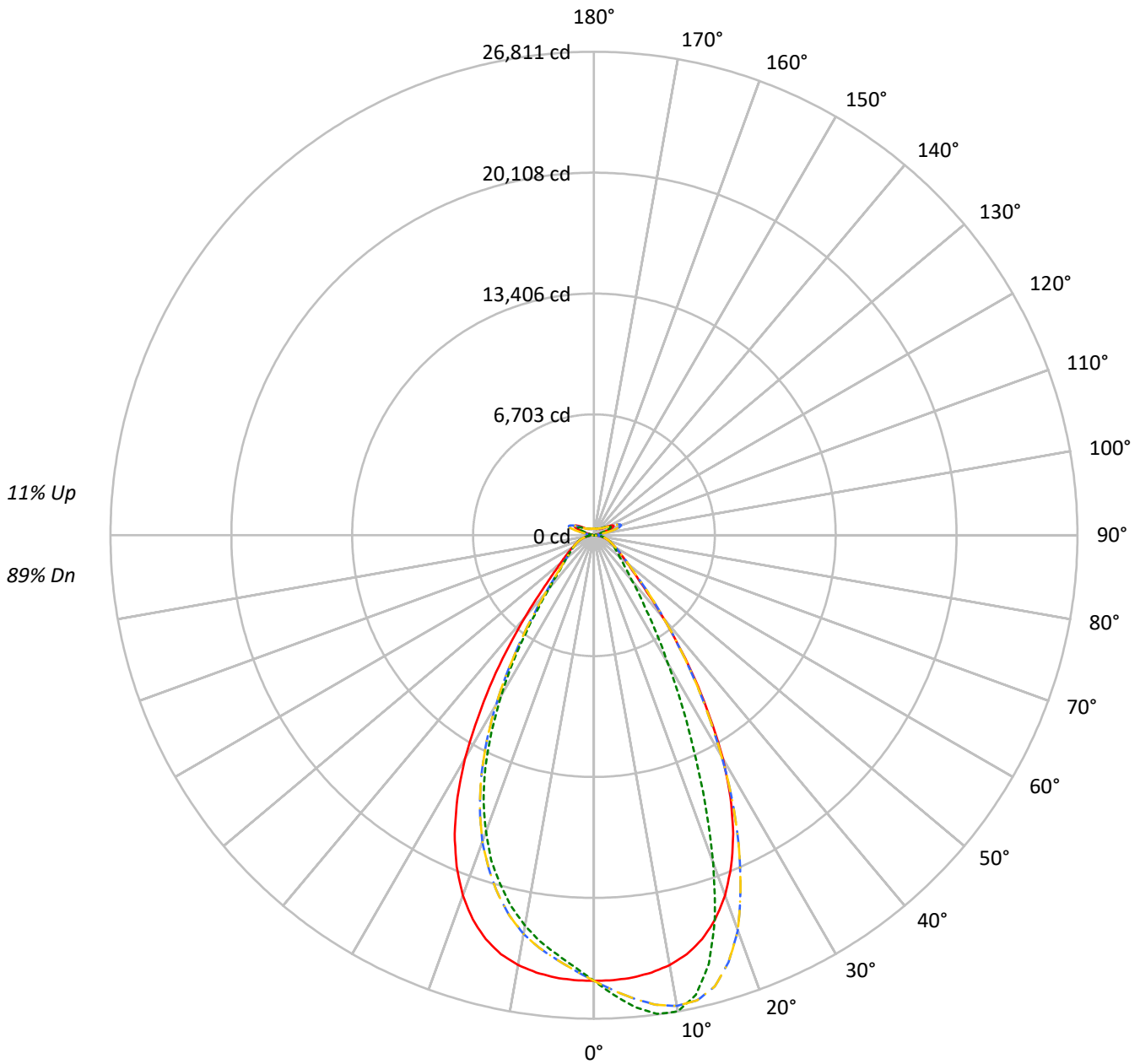
Summary

Lumens per Lamp: N/A
Luminaire Lumens: 31143.3 lumens
Efficiency: N/A
Efficacy: 163.6 lumens/watt
Spacing Criteria (0/90/45): 0.99 / 0.84 / 0.9
Luminous Opening: Vertical Cylinder (Dia: 1.71' x H: 0.1')
CIE Type: Semi-Direct

Input Watts (W): 190.4
Input Voltage (V): NR
Input Current (Ain): NR
Voltage Rise (V): NR
Power Factor: NR
Total Harmonic Distortion (THDi): NR
Frequency (hertz): 60
Stabilization Time: NR
Operation Time: NR
Ambient Temperature (°C): NR
Test Distance: 24 FT

TEST NUMBER: P1433521
CATALOG NUMBER: EHBR1-30-UNV-TASM-L935-UPL40

Luminous Intensity Polar Plot



— 0°-180° - - 45°-225° - · - · 90°-270° - · - · 135°-315°



TEST NUMBER: P1433521
 CATALOG NUMBER: EHBR1-30-UNV-TASM-L935-UPL40

COEFFICIENT OF UTILIZATION - ZONAL CAVITY METHOD:

RF	20				20				20				20				20				
RC	80				70				50				30				10			0	
RW	70	50	30	10	70	50	30	10	50	30	10	50	30	10	50	30	10	50	30	10	0
RCR																					
0	116	116	116	116	112	112	112	112	105	105	105	98	98	98	92	92	92	89			89
1	109	106	102	100	105	102	99	97	96	94	92	90	89	87	85	84	83	80			80
2	102	96	91	87	99	93	89	85	88	84	81	83	80	78	79	77	75	72			72
3	96	88	82	77	92	85	80	76	81	77	73	77	73	70	73	70	68	66			66
4	90	81	74	69	87	79	73	68	75	70	66	72	67	64	68	65	62	60			60
5	84	74	68	62	82	73	66	62	70	64	60	67	62	58	64	60	57	55			55
6	79	69	62	57	77	68	61	56	65	59	55	62	57	54	60	56	53	51			51
7	75	64	57	52	73	63	56	52	61	55	51	58	53	50	56	52	49	47			47
8	71	60	53	48	69	59	52	48	57	51	47	55	50	46	53	49	45	44			44
9	67	56	49	45	65	55	49	45	53	48	44	52	47	43	50	46	42	41			41
10	63	53	46	42	62	52	46	42	50	45	41	49	44	40	47	43	40	38			38

AVERAGE LUMINANCE (cd/sqm):

	0°	90°	180°	270°
0°	116033	116033	116033	116033
5°	115326	123032	115326	109342
10°	113909	126190	113909	103483
15°	110546	117270	110546	95590
20°	103388	94035	103388	85144
25°	91507	65153	91507	71354
30°	74300	42386	74300	53387
35°	53290	27450	53290	35541
40°	34454	18920	34454	22414
45°	21861	14656	21861	15970
50°	16234	12454	16234	13302
55°	13254	11345	13254	11743
60°	11478	10806	11478	10872
65°	10462	10423	10462	10378
70°	9916	10213	9916	10080
75°	9274	9879	9274	9582
80°	8147	9328	8147	8719
85°	5272	6657	5272	6349

MAXIMUM LUMINANCE 45°-90°:

Horizontal Angle: 22.5°
 Vertical Angle: 45°
 Luminance: 30735 cd/sqm



TEST NUMBER: P1433521

CATALOG NUMBER: EHBR1-30-UNV-TASM-L935-UPL40

ZONAL LUMENS:

Zone	Lumens	% Fixture
0°-10°	2349.4	7.5
10°-20°	6391.6	20.5
20°-30°	7496.1	24.1
30°-40°	5213.1	16.7
40°-50°	2590.6	8.3
50°-60°	1549.5	5.0
60°-70°	1090.6	3.5
70°-80°	702.5	2.3
80°-90°	229.4	0.7
90°-100°	93.8	0.3
100°-110°	614.4	2.0
110°-120°	1135.3	3.6
120°-130°	674.5	2.2
130°-140°	407.5	1.3
140°-150°	281.6	0.9
150°-160°	183.5	0.6
160°-170°	105.0	0.3
170°-180°	34.8	0.1
0°-30°	16237.1	52.1
0°-40°	21450.2	68.9
0°-60°	25590.3	82.2
0°-90°	27612.8	88.7
90°-120°	1843.5	5.9
90°-150°	3207.2	10.3
90°-180°	3530.0	11.3
0°-180°	31143.3	100.0

CANDELA DISTRIBUTION:

	0°	90°	180°	270°	360°	Flux
0°	24708	24708	24708	24708	24708	
5°	24624	26269	24624	23346	24624	2337
15°	23192	24603	23192	20054	23192	6481
25°	18274	13011	18274	14249	18274	8273
35°	9781	5038	9781	6523	9781	6106
45°	3537	2371	3537	2584	3537	2894
55°	1791	1533	1791	1587	1791	1638
65°	1092	1088	1092	1083	1092	1097
75°	653	696	653	675	653	686
85°	181	229	181	218	181	201
90°	26	29	26	26	26	20
95°	50	47	50	43	50	53
105°	282	143	282	214	282	380
115°	1208	1031	1208	981	1208	1101
125°	773	809	773	708	773	712
135°	488	564	488	517	488	387
145°	441	461	441	429	441	276
155°	392	409	392	380	392	183
165°	368	379	368	361	368	105
175°	366	372	366	360	366	35
180°	365	365	365	365	365	



TEST NUMBER: P1433521
 CATALOG NUMBER: EHBR1-30-UNV-TASM-L935-UPL40

CANDELA DISTRIBUTION (FULL):

	0°	22.5°	45°	67.5°	90°	112.5°	135°	157.5°	180°	202.5°	225°
0°	24708.3	24708.3	24708.3	24708.3	24708.3	24708.3	24708.3	24708.3	24708.3	24708.3	24708.3
2.5°	24694.0	25013.2	25271.7	25442.2	25526.5	25442.2	25271.7	25013.2	24694.0	24376.6	24158.3
5°	24624.0	25263.4	25805.0	26159.4	26269.2	26159.4	25805.0	25263.4	24624.0	24019.8	23619.1
7.5°	24456.8	25452.8	26257.6	26671.4	26772.4	26671.4	26257.6	25452.8	24456.8	23601.5	23095.0
10°	24201.5	25572.4	26502.3	26798.8	26810.9	26798.8	26502.3	25572.4	24201.5	23049.2	22452.0
12.5°	23794.2	25529.8	26420.2	26323.0	26101.9	26323.0	26420.2	25529.8	23794.2	22374.6	21621.2
15°	23191.9	25277.3	25900.9	25109.1	24602.7	25109.1	25900.9	25277.3	23191.9	21463.7	20589.9
17.5°	22343.0	24804.7	24816.8	23250.3	22294.9	23250.3	24816.8	24804.7	22343.0	20349.9	19387.6
20°	21249.2	24046.7	23323.9	20458.8	19326.9	20458.8	23323.9	24046.7	21249.2	19033.1	18088.9
22.5°	19877.7	23024.6	21245.0	17650.6	16106.3	17650.6	21245.0	23024.6	19877.7	17501.9	16519.1
25°	18273.8	21772.2	19008.5	14590.8	13010.9	14590.8	19008.5	21772.2	18273.8	15677.3	14788.7
27.5°	16387.1	20185.0	16627.1	11923.0	10465.5	11923.0	16627.1	20185.0	16387.1	13793.4	12885.8
30°	14291.6	18150.1	14148.8	9495.3	8153.0	9495.3	14148.8	18150.1	14291.6	11677.0	10864.4
32.5°	11945.2	16155.4	11768.8	7608.2	6471.2	7608.2	11768.8	16155.4	11945.2	9657.4	8808.2
35°	9780.7	13660.0	9622.7	5978.2	5038.1	5978.2	9622.7	13660.0	9780.7	7750.8	6916.8
37.5°	7675.8	11302.2	7670.7	4813.9	4086.5	4813.9	7670.7	11302.2	7675.8	6025.9	5349.0
40°	5971.7	8837.4	6010.1	3842.7	3279.4	3842.7	6010.1	8837.4	5971.7	4585.0	4151.8
42.5°	4524.8	6757.5	4724.0	3153.8	2785.5	3153.8	4724.0	6757.5	4524.8	3612.5	3288.2
45°	3537.0	4972.8	3688.9	2660.8	2371.2	2660.8	3688.9	4972.8	3537.0	2909.1	2691.4
47.5°	2880.4	3843.2	2989.8	2282.3	2079.4	2282.3	2989.8	3843.2	2880.4	2460.7	2297.6
50°	2419.4	2949.0	2482.4	1992.3	1856.1	1992.3	2482.4	2949.0	2419.4	2107.2	1998.3
52.5°	2078.5	2405.1	2114.1	1775.4	1683.7	1775.4	2114.1	2405.1	2078.5	1843.6	1775.9
55°	1791.2	2021.9	1838.5	1596.6	1533.1	1596.6	1838.5	2021.9	1791.2	1640.6	1590.6
57.5°	1572.9	1715.2	1596.6	1444.1	1402.0	1444.1	1596.6	1715.2	1572.9	1459.9	1433.1
60°	1379.8	1485.4	1409.0	1311.2	1299.1	1311.2	1409.0	1485.4	1379.8	1313.5	1295.9
62.5°	1231.1	1297.8	1245.8	1191.6	1181.0	1191.6	1245.8	1297.8	1231.1	1180.0	1183.3
65°	1092.0	1154.1	1113.3	1084.2	1087.9	1084.2	1113.3	1154.1	1092.0	1068.4	1073.5
67.5°	984.5	1017.0	999.4	982.7	986.9	982.7	999.4	1017.0	984.5	961.3	969.2
70°	870.1	904.9	886.8	889.1	896.1	889.1	886.8	904.9	870.1	863.2	869.2
72.5°	760.8	787.6	781.6	787.1	794.6	787.1	781.6	787.6	760.8	759.9	760.3
75°	653.3	673.7	676.5	684.3	695.9	684.3	676.5	673.7	653.3	646.3	654.6
77.5°	536.1	559.2	568.0	578.7	595.8	578.7	568.0	559.2	536.1	540.7	544.9
80°	428.6	439.2	458.7	466.6	490.7	466.6	458.7	439.2	428.6	420.7	426.7
82.5°	313.7	323.4	340.1	354.9	368.8	354.9	340.1	323.4	313.7	310.0	310.4
85°	181.2	195.9	207.1	224.7	228.8	224.7	207.1	195.9	181.2	185.3	181.2
87.5°	63.4	68.1	77.9	84.8	85.3	84.8	77.9	68.1	63.4	64.9	58.8
90°	25.8	43.9	75.6	41.9	29.1	41.9	75.6	43.9	25.8	45.4	70.8
92.5°	33.6	59.5	106.9	55.6	38.9	55.6	106.9	59.5	33.6	59.0	113.7
95°	49.8	73.1	136.1	61.4	46.7	61.4	136.1	73.1	49.8	78.6	158.6
97.5°	77.0	90.7	153.7	65.3	56.5	65.3	153.7	90.7	77.0	96.2	182.1
100°	102.5	102.5	280.6	75.0	64.3	75.0	280.6	102.5	102.5	118.1	283.7
102.5°	155.2	200.6	650.2	149.7	77.9	149.7	650.2	200.6	155.2	221.6	602.0
105°	282.1	458.3	1144.3	386.0	142.8	386.0	1144.3	458.3	282.1	463.8	1072.6
107.5°	534.1	854.9	1474.3	761.0	332.3	761.0	1474.3	854.9	534.1	821.1	1414.9
110°	854.4	1194.6	1609.1	1042.3	672.1	1042.3	1609.1	1194.6	854.4	1127.7	1483.2



TEST NUMBER: P1433521
 CATALOG NUMBER: EHBR1-30-UNV-TASM-L935-UPL40

CANDELA DISTRIBUTION (continued):

	0°	22.5°	45°	67.5°	90°	112.5°	135°	157.5°	180°	202.5°	225°
112.5°	1112.2	1331.3	1572.0	1155.6	929.9	1155.6	1572.0	1331.3	1112.2	1244.9	1420.8
115°	1208.3	1311.8	1404.1	1151.6	1031.4	1151.6	1404.1	1311.8	1208.3	1215.7	1268.4
117.5°	1167.3	1200.5	1212.7	1081.3	1037.3	1081.3	1212.7	1200.5	1167.3	1093.1	1077.0
120°	1054.1	1040.4	1021.8	977.8	978.7	977.8	1021.8	1040.4	1054.1	954.5	899.3
122.5°	911.9	882.6	863.6	872.8	898.6	872.8	863.6	882.6	911.9	812.3	770.8
125°	773.3	743.9	752.8	783.0	809.3	783.0	752.8	743.9	773.3	689.8	679.5
127.5°	656.6	643.0	672.7	706.8	729.1	706.8	672.7	643.0	656.6	603.9	615.0
130°	573.1	576.5	616.0	644.8	658.9	644.8	616.0	576.5	573.1	547.7	574.6
132.5°	520.8	536.0	573.5	598.4	606.6	598.4	573.5	536.0	520.8	513.4	546.2
135°	488.1	510.6	544.7	560.7	563.6	560.7	544.7	510.6	488.1	490.5	520.8
137.5°	469.0	491.5	517.3	530.0	526.5	530.0	517.3	491.5	469.0	475.3	498.3
140°	457.7	480.3	492.0	506.5	503.6	506.5	492.0	480.3	457.7	461.6	479.2
142.5°	446.5	467.0	472.9	483.5	480.1	483.5	472.9	467.0	446.5	450.4	462.0
145°	441.0	456.2	451.9	465.9	461.1	465.9	451.9	456.2	441.0	442.6	448.8
147.5°	431.3	442.6	436.7	448.8	444.0	448.8	436.7	442.6	431.3	431.3	433.7
150°	420.0	427.8	419.5	433.7	432.8	433.7	419.5	427.8	420.0	418.1	420.5
152.5°	404.9	412.7	404.9	421.0	419.5	421.0	404.9	412.7	404.9	403.0	405.4
155°	392.2	396.1	392.2	408.2	408.7	408.2	392.2	396.1	392.2	391.7	392.6
157.5°	383.3	385.7	383.7	397.9	398.3	397.9	383.7	385.7	383.3	383.3	383.7
160°	375.4	379.3	377.8	390.0	390.4	390.0	377.8	379.3	375.4	376.9	377.3
162.5°	372.4	372.4	371.4	383.6	384.5	383.6	371.4	372.4	372.4	372.4	374.4
165°	368.0	369.9	366.9	375.6	378.6	375.6	366.9	369.9	368.0	369.4	369.4
167.5°	366.9	365.0	365.9	373.1	376.0	373.1	365.9	365.0	366.9	368.4	368.4
170°	363.4	363.9	363.0	370.1	373.0	370.1	363.0	363.9	363.4	365.4	366.9
172.5°	364.9	364.9	362.4	367.6	372.5	367.6	362.4	364.9	364.9	366.4	368.3
175°	365.8	364.3	363.3	366.7	371.5	366.7	363.3	364.3	365.8	365.3	365.3
177.5°	363.9	364.8	365.7	369.1	375.9	369.1	365.7	364.8	363.9	365.3	365.3
180°	364.8	364.8	364.8	364.8	364.8	364.8	364.8	364.8	364.8	364.8	364.8



TEST NUMBER: P1433521

CATALOG NUMBER: EHBR1-30-UNV-TASM-L935-UPL40

CANDELA DISTRIBUTION (continued):

	247.5°	270°	292.5°	315°	337.5°	360°
0°	24708.3	24708.3	24708.3	24708.3	24708.3	24708.3
2.5°	23990.6	23974.9	23990.6	24158.3	24376.6	24694.0
5°	23433.3	23346.2	23433.3	23619.1	24019.8	24624.0
7.5°	22784.1	22733.7	22784.1	23095.0	23601.5	24456.8
10°	22100.8	21986.3	22100.8	22452.0	23049.2	24201.5
12.5°	21258.4	21107.0	21258.4	21621.2	22374.6	23794.2
15°	20187.2	20054.3	20187.2	20589.9	21463.7	23191.9
17.5°	19037.7	18917.3	19037.7	19387.6	20349.9	22343.0
20°	17594.0	17499.5	17594.0	18088.9	19033.1	21249.2
22.5°	16079.5	15991.0	16079.5	16519.1	17501.9	19877.7
25°	14297.5	14249.3	14297.5	14788.7	15677.3	18273.8
27.5°	12372.0	12290.0	12372.0	12885.8	13793.4	16387.1
30°	10404.8	10269.0	10404.8	10864.4	11677.0	14291.6
32.5°	8480.6	8382.8	8480.6	8808.2	9657.4	11945.2
35°	6620.8	6523.0	6620.8	6916.8	7750.8	9780.7
37.5°	5159.0	4986.3	5159.0	5349.0	6025.9	7675.8
40°	3912.7	3884.9	3912.7	4151.8	4585.0	5971.7
42.5°	3185.3	3109.8	3185.3	3288.2	3612.5	4524.8
45°	2613.6	2583.9	2613.6	2691.4	2909.1	3537.0
47.5°	2247.5	2260.6	2247.5	2297.6	2460.7	2880.4
50°	1974.6	1982.5	1974.6	1998.3	2107.2	2419.4
52.5°	1773.6	1766.6	1773.6	1775.9	1843.6	2078.5
55°	1595.7	1586.9	1595.7	1590.6	1640.6	1791.2
57.5°	1440.0	1446.5	1440.0	1433.1	1459.9	1572.9
60°	1301.0	1307.0	1301.0	1295.9	1313.5	1379.8
62.5°	1183.8	1187.5	1183.8	1183.3	1180.0	1231.1
65°	1079.1	1083.2	1079.1	1073.5	1068.4	1092.0
67.5°	979.0	979.0	979.0	969.2	961.3	984.5
70°	884.9	884.5	884.9	869.2	863.2	870.1
72.5°	771.9	783.0	771.9	760.3	759.9	760.8
75°	662.1	675.0	662.1	654.6	646.3	653.3
77.5°	550.9	570.8	550.9	544.9	540.7	536.1
80°	436.9	458.7	436.9	426.7	420.7	428.6
82.5°	322.9	339.1	322.9	310.4	310.0	313.7
85°	192.2	218.2	192.2	181.2	185.3	181.2
87.5°	61.6	78.8	61.6	58.8	64.9	63.4
90°	41.5	25.8	41.5	70.8	45.4	25.8
92.5°	63.0	37.5	63.0	113.7	59.0	33.6
95°	72.7	43.4	72.7	158.6	78.6	49.8
97.5°	80.5	55.6	80.5	182.1	96.2	77.0
100°	94.2	73.1	94.2	283.7	118.1	102.5
102.5°	199.7	124.0	199.7	602.0	221.6	155.2
105°	420.4	213.8	420.4	1072.6	463.8	282.1
107.5°	752.3	370.1	752.3	1414.9	821.1	534.1
110°	998.4	690.4	998.4	1483.2	1127.7	854.4



TEST NUMBER: P1433521

CATALOG NUMBER: EHBR1-30-UNV-TASM-L935-UPL40

CANDELA DISTRIBUTION (continued):

	247.5°	270°	292.5°	315°	337.5°	360°
112.5°	1072.6	932.5	1072.6	1420.8	1244.9	1112.2
115°	1031.7	981.3	1031.7	1268.4	1215.7	1208.3
117.5°	941.8	948.1	941.8	1077.0	1093.1	1167.3
120°	838.3	877.8	838.3	899.3	954.5	1054.1
122.5°	743.0	790.0	743.0	770.8	812.3	911.9
125°	661.0	708.3	661.0	679.5	689.8	773.3
127.5°	604.3	636.1	604.3	615.0	603.9	656.6
130°	559.9	587.3	559.9	574.6	547.7	573.1
132.5°	529.1	546.7	529.1	546.2	513.4	520.8
135°	502.3	517.4	502.3	520.8	490.5	488.1
137.5°	479.4	492.6	479.4	498.3	475.3	469.0
140°	458.8	470.0	458.8	479.2	461.6	457.7
142.5°	437.8	445.6	437.8	462.0	450.4	446.5
145°	423.0	428.9	423.0	448.8	442.6	441.0
147.5°	410.3	414.2	410.3	433.7	431.3	431.3
150°	397.6	401.5	397.6	420.5	418.1	420.0
152.5°	384.4	388.7	384.4	405.4	403.0	404.9
155°	375.5	379.8	375.5	392.6	391.7	392.2
157.5°	370.5	373.4	370.5	383.7	383.3	383.3
160°	366.2	368.5	366.2	377.3	376.9	375.4
162.5°	361.2	363.6	361.2	374.4	372.4	372.4
165°	360.2	360.6	360.2	369.4	369.4	368.0
167.5°	358.6	360.6	358.6	368.4	368.4	366.9
170°	359.1	359.5	359.1	366.9	365.4	363.4
172.5°	360.0	360.5	360.0	368.3	366.4	364.9
175°	359.1	359.5	359.1	365.3	365.3	365.8
177.5°	361.4	361.9	361.4	365.3	365.3	363.9
180°	364.8	364.8	364.8	364.8	364.8	364.8



TEST NUMBER: P1433521
 CATALOG NUMBER: EHBR1-30-UNV-TASM-L935-UPL40

CIE UGR TABLE:

Reflectances:											
Ceiling		0.7	0.7	0.5	0.5	0.3	0.7	0.7	0.5	0.5	0.3
Wall		0.5	0.3	0.5	0.3	0.3	0.5	0.3	0.5	0.3	0.3
Reference plane		0.2	0.2	0.2	0.2	0.2	0.2	0.2	0.2	0.2	0.2
Room dimensions		Viewed crosswise					Viewed endwise				
X=2H	Y=2H	16.79	17.83	17.34	18.37	18.96	16.10	17.15	16.66	17.68	18.28
	3H	18.33	19.26	18.90	19.81	20.45	17.95	18.88	18.52	19.43	20.06
	4H	18.96	19.83	19.56	20.40	21.05	18.73	19.60	19.32	20.16	20.81
	6H	19.44	20.24	20.05	20.82	21.48	19.37	20.17	19.97	20.75	21.41
	8H	19.59	20.35	20.21	20.95	21.62	19.59	20.35	20.21	20.94	21.61
	12H	19.66	20.38	20.28	20.98	21.67	19.72	20.44	20.33	21.03	21.72
4H	2H	17.20	18.06	17.79	18.63	19.28	16.67	17.54	17.27	18.11	18.76
	3H	18.99	19.71	19.59	20.32	20.98	18.73	19.45	19.33	20.06	20.72
	4H	19.76	20.41	20.38	21.03	21.73	19.64	20.28	20.26	20.90	21.60
	6H	20.38	20.93	21.02	21.57	22.29	20.40	20.96	21.05	21.60	22.32
	8H	20.57	21.09	21.22	21.73	22.45	20.67	21.19	21.32	21.83	22.56
	12H	20.67	21.13	21.34	21.80	22.53	20.84	21.30	21.51	21.97	22.70
8H	4H	20.01	20.53	20.66	21.17	21.89	19.91	20.43	20.56	21.07	21.80
	6H	20.75	21.17	21.43	21.86	22.59	20.81	21.24	21.49	21.92	22.65
	8H	21.02	21.40	21.72	22.09	22.84	21.17	21.55	21.87	22.24	22.98
	12H	21.19	21.52	21.88	22.20	23.01	21.42	21.75	22.11	22.42	23.24
12H	4H	20.02	20.48	20.68	21.15	21.87	19.92	20.38	20.59	21.05	21.78
	6H	20.79	21.17	21.49	21.86	22.61	20.86	21.24	21.56	21.93	22.68
	8H	21.11	21.44	21.80	22.12	22.93	21.26	21.59	21.95	22.27	23.08

LM-79-2019: Approved Method: Electrical and Photometric Measurements of Solid-
State Lighting Products

Report Prepared for

Cooper Lighting Solutions

Metalux

Report Number: SP1-2506-472-6

Test Date: 08/01/2025

Luminaire Tested: EHBR-60-L935-N

Data in this report applies to families of products including EHBR-60-L935-N

Test Information

Test Method: LM-79-2019
 Report Number: SP1-2506-472-6
 Test Lab: COOPER LIGHTING SOLUTIONS
 Photometer: SP1 - 76IN SPHERE
 Measurement Geometry: 4π
 Issue Date: 08/05/2025
 Manufacturer: COOPER LIGHTING SOLUTIONS
 Product Line: Metalux
 Catalog Number: **EHBR-60-L935-N**
 Description: Elevate Round Highbay at, 60000 lumens, 3500K 90CRI LEDs with N lens

Spectral Parameters

CCT (K): 3406
 CIE u': 0.2394
 CIE v': 0.5094
 Duv: -0.0028
 CIE x: 0.4076
 CIE y: 0.3856
 CIE z: 0.2068
 Peak Wavelength (nm): 630
 Dominant Wavelength (nm): 582
 Purity: 38.0517
 Rf: 91.3
 Rg: 100

CRI (Ra):	94.6		
R1:	96.6	R9:	63.8
R2:	98.4	R10:	94.7
R3:	98.1	R11:	96.6
R4:	95.8	R12:	80.9
R5:	96.2	R13:	97.4
R6:	95.4	R14:	98.3
R7:	91.8	R15:	93.1
R8:	84.4		



Test Conditions

Stabilization Time: 35M
 Operation Time: 1H 35M
 Sphere Temperature (°C): 25.0

REPORT NUMBER: SP1-2506-472-6

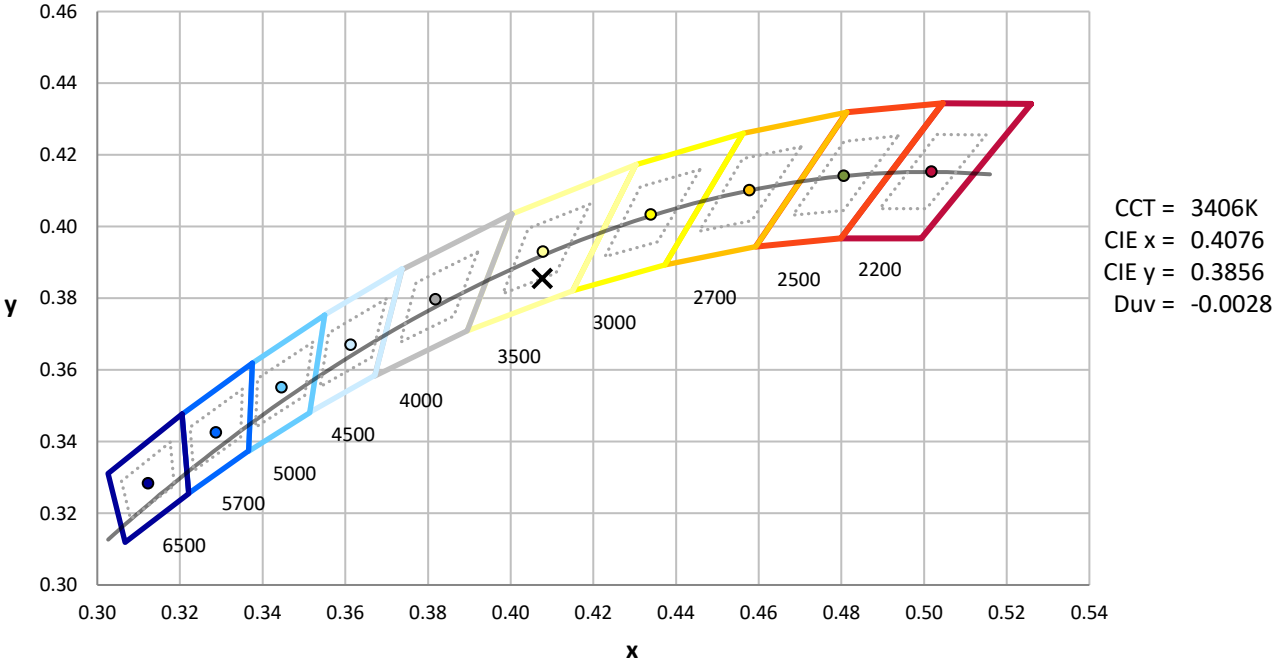
Measurement and Test Equipment			
Instrument	Identification Number	Calibration Date	Calibration Due Date
Photometer	76INCH SPHERE IN0058	6/16/2025	12/16/2025
Power Meter	XITRON INXT2011004	1/21/2025	1/21/2026
AC Power Source	CHROMA 61603 IN0063	10/22/2024	10/22/2025
DC Power Source	AGILENT E3634A IN0208	10/22/2024	10/22/2025
Sphere Thermometer	ONSET IN0085	10/22/2024	10/22/2025
Room Thermometer	ONSET IN0046	10/22/2024	10/22/2025

REPORT NUMBER: SP1-2506-472-6

CIE 1931 Chromaticity Diagram



CIE 1931 Chromaticity Diagram with 2017 ANSI 7-Step and 4-Step Quadrangles



Point lies inside the ANSI 3500K 4-step quadrangle

REPORT NUMBER: SP1-2506-472-6

Photopic Flux vs. Wavelength



Photopic Lumens: NR

λ (nm)	Power W [^] /nm	Lumens (φ/nm)	λ (nm)	Power W [^] /nm	Lumens (φ/nm)	λ (nm)	Power W [^] /nm	Lumens (φ/nm)	λ (nm)	Power W [^] /nm	Lumens (φ/nm)	λ (nm)	Power W [^] /nm	Lumens (φ/nm)
360	0	NR	490	140	NR	620	338	NR	750	8	NR	880	0	NR
365	0	NR	495	159	NR	625	339	NR	755	7	NR	885	0	NR
370	0	NR	500	182	NR	630	1000	NR	760	5	NR	890	0	NR
375	0	NR	505	202	NR	635	653	NR	765	5	NR	895	0	NR
380	0	NR	510	216	NR	640	222	NR	770	4	NR	900	0	NR
385	0	NR	515	228	NR	645	214	NR	775	3	NR	905	0	NR
390	0	NR	520	236	NR	650	185	NR	780	3	NR	910	0	NR
395	1	NR	525	242	NR	655	157	NR	785	3	NR	915	0	NR
400	2	NR	530	248	NR	660	133	NR	790	2	NR	920	0	NR
405	3	NR	535	253	NR	665	113	NR	795	2	NR	925	0	NR
410	4	NR	540	258	NR	670	103	NR	800	2	NR	930	0	NR
415	7	NR	545	264	NR	675	85	NR	805	1	NR	935	0	NR
420	13	NR	550	270	NR	680	72	NR	810	1	NR	940	0	NR
425	22	NR	555	278	NR	685	62	NR	815	1	NR	945	0	NR
430	38	NR	560	286	NR	690	53	NR	820	1	NR	950	0	NR
435	65	NR	565	295	NR	695	45	NR	825	1	NR	955	0	NR
440	108	NR	570	303	NR	700	39	NR	830	1	NR	960	0	NR
445	193	NR	575	311	NR	705	33	NR	835	1	NR	965	0	NR
450	312	NR	580	319	NR	710	28	NR	840	1	NR	970	0	NR
455	300	NR	585	326	NR	715	24	NR	845	0	NR	975	0	NR
460	214	NR	590	332	NR	720	20	NR	850	0	NR	980	0	NR
465	184	NR	595	333	NR	725	17	NR	855	0	NR	985	0	NR
470	153	NR	600	336	NR	730	15	NR	860	0	NR	990	0	NR
475	122	NR	605	337	NR	735	12	NR	865	0	NR	995	0	NR
480	115	NR	610	367	NR	740	10	NR	870	0	NR	1000	0	NR
485	125	NR	615	390	NR	745	9	NR	875	0	NR			

REPORT NUMBER: SP1-2506-472-6

Scotopic Flux vs. Wavelength



Scotopic Lumens: NR

S/P: 1.62

λ (nm)	Power W [^] /nm	Lumens (φ/nm)	λ (nm)	Power W [^] /nm	Lumens (φ/nm)	λ (nm)	Power W [^] /nm	Lumens (φ/nm)	λ (nm)	Power W [^] /nm	Lumens (φ/nm)	λ (nm)	Power W [^] /nm	Lumens (φ/nm)
360	0	NR	490	140	NR	620	338	NR	750	8	NR	880	0	NR
365	0	NR	495	159	NR	625	339	NR	755	7	NR	885	0	NR
370	0	NR	500	182	NR	630	1000	NR	760	5	NR	890	0	NR
375	0	NR	505	202	NR	635	653	NR	765	5	NR	895	0	NR
380	0	NR	510	216	NR	640	222	NR	770	4	NR	900	0	NR
385	0	NR	515	228	NR	645	214	NR	775	3	NR	905	0	NR
390	0	NR	520	236	NR	650	185	NR	780	3	NR	910	0	NR
395	1	NR	525	242	NR	655	157	NR	785	3	NR	915	0	NR
400	2	NR	530	248	NR	660	133	NR	790	2	NR	920	0	NR
405	3	NR	535	253	NR	665	113	NR	795	2	NR	925	0	NR
410	4	NR	540	258	NR	670	103	NR	800	2	NR	930	0	NR
415	7	NR	545	264	NR	675	85	NR	805	1	NR	935	0	NR
420	13	NR	550	270	NR	680	72	NR	810	1	NR	940	0	NR
425	22	NR	555	278	NR	685	62	NR	815	1	NR	945	0	NR
430	38	NR	560	286	NR	690	53	NR	820	1	NR	950	0	NR
435	65	NR	565	295	NR	695	45	NR	825	1	NR	955	0	NR
440	108	NR	570	303	NR	700	39	NR	830	1	NR	960	0	NR
445	193	NR	575	311	NR	705	33	NR	835	1	NR	965	0	NR
450	312	NR	580	319	NR	710	28	NR	840	1	NR	970	0	NR
455	300	NR	585	326	NR	715	24	NR	845	0	NR	975	0	NR
460	214	NR	590	332	NR	720	20	NR	850	0	NR	980	0	NR
465	184	NR	595	333	NR	725	17	NR	855	0	NR	985	0	NR
470	153	NR	600	336	NR	730	15	NR	860	0	NR	990	0	NR
475	122	NR	605	337	NR	735	12	NR	865	0	NR	995	0	NR
480	115	NR	610	367	NR	740	10	NR	870	0	NR	1000	0	NR
485	125	NR	615	390	NR	745	9	NR	875	0	NR			

REPORT NUMBER: SP1-2506-472-6

Melanopic Flux vs. Wavelength



Melanopic Lumens: NR

M/P: 3.3

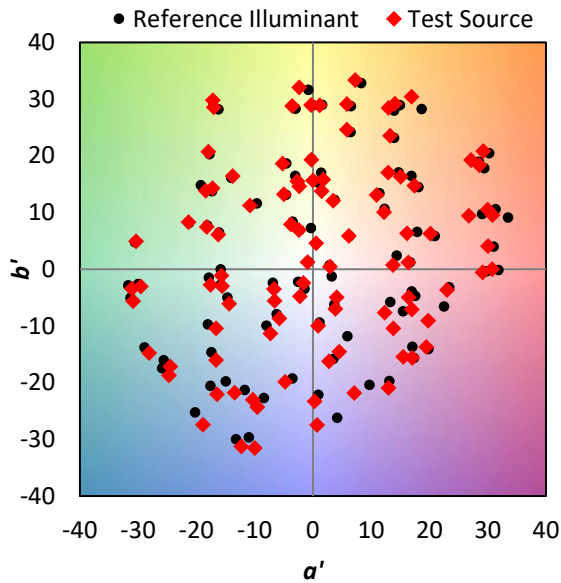
λ (nm)	Power W [^] /nm	Lumens (ϕ /nm)	λ (nm)	Power W [^] /nm	Lumens (ϕ /nm)	λ (nm)	Power W [^] /nm	Lumens (ϕ /nm)	λ (nm)	Power W [^] /nm	Lumens (ϕ /nm)	λ (nm)	Power W [^] /nm	Lumens (ϕ /nm)
360	0	NR	490	140	NR	620	338	NR	750	8	NR	880	0	NR
365	0	NR	495	159	NR	625	339	NR	755	7	NR	885	0	NR
370	0	NR	500	182	NR	630	1000	NR	760	5	NR	890	0	NR
375	0	NR	505	202	NR	635	653	NR	765	5	NR	895	0	NR
380	0	NR	510	216	NR	640	222	NR	770	4	NR	900	0	NR
385	0	NR	515	228	NR	645	214	NR	775	3	NR	905	0	NR
390	0	NR	520	236	NR	650	185	NR	780	3	NR	910	0	NR
395	1	NR	525	242	NR	655	157	NR	785	3	NR	915	0	NR
400	2	NR	530	248	NR	660	133	NR	790	2	NR	920	0	NR
405	3	NR	535	253	NR	665	113	NR	795	2	NR	925	0	NR
410	4	NR	540	258	NR	670	103	NR	800	2	NR	930	0	NR
415	7	NR	545	264	NR	675	85	NR	805	1	NR	935	0	NR
420	13	NR	550	270	NR	680	72	NR	810	1	NR	940	0	NR
425	22	NR	555	278	NR	685	62	NR	815	1	NR	945	0	NR
430	38	NR	560	286	NR	690	53	NR	820	1	NR	950	0	NR
435	65	NR	565	295	NR	695	45	NR	825	1	NR	955	0	NR
440	108	NR	570	303	NR	700	39	NR	830	1	NR	960	0	NR
445	193	NR	575	311	NR	705	33	NR	835	1	NR	965	0	NR
450	312	NR	580	319	NR	710	28	NR	840	1	NR	970	0	NR
455	300	NR	585	326	NR	715	24	NR	845	0	NR	975	0	NR
460	214	NR	590	332	NR	720	20	NR	850	0	NR	980	0	NR
465	184	NR	595	333	NR	725	17	NR	855	0	NR	985	0	NR
470	153	NR	600	336	NR	730	15	NR	860	0	NR	990	0	NR
475	122	NR	605	337	NR	735	12	NR	865	0	NR	995	0	NR
480	115	NR	610	367	NR	740	10	NR	870	0	NR	1000	0	NR
485	125	NR	615	390	NR	745	9	NR	875	0	NR			

Summary

$R_f = 91.3$
 $R_g = 100$
 $CIE R_a = 94.6$
 $R_9 = 63.8$



Color Vector Graphics



Individual Sample Fidelity Index ($R_{f,i}$)

CES01 = 86	CES26 = 94	CES51 = 97	CES76 = 90
CES02 = 63	CES27 = 92	CES52 = 98	CES77 = 86
CES03 = 31	CES28 = 97	CES53 = 98	CES78 = 86
CES04 = 70	CES29 = 97	CES54 = 93	CES79 = 90
CES05 = 50	CES30 = 92	CES55 = 92	CES80 = 91
CES06 = 51	CES31 = 97	CES56 = 96	CES81 = 74
CES07 = 43	CES32 = 89	CES57 = 94	CES82 = 96
CES08 = 41	CES33 = 99	CES58 = 95	CES83 = 94
CES09 = 29	CES34 = 94	CES59 = 98	CES84 = 95
CES10 = 75	CES35 = 97	CES60 = 92	CES85 = 79
CES11 = 58	CES36 = 81	CES61 = 93	CES86 = 79
CES12 = 64	CES37 = 96	CES62 = 86	CES87 = 92
CES13 = 44	CES38 = 87	CES63 = 94	CES88 = 98
CES14 = 74	CES39 = 99	CES64 = 91	CES89 = 84
CES15 = 72	CES40 = 97	CES65 = 90	CES90 = 96
CES16 = 48	CES41 = 96	CES66 = 89	CES91 = 75
CES17 = 49	CES42 = 94	CES67 = 88	CES92 = 76
CES18 = 56	CES43 = 93	CES68 = 89	CES93 = 86
CES19 = 71	CES44 = 99	CES69 = 90	CES94 = 74
CES20 = 67	CES45 = 97	CES70 = 88	CES95 = 83
CES21 = 86	CES46 = 97	CES71 = 83	CES96 = 92
CES22 = 78	CES47 = 91	CES72 = 94	CES97 = 96
CES23 = 91	CES48 = 91	CES73 = 83	CES98 = 95
CES24 = 90	CES49 = 96	CES74 = 90	CES99 = 92
CES25 = 71	CES50 = 98	CES75 = 85	



Color Rendition by Hue-Angle Bin



Measure Comparisons



(END OF REPORT)