

Cooper Lighting Solutions Photometric Lab
1121 Highway 74 South
Peachtree City, GA 30269



Scaled data based on original data using
LM-79-2019 Approved Method: Electrical and Photometric Measurements of Solid-
State Lighting Products

Test Report Prepared for
Cooper Lighting Solutions

Brand: METALUX

Report Number: P1433746

Luminaire Tested: EHBR1-18-UNV-TASM-L940

Issue Date: 3/13/2026

Test Information

Test Method: LM-79-2019
Report Number: P1433746
TEST IS SCALED FROM IESNA LM-79-08 TEST DATA (G3-2601-654-4)
Test Lab: INNOVATION CENTER
Issue Date: 3/13/2026
Manufacturer: COOPER LIGHTING SOLUTIONS
Product Line: METALUX
Catalog Number: EHBR1-18-UNV-TASM-L940
Description: Elevate Round Highbay at, 18000 lumens, 4000K 90CRI LEDs with TASM lens
Light Source: -
Ballast/Driver: -

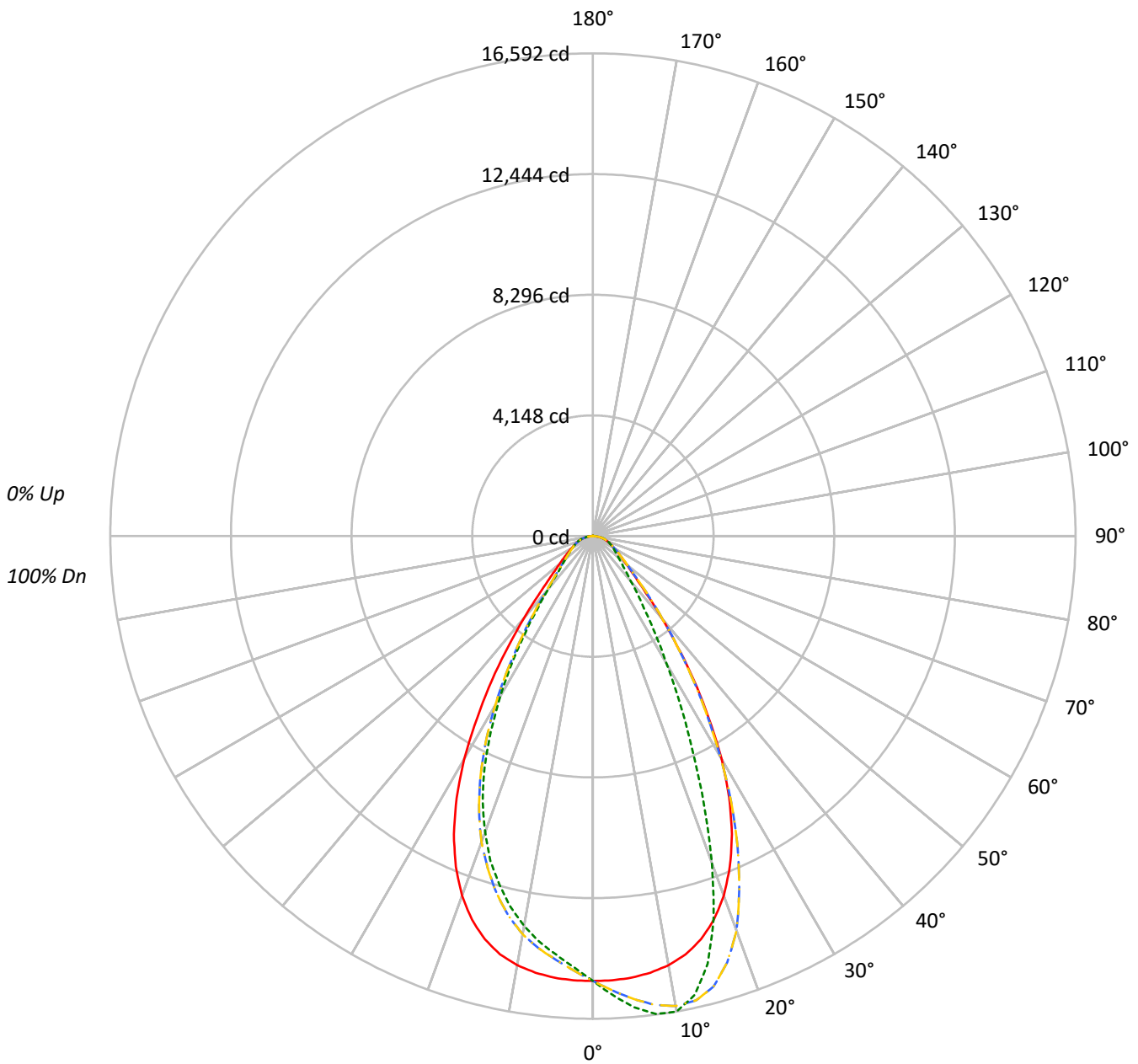
Summary

Lumens per Lamp: N/A
Luminaire Lumens: 17097.5 lumens
Efficiency: N/A
Efficacy: 180.5 lumens/watt
Spacing Criteria (0/90/45): 0.99 / 0.84 / 0.9
Luminous Opening: Circular (Dia: 1.71' x H: 0')
CIE Type: Direct

Input Watts (W): 94.7
Input Voltage (V): NR
Input Current (Ain): NR
Voltage Rise (V): NR
Power Factor: NR
Total Harmonic Distortion (THDi): NR
Frequency (hertz): 60
Stabilization Time: NR
Operation Time: NR
Ambient Temperature (°C): NR
Test Distance: 24 FT

TEST NUMBER: P1433746
CATALOG NUMBER: EHBR1-18-UNV-TASM-L940

Luminous Intensity Polar Plot



— 0°-180° - - 45°-225° - - - 90°-270° - - - 135°-315°



TEST NUMBER: P1433746
 CATALOG NUMBER: EHBR1-18-UNV-TASM-L940

COEFFICIENT OF UTILIZATION - ZONAL CAVITY METHOD:

RF	20				20				20				20				20			
RC	80				70				50				30				10		0	
RW	70	50	30	10	70	50	30	10	50	30	10	50	30	10	50	30	10	50	30	10
RCR																				
0	119	119	119	119	116	116	116	116	111	111	111	106	106	106	102	102	102	100	100	100
1	112	108	105	103	109	106	104	101	102	100	98	98	97	95	95	93	92	90	90	90
2	105	99	94	90	103	97	93	89	94	90	87	91	88	85	88	85	83	81	81	81
3	99	91	85	80	96	89	84	79	87	82	78	84	80	77	82	78	76	74	74	74
4	93	84	77	72	91	83	77	72	80	75	71	78	74	70	76	72	69	67	67	67
5	87	78	71	66	86	77	70	65	75	69	65	73	68	64	71	67	64	62	62	62
6	82	72	65	60	81	71	65	60	70	64	60	68	63	59	67	62	59	57	57	57
7	78	67	60	56	76	67	60	56	65	59	55	64	59	55	63	58	55	53	53	53
8	74	63	56	52	72	62	56	52	61	55	51	60	55	51	59	54	51	49	49	49
9	70	59	53	48	69	59	52	48	58	52	48	57	51	48	56	51	47	46	46	46
10	66	56	49	45	65	55	49	45	54	49	45	54	48	45	53	48	45	43	43	43

AVERAGE LUMINANCE (cd/sqm):

	0°	90°	180°	270°
0°	71808	71808	71808	71808
5°	71836	76636	71836	68108
10°	71419	79120	71419	64883
15°	69778	74023	69778	60338
20°	65718	59773	65718	54121
25°	58598	41721	58598	45693
30°	47959	27360	47959	34461
35°	34700	17874	34700	23142
40°	22656	12441	22656	14739
45°	14537	9745	14537	10620
50°	10938	8391	10938	8964
55°	9076	7768	9076	8040
60°	8020	7551	8020	7597
65°	7509	7481	7509	7449
70°	7394	7614	7394	7515
75°	7334	7815	7334	7581
80°	7172	8210	7172	7678
85°	6040	7630	6040	7279

MAXIMUM LUMINANCE 45°-90°:

Horizontal Angle: 22.5°
 Vertical Angle: 45°
 Luminance: 20438 cd/sqm



TEST NUMBER: P1433746
 CATALOG NUMBER: EHBR1-18-UNV-TASM-L940

ZONAL LUMENS:

Zone	Lumens	% Fixture
0°-10°	1453.9	8.5
10°-20°	3955.5	23.1
20°-30°	4639.0	27.1
30°-40°	3226.1	18.9
40°-50°	1603.2	9.4
50°-60°	958.9	5.6
60°-70°	674.9	3.9
70°-80°	434.8	2.5
80°-90°	138.1	0.8
90°-100°	0.8	0.0
100°-110°	1.0	0.0
110°-120°	1.0	0.0
120°-130°	1.2	0.0
130°-140°	1.7	0.0
140°-150°	2.0	0.0
150°-160°	2.2	0.0
160°-170°	2.2	0.0
170°-180°	0.9	0.0
0°-30°	10048.5	58.8
0°-40°	13274.6	77.6
0°-60°	15836.7	92.6
0°-90°	17084.5	99.9
90°-120°	2.7	0.0
90°-150°	7.6	0.0
90°-180°	13.0	0.1
0°-180°	17097.5	100.0

CANDELA DISTRIBUTION:

	0°	90°	180°	270°	360°	Flux
0°	15291	15291	15291	15291	15291	
5°	15239	16257	15239	14448	15239	1446
15°	14352	15226	14352	12411	14352	4011
25°	11309	8052	11309	8818	11309	5120
35°	6053	3118	6053	4037	6053	3779
45°	2189	1467	2189	1599	2189	1791
55°	1108	949	1108	982	1108	1014
65°	676	673	676	670	676	679
75°	404	431	404	418	404	424
85°	112	142	112	135	112	125
90°	0	2	0	0	0	6
95°	1	2	1	0	1	0
105°	1	3	1	1	1	1
115°	1	3	1	1	1	1
125°	1	3	1	1	1	1
135°	2	3	2	1	2	2
145°	3	4	3	3	3	2
155°	5	5	5	5	5	2
165°	8	10	8	8	8	2
175°	10	12	10	10	10	1
180°	11	11	11	11	11	



TEST NUMBER: P1433746
 CATALOG NUMBER: EHBR1-18-UNV-TASM-L940

CANDELA DISTRIBUTION (FULL):

	0°	22.5°	45°	67.5°	90°	112.5°	135°	157.5°	180°	202.5°	225°
0°	15290.9	15290.9	15290.9	15290.9	15290.9	15290.9	15290.9	15290.9	15290.9	15290.9	15290.9
2.5°	15282.0	15479.6	15639.5	15745.1	15797.3	15745.1	15639.5	15479.6	15282.0	15085.6	14950.6
5°	15238.7	15634.4	15969.6	16188.9	16256.9	16188.9	15969.6	15634.4	15238.7	14864.9	14616.8
7.5°	15135.2	15751.7	16249.8	16505.8	16568.3	16505.8	16249.8	15751.7	15135.2	14605.9	14292.6
10°	14977.2	15825.7	16401.2	16584.6	16592.1	16584.6	16401.2	15825.7	14977.2	14264.2	13894.6
12.5°	14725.2	15799.3	16350.4	16290.2	16153.3	16290.2	16350.4	15799.3	14725.2	13846.7	13380.5
15°	14352.5	15643.0	16029.0	15538.9	15225.5	15538.9	16029.0	15643.0	14352.5	13282.9	12742.2
17.5°	13827.2	15350.5	15358.0	14388.6	13797.3	14388.6	15358.0	15350.5	13827.2	12593.6	11998.1
20°	13150.2	14881.5	14434.2	12661.1	11960.6	12661.1	14434.2	14881.5	13150.2	11778.8	11194.5
22.5°	12301.5	14249.0	13147.6	10923.2	9967.5	10923.2	13147.6	14249.0	12301.5	10831.1	10223.0
25°	11308.9	13473.9	11763.6	9029.6	8051.9	9029.6	11763.6	13473.9	11308.9	9702.0	9152.0
27.5°	10141.2	12491.6	10289.8	7378.6	6476.6	7378.6	10289.8	12491.6	10141.2	8536.2	7974.5
30°	8844.4	11232.3	8756.1	5876.2	5045.5	5876.2	8756.1	11232.3	8844.4	7226.4	6723.5
32.5°	7392.4	9998.0	7283.1	4708.4	4004.8	4708.4	7283.1	9998.0	7392.4	5976.5	5451.0
35°	6052.8	8453.6	5955.1	3699.7	3117.8	3699.7	5955.1	8453.6	6052.8	4796.7	4280.5
37.5°	4750.2	6994.4	4747.1	2979.1	2529.0	2979.1	4747.1	6994.4	4750.2	3729.2	3310.2
40°	3695.7	5469.0	3719.4	2378.1	2029.5	2378.1	3719.4	5469.0	3695.7	2837.4	2569.4
42.5°	2800.2	4181.9	2923.5	1951.8	1723.8	1951.8	2923.5	4181.9	2800.2	2235.6	2034.9
45°	2188.9	3077.4	2282.9	1646.7	1467.4	1646.7	2282.9	3077.4	2188.9	1800.4	1665.6
47.5°	1782.6	2378.4	1850.2	1412.4	1286.8	1412.4	1850.2	2378.4	1782.6	1522.8	1421.9
50°	1497.2	1825.0	1536.3	1232.9	1148.6	1232.9	1536.3	1825.0	1497.2	1304.0	1236.7
52.5°	1286.2	1488.4	1308.3	1098.8	1042.0	1098.8	1308.3	1488.4	1286.2	1140.9	1099.1
55°	1108.5	1251.3	1137.7	988.1	948.8	988.1	1137.7	1251.3	1108.5	1015.3	984.4
57.5°	973.5	1061.4	988.1	893.7	867.6	893.7	988.1	1061.4	973.5	903.5	886.8
60°	853.9	919.3	871.9	811.5	804.0	811.5	871.9	919.3	853.9	812.9	802.0
62.5°	761.8	803.1	771.0	737.5	730.9	737.5	771.0	803.1	761.8	730.3	732.3
65°	675.8	714.2	689.0	671.0	673.2	671.0	689.0	714.2	675.8	661.2	664.4
67.5°	609.3	629.3	618.4	608.2	610.7	608.2	618.4	629.3	609.3	594.9	599.8
70°	538.5	560.0	548.8	550.2	554.5	550.2	548.8	560.0	538.5	534.2	537.9
72.5°	470.8	487.4	483.7	487.2	491.7	487.2	483.7	487.4	470.8	470.2	470.5
75°	404.2	416.9	418.6	423.5	430.7	423.5	418.6	416.9	404.2	400.0	405.2
77.5°	331.8	346.1	351.5	358.1	368.7	358.1	351.5	346.1	331.8	334.6	337.2
80°	265.2	271.9	283.9	288.7	303.6	288.7	283.9	271.9	265.2	260.4	264.1
82.5°	194.2	200.1	210.5	219.6	228.3	219.6	210.5	200.1	194.2	191.8	192.1
85°	112.1	121.3	128.2	139.1	141.6	139.1	128.2	121.3	112.1	114.7	112.1
87.5°	39.3	42.1	48.2	52.5	52.7	52.5	48.2	42.1	39.3	40.2	36.4
90°	0.3	0.6	0.8	1.7	2.3	1.7	0.8	0.6	0.3	0.3	0.3
92.5°	0.3	0.6	0.8	1.7	2.3	1.7	0.8	0.6	0.3	0.3	0.3
95°	0.6	0.6	0.8	1.7	2.3	1.7	0.8	0.6	0.6	0.3	0.3
97.5°	0.6	0.6	0.8	1.7	2.3	1.7	0.8	0.6	0.6	0.3	0.3
100°	0.6	0.6	0.8	1.7	2.3	1.7	0.8	0.6	0.6	0.6	0.3
102.5°	0.6	0.8	1.1	2.0	2.3	2.0	1.1	0.8	0.6	0.6	0.3
105°	0.6	0.8	1.1	2.0	2.6	2.0	1.1	0.8	0.6	0.6	0.3
107.5°	0.6	0.8	1.1	2.0	2.6	2.0	1.1	0.8	0.6	0.6	0.6
110°	0.6	0.8	1.1	2.0	2.6	2.0	1.1	0.8	0.6	0.6	0.6



TEST NUMBER: P1433746
 CATALOG NUMBER: EHBR1-18-UNV-TASM-L940

CANDELA DISTRIBUTION (continued):

	0°	22.5°	45°	67.5°	90°	112.5°	135°	157.5°	180°	202.5°	225°
112.5°	0.6	0.8	1.1	2.0	2.6	2.0	1.1	0.8	0.6	0.6	0.6
115°	0.8	0.8	1.1	2.0	2.6	2.0	1.1	0.8	0.8	0.6	0.6
117.5°	0.8	0.8	1.1	2.0	2.6	2.0	1.1	0.8	0.8	0.8	0.6
120°	0.8	0.8	1.4	2.0	2.6	2.0	1.4	0.8	0.8	0.8	0.6
122.5°	1.1	1.1	1.4	2.3	2.6	2.3	1.4	1.1	1.1	1.1	0.8
125°	1.1	1.1	1.7	2.3	2.9	2.3	1.7	1.1	1.1	1.4	1.1
127.5°	1.4	1.4	1.7	2.3	2.9	2.3	1.7	1.4	1.4	1.4	1.1
130°	1.7	1.4	1.7	2.6	2.9	2.6	1.7	1.4	1.7	1.7	1.4
132.5°	2.0	1.7	2.0	2.9	3.2	2.9	2.0	1.7	2.0	2.3	2.0
135°	2.3	1.7	2.3	2.6	3.2	2.6	2.3	1.7	2.3	2.6	2.0
137.5°	2.6	2.0	2.3	2.9	3.2	2.9	2.3	2.0	2.6	2.9	2.6
140°	2.9	2.3	2.3	2.9	3.4	2.9	2.3	2.3	2.9	2.9	2.9
142.5°	3.2	2.6	2.6	3.2	3.4	3.2	2.6	2.6	3.2	3.2	3.2
145°	3.4	3.2	2.9	3.2	3.7	3.2	2.9	3.2	3.4	3.2	3.4
147.5°	3.4	3.2	3.2	3.4	4.0	3.4	3.2	3.2	3.4	3.4	3.7
150°	3.7	3.7	3.4	3.7	4.3	3.7	3.4	3.7	3.7	3.7	4.0
152.5°	4.0	4.0	4.0	4.3	4.6	4.3	4.0	4.0	4.0	4.0	4.3
155°	4.6	4.6	4.6	4.8	5.1	4.8	4.6	4.6	4.6	4.3	4.8
157.5°	5.1	5.4	5.4	5.8	6.1	5.8	5.4	5.4	5.1	5.1	5.4
160°	6.3	6.3	6.6	6.9	7.2	6.9	6.6	6.3	6.3	6.1	6.3
162.5°	6.9	6.9	7.5	7.7	8.3	7.7	7.5	6.9	6.9	6.9	6.9
165°	7.7	7.7	8.3	8.9	9.5	8.9	8.3	7.7	7.7	7.5	7.5
167.5°	8.3	8.3	8.9	9.8	10.3	9.8	8.9	8.3	8.3	8.0	8.0
170°	8.6	8.9	9.5	10.3	10.9	10.3	9.5	8.9	8.6	8.6	8.3
172.5°	9.5	9.5	10.3	11.2	11.7	11.2	10.3	9.5	9.5	9.1	9.1
175°	10.1	10.3	10.9	11.7	12.3	11.7	10.9	10.3	10.1	9.8	9.8
177.5°	10.1	10.6	11.2	12.0	12.6	12.0	11.2	10.6	10.1	9.8	9.8
180°	10.6	10.6	10.6	10.6	10.6	10.6	10.6	10.6	10.6	10.6	10.6



TEST NUMBER: P1433746
 CATALOG NUMBER: EHBR1-18-UNV-TASM-L940

CANDELA DISTRIBUTION (continued):

	247.5°	270°	292.5°	315°	337.5°	360°
0°	15290.9	15290.9	15290.9	15290.9	15290.9	15290.9
2.5°	14846.8	14837.0	14846.8	14950.6	15085.6	15282.0
5°	14501.8	14448.0	14501.8	14616.8	14864.9	15238.7
7.5°	14100.1	14068.9	14100.1	14292.6	14605.9	15135.2
10°	13677.2	13606.4	13677.2	13894.6	14264.2	14977.2
12.5°	13156.0	13062.1	13156.0	13380.5	13846.7	14725.2
15°	12493.0	12410.7	12493.0	12742.2	13282.9	14352.5
17.5°	11781.7	11707.1	11781.7	11998.1	12593.6	13827.2
20°	10888.2	10829.7	10888.2	11194.5	11778.8	13150.2
22.5°	9950.9	9896.1	9950.9	10223.0	10831.1	12301.5
25°	8848.1	8818.3	8848.1	9152.0	9702.0	11308.9
27.5°	7656.5	7605.8	7656.5	7974.5	8536.2	10141.2
30°	6439.1	6355.0	6439.1	6723.5	7226.4	8844.4
32.5°	5248.2	5187.8	5248.2	5451.0	5976.5	7392.4
35°	4097.4	4036.8	4097.4	4280.5	4796.7	6052.8
37.5°	3192.8	3085.8	3192.8	3310.2	3729.2	4750.2
40°	2421.4	2404.2	2421.4	2569.4	2837.4	3695.7
42.5°	1971.3	1924.5	1971.3	2034.9	2235.6	2800.2
45°	1617.4	1599.1	1617.4	1665.6	1800.4	2188.9
47.5°	1390.9	1399.0	1390.9	1421.9	1522.8	1782.6
50°	1222.0	1226.9	1222.0	1236.7	1304.0	1497.2
52.5°	1097.6	1093.3	1097.6	1099.1	1140.9	1286.2
55°	987.5	982.0	987.5	984.4	1015.3	1108.5
57.5°	891.1	895.1	891.1	886.8	903.5	973.5
60°	805.1	808.9	805.1	802.0	812.9	853.9
62.5°	732.6	734.9	732.6	732.3	730.3	761.8
65°	667.8	670.4	667.8	664.4	661.2	675.8
67.5°	605.8	605.8	605.8	599.8	594.9	609.3
70°	547.6	547.3	547.6	537.9	534.2	538.5
72.5°	477.7	484.5	477.7	470.5	470.2	470.8
75°	409.7	417.8	409.7	405.2	400.0	404.2
77.5°	340.9	353.3	340.9	337.2	334.6	331.8
80°	270.4	283.9	270.4	264.1	260.4	265.2
82.5°	199.8	209.9	199.8	192.1	191.8	194.2
85°	119.0	135.1	119.0	112.1	114.7	112.1
87.5°	38.1	48.7	38.1	36.4	40.2	39.3
90°	0.3	0.3	0.3	0.3	0.3	0.3
92.5°	0.3	0.3	0.3	0.3	0.3	0.3
95°	0.3	0.3	0.3	0.3	0.3	0.6
97.5°	0.3	0.6	0.3	0.3	0.3	0.6
100°	0.3	0.6	0.3	0.3	0.6	0.6
102.5°	0.3	0.6	0.3	0.3	0.6	0.6
105°	0.3	0.6	0.3	0.3	0.6	0.6
107.5°	0.3	0.6	0.3	0.6	0.6	0.6
110°	0.3	0.6	0.3	0.6	0.6	0.6



TEST NUMBER: P1433746
 CATALOG NUMBER: EHBR1-18-UNV-TASM-L940

CANDELA DISTRIBUTION (continued):

	247.5°	270°	292.5°	315°	337.5°	360°
112.5°	0.3	0.6	0.3	0.6	0.6	0.6
115°	0.3	0.6	0.3	0.6	0.6	0.8
117.5°	0.3	0.6	0.3	0.6	0.8	0.8
120°	0.3	0.6	0.3	0.6	0.8	0.8
122.5°	0.6	0.6	0.6	0.8	1.1	1.1
125°	0.6	0.8	0.6	1.1	1.4	1.1
127.5°	0.6	0.8	0.6	1.1	1.4	1.4
130°	0.8	0.8	0.8	1.4	1.7	1.7
132.5°	1.1	1.1	1.1	2.0	2.3	2.0
135°	1.4	1.1	1.4	2.0	2.6	2.3
137.5°	1.7	1.4	1.7	2.6	2.9	2.6
140°	2.3	2.0	2.3	2.9	2.9	2.9
142.5°	2.6	2.6	2.6	3.2	3.2	3.2
145°	3.2	3.2	3.2	3.4	3.2	3.4
147.5°	3.7	3.7	3.7	3.7	3.4	3.4
150°	4.3	4.3	4.3	4.0	3.7	3.7
152.5°	4.6	4.8	4.6	4.3	4.0	4.0
155°	5.1	5.4	5.1	4.8	4.3	4.6
157.5°	5.8	6.3	5.8	5.4	5.1	5.1
160°	6.6	6.9	6.6	6.3	6.1	6.3
162.5°	7.2	7.5	7.2	6.9	6.9	6.9
165°	7.7	8.0	7.7	7.5	7.5	7.7
167.5°	8.0	8.0	8.0	8.0	8.0	8.3
170°	8.3	8.6	8.3	8.3	8.6	8.6
172.5°	8.9	9.1	8.9	9.1	9.1	9.5
175°	9.5	9.8	9.5	9.8	9.8	10.1
177.5°	9.8	10.1	9.8	9.8	9.8	10.1
180°	10.6	10.6	10.6	10.6	10.6	10.6



TEST NUMBER: P1433746
 CATALOG NUMBER: EHBR1-18-UNV-TASM-L940

CIE UGR TABLE:

Reflectances:											
Ceiling		0.7	0.7	0.5	0.5	0.3	0.7	0.7	0.5	0.5	0.3
Wall		0.5	0.3	0.5	0.3	0.3	0.5	0.3	0.5	0.3	0.3
Reference plane		0.2	0.2	0.2	0.2	0.2	0.2	0.2	0.2	0.2	0.2
Room dimensions		Viewed crosswise					Viewed endwise				
X=2H	Y=2H	16.50	17.71	16.87	18.02	18.34	15.82	17.03	16.19	17.34	17.66
	3H	18.14	19.21	18.52	19.54	19.91	17.77	18.84	18.15	19.17	19.54
	4H	18.84	19.84	19.25	20.20	20.59	18.63	19.63	19.03	19.98	20.37
	6H	19.42	20.34	19.83	20.71	21.11	19.38	20.30	19.80	20.67	21.07
	8H	19.62	20.49	20.05	20.88	21.29	19.67	20.54	20.10	20.93	21.34
	12H	19.74	20.57	20.18	20.96	21.39	19.86	20.69	20.30	21.08	21.51
4H	2H	16.96	17.96	17.37	18.32	18.70	16.45	17.45	16.85	17.80	18.19
	3H	18.87	19.70	19.29	20.10	20.51	18.63	19.45	19.04	19.86	20.26
	4H	19.73	20.47	20.17	20.89	21.34	19.62	20.36	20.06	20.78	21.23
	6H	20.45	21.09	20.92	21.54	22.01	20.52	21.16	20.98	21.60	22.07
	8H	20.71	21.31	21.18	21.76	22.23	20.86	21.46	21.34	21.91	22.38
	12H	20.88	21.40	21.37	21.89	22.37	21.11	21.64	21.60	22.12	22.60
8H	4H	20.04	20.63	20.51	21.08	21.56	19.96	20.56	20.44	21.01	21.48
	6H	20.92	21.40	21.42	21.90	22.38	21.02	21.50	21.52	22.00	22.48
	8H	21.27	21.70	21.79	22.22	22.71	21.46	21.90	21.99	22.41	22.91
	12H	21.53	21.90	22.04	22.40	22.98	21.82	22.20	22.34	22.70	23.27
12H	4H	20.07	20.59	20.56	21.08	21.55	19.99	20.52	20.48	21.00	21.48
	6H	20.99	21.42	21.51	21.94	22.43	21.09	21.52	21.61	22.04	22.53
	8H	21.40	21.78	21.92	22.28	22.85	21.60	21.98	22.12	22.48	23.06

Cooper Lighting Solutions Photometric Lab
1121 Highway 74 South
Peachtree City, GA 30269



LM-79-2019: Approved Method: Electrical and Photometric Measurements of Solid-State Lighting Products

Report Prepared for

Cooper Lighting Solutions

Metalux

Report Number: SP1-2506-472-6

Test Date: 08/01/2025

Luminaire Tested: EHBR-60-L935-N

Data in this report applies to families of products including EHBR-60-L935-N

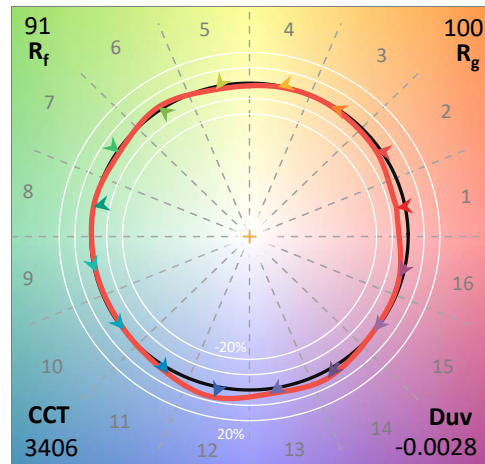
Test Information

Test Method: LM-79-2019
 Report Number: SP1-2506-472-6
 Test Lab: COOPER LIGHTING SOLUTIONS
 Photometer: SP1 - 76IN SPHERE
 Measurement Geometry: 4π
 Issue Date: 08/05/2025
 Manufacturer: COOPER LIGHTING SOLUTIONS
 Product Line: Metalux
 Catalog Number: **EHBR-60-L935-N**
 Description: Elevate Round Highbay at, 60000 lumens, 3500K 90CRI LEDs with N lens

Spectral Parameters

CCT (K): 3406
 CIE u': 0.2394
 CIE v': 0.5094
 Duv: -0.0028
 CIE x: 0.4076
 CIE y: 0.3856
 CIE z: 0.2068
 Peak Wavelength (nm): 630
 Dominant Wavelength (nm): 582
 Purity: 38.0517
 Rf: 91.3
 Rg: 100

CRI (Ra):	94.6		
R1:	96.6	R9:	63.8
R2:	98.4	R10:	94.7
R3:	98.1	R11:	96.6
R4:	95.8	R12:	80.9
R5:	96.2	R13:	97.4
R6:	95.4	R14:	98.3
R7:	91.8	R15:	93.1
R8:	84.4		



Test Conditions

Stabilization Time: 35M
 Operation Time: 1H 35M
 Sphere Temperature (°C): 25.0

REPORT NUMBER: SP1-2506-472-6

Measurement and Test Equipment			
Instrument	Identification Number	Calibration Date	Calibration Due Date
Photometer	76INCH SPHERE IN0058	6/16/2025	12/16/2025
Power Meter	XITRON INXT2011004	1/21/2025	1/21/2026
AC Power Source	CHROMA 61603 IN0063	10/22/2024	10/22/2025
DC Power Source	AGILENT E3634A IN0208	10/22/2024	10/22/2025
Sphere Thermometer	ONSET IN0085	10/22/2024	10/22/2025
Room Thermometer	ONSET IN0046	10/22/2024	10/22/2025

REPORT NUMBER: SP1-2506-472-6

CIE 1931 Chromaticity Diagram



CIE 1931 Chromaticity Diagram with 2017 ANSI 7-Step and 4-Step Quadrangles



Point lies inside the ANSI 3500K 4-step quadrangle

REPORT NUMBER: SP1-2506-472-6

Photopic Flux vs. Wavelength

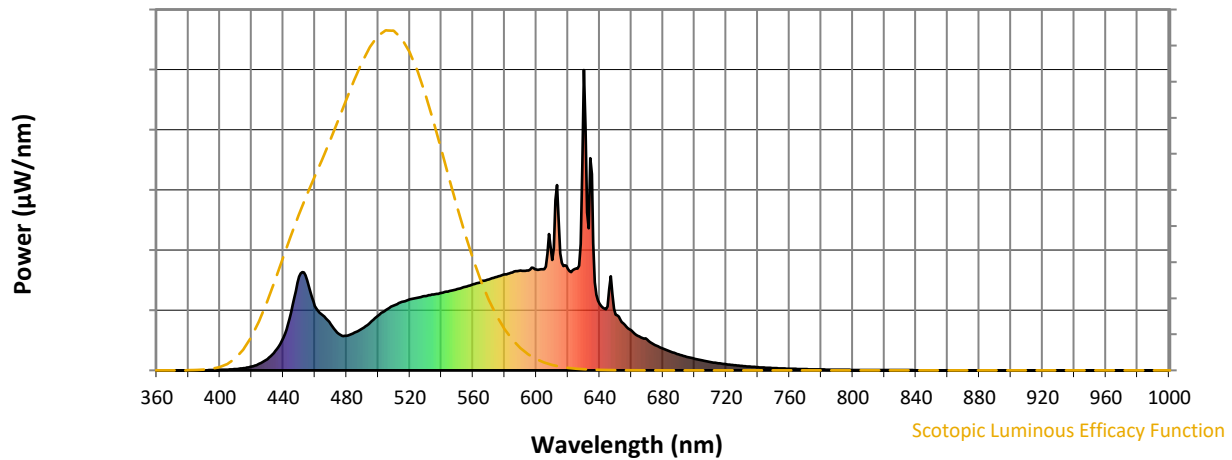


Photopic Lumens: NR

λ (nm)	Power W [^] /nm	Lumens (ϕ /nm)	λ (nm)	Power W [^] /nm	Lumens (ϕ /nm)	λ (nm)	Power W [^] /nm	Lumens (ϕ /nm)	λ (nm)	Power W [^] /nm	Lumens (ϕ /nm)	λ (nm)	Power W [^] /nm	Lumens (ϕ /nm)
360	0	NR	490	140	NR	620	338	NR	750	8	NR	880	0	NR
365	0	NR	495	159	NR	625	339	NR	755	7	NR	885	0	NR
370	0	NR	500	182	NR	630	1000	NR	760	5	NR	890	0	NR
375	0	NR	505	202	NR	635	653	NR	765	5	NR	895	0	NR
380	0	NR	510	216	NR	640	222	NR	770	4	NR	900	0	NR
385	0	NR	515	228	NR	645	214	NR	775	3	NR	905	0	NR
390	0	NR	520	236	NR	650	185	NR	780	3	NR	910	0	NR
395	1	NR	525	242	NR	655	157	NR	785	3	NR	915	0	NR
400	2	NR	530	248	NR	660	133	NR	790	2	NR	920	0	NR
405	3	NR	535	253	NR	665	113	NR	795	2	NR	925	0	NR
410	4	NR	540	258	NR	670	103	NR	800	2	NR	930	0	NR
415	7	NR	545	264	NR	675	85	NR	805	1	NR	935	0	NR
420	13	NR	550	270	NR	680	72	NR	810	1	NR	940	0	NR
425	22	NR	555	278	NR	685	62	NR	815	1	NR	945	0	NR
430	38	NR	560	286	NR	690	53	NR	820	1	NR	950	0	NR
435	65	NR	565	295	NR	695	45	NR	825	1	NR	955	0	NR
440	108	NR	570	303	NR	700	39	NR	830	1	NR	960	0	NR
445	193	NR	575	311	NR	705	33	NR	835	1	NR	965	0	NR
450	312	NR	580	319	NR	710	28	NR	840	1	NR	970	0	NR
455	300	NR	585	326	NR	715	24	NR	845	0	NR	975	0	NR
460	214	NR	590	332	NR	720	20	NR	850	0	NR	980	0	NR
465	184	NR	595	333	NR	725	17	NR	855	0	NR	985	0	NR
470	153	NR	600	336	NR	730	15	NR	860	0	NR	990	0	NR
475	122	NR	605	337	NR	735	12	NR	865	0	NR	995	0	NR
480	115	NR	610	367	NR	740	10	NR	870	0	NR	1000	0	NR
485	125	NR	615	390	NR	745	9	NR	875	0	NR			

REPORT NUMBER: SP1-2506-472-6

Scotopic Flux vs. Wavelength



Scotopic Lumens: NR

S/P: 1.62

λ (nm)	Power W [^] /nm	Lumens (φ/nm)	λ (nm)	Power W [^] /nm	Lumens (φ/nm)	λ (nm)	Power W [^] /nm	Lumens (φ/nm)	λ (nm)	Power W [^] /nm	Lumens (φ/nm)	λ (nm)	Power W [^] /nm	Lumens (φ/nm)
360	0	NR	490	140	NR	620	338	NR	750	8	NR	880	0	NR
365	0	NR	495	159	NR	625	339	NR	755	7	NR	885	0	NR
370	0	NR	500	182	NR	630	1000	NR	760	5	NR	890	0	NR
375	0	NR	505	202	NR	635	653	NR	765	5	NR	895	0	NR
380	0	NR	510	216	NR	640	222	NR	770	4	NR	900	0	NR
385	0	NR	515	228	NR	645	214	NR	775	3	NR	905	0	NR
390	0	NR	520	236	NR	650	185	NR	780	3	NR	910	0	NR
395	1	NR	525	242	NR	655	157	NR	785	3	NR	915	0	NR
400	2	NR	530	248	NR	660	133	NR	790	2	NR	920	0	NR
405	3	NR	535	253	NR	665	113	NR	795	2	NR	925	0	NR
410	4	NR	540	258	NR	670	103	NR	800	2	NR	930	0	NR
415	7	NR	545	264	NR	675	85	NR	805	1	NR	935	0	NR
420	13	NR	550	270	NR	680	72	NR	810	1	NR	940	0	NR
425	22	NR	555	278	NR	685	62	NR	815	1	NR	945	0	NR
430	38	NR	560	286	NR	690	53	NR	820	1	NR	950	0	NR
435	65	NR	565	295	NR	695	45	NR	825	1	NR	955	0	NR
440	108	NR	570	303	NR	700	39	NR	830	1	NR	960	0	NR
445	193	NR	575	311	NR	705	33	NR	835	1	NR	965	0	NR
450	312	NR	580	319	NR	710	28	NR	840	1	NR	970	0	NR
455	300	NR	585	326	NR	715	24	NR	845	0	NR	975	0	NR
460	214	NR	590	332	NR	720	20	NR	850	0	NR	980	0	NR
465	184	NR	595	333	NR	725	17	NR	855	0	NR	985	0	NR
470	153	NR	600	336	NR	730	15	NR	860	0	NR	990	0	NR
475	122	NR	605	337	NR	735	12	NR	865	0	NR	995	0	NR
480	115	NR	610	367	NR	740	10	NR	870	0	NR	1000	0	NR
485	125	NR	615	390	NR	745	9	NR	875	0	NR			

REPORT NUMBER: SP1-2506-472-6

Melanopic Flux vs. Wavelength



Melanopic Lumens: NR

M/P: 3.3

λ (nm)	Power W [^] /nm	Lumens (φ/nm)	λ (nm)	Power W [^] /nm	Lumens (φ/nm)	λ (nm)	Power W [^] /nm	Lumens (φ/nm)	λ (nm)	Power W [^] /nm	Lumens (φ/nm)	λ (nm)	Power W [^] /nm	Lumens (φ/nm)
360	0	NR	490	140	NR	620	338	NR	750	8	NR	880	0	NR
365	0	NR	495	159	NR	625	339	NR	755	7	NR	885	0	NR
370	0	NR	500	182	NR	630	1000	NR	760	5	NR	890	0	NR
375	0	NR	505	202	NR	635	653	NR	765	5	NR	895	0	NR
380	0	NR	510	216	NR	640	222	NR	770	4	NR	900	0	NR
385	0	NR	515	228	NR	645	214	NR	775	3	NR	905	0	NR
390	0	NR	520	236	NR	650	185	NR	780	3	NR	910	0	NR
395	1	NR	525	242	NR	655	157	NR	785	3	NR	915	0	NR
400	2	NR	530	248	NR	660	133	NR	790	2	NR	920	0	NR
405	3	NR	535	253	NR	665	113	NR	795	2	NR	925	0	NR
410	4	NR	540	258	NR	670	103	NR	800	2	NR	930	0	NR
415	7	NR	545	264	NR	675	85	NR	805	1	NR	935	0	NR
420	13	NR	550	270	NR	680	72	NR	810	1	NR	940	0	NR
425	22	NR	555	278	NR	685	62	NR	815	1	NR	945	0	NR
430	38	NR	560	286	NR	690	53	NR	820	1	NR	950	0	NR
435	65	NR	565	295	NR	695	45	NR	825	1	NR	955	0	NR
440	108	NR	570	303	NR	700	39	NR	830	1	NR	960	0	NR
445	193	NR	575	311	NR	705	33	NR	835	1	NR	965	0	NR
450	312	NR	580	319	NR	710	28	NR	840	1	NR	970	0	NR
455	300	NR	585	326	NR	715	24	NR	845	0	NR	975	0	NR
460	214	NR	590	332	NR	720	20	NR	850	0	NR	980	0	NR
465	184	NR	595	333	NR	725	17	NR	855	0	NR	985	0	NR
470	153	NR	600	336	NR	730	15	NR	860	0	NR	990	0	NR
475	122	NR	605	337	NR	735	12	NR	865	0	NR	995	0	NR
480	115	NR	610	367	NR	740	10	NR	870	0	NR	1000	0	NR
485	125	NR	615	390	NR	745	9	NR	875	0	NR			

Summary

$R_f = 91.3$
 $R_g = 100$
 $CIE R_a = 94.6$
 $R_9 = 63.8$



Color Vector Graphics

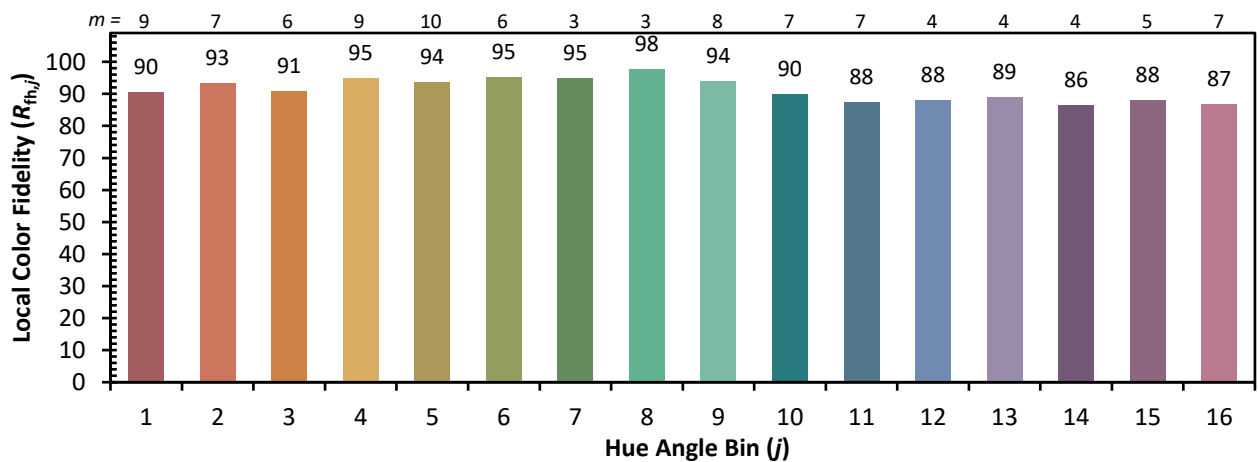
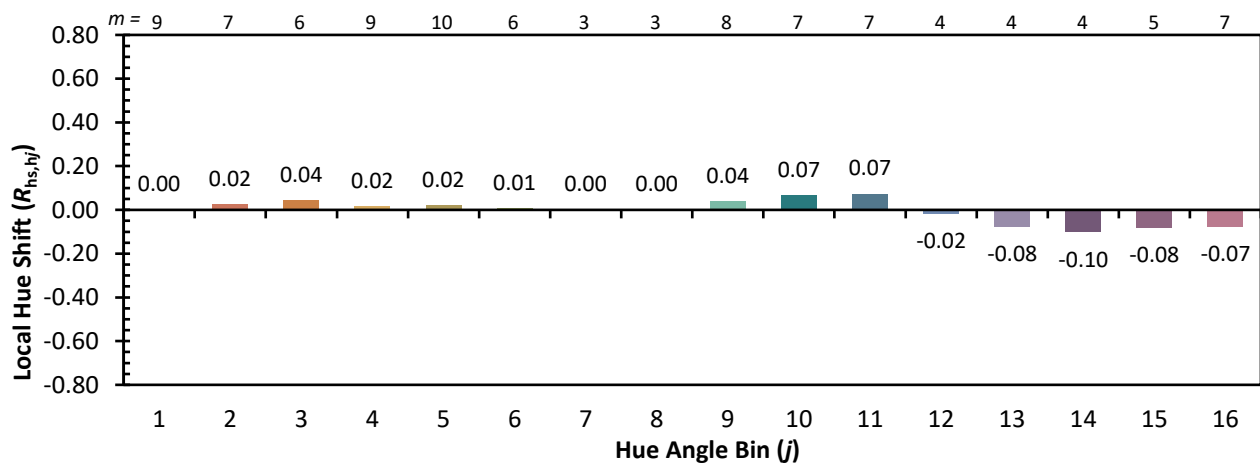


Individual Sample Fidelity Index ($R_{f,i}$)

CES01 = 86	CES26 = 94	CES51 = 97	CES76 = 90
CES02 = 63	CES27 = 92	CES52 = 98	CES77 = 86
CES03 = 31	CES28 = 97	CES53 = 98	CES78 = 86
CES04 = 70	CES29 = 97	CES54 = 93	CES79 = 90
CES05 = 50	CES30 = 92	CES55 = 92	CES80 = 91
CES06 = 51	CES31 = 97	CES56 = 96	CES81 = 74
CES07 = 43	CES32 = 89	CES57 = 94	CES82 = 96
CES08 = 41	CES33 = 99	CES58 = 95	CES83 = 94
CES09 = 29	CES34 = 94	CES59 = 98	CES84 = 95
CES10 = 75	CES35 = 97	CES60 = 92	CES85 = 79
CES11 = 58	CES36 = 81	CES61 = 93	CES86 = 79
CES12 = 64	CES37 = 96	CES62 = 86	CES87 = 92
CES13 = 44	CES38 = 87	CES63 = 94	CES88 = 98
CES14 = 74	CES39 = 99	CES64 = 91	CES89 = 84
CES15 = 72	CES40 = 97	CES65 = 90	CES90 = 96
CES16 = 48	CES41 = 96	CES66 = 89	CES91 = 75
CES17 = 49	CES42 = 94	CES67 = 88	CES92 = 76
CES18 = 56	CES43 = 93	CES68 = 89	CES93 = 86
CES19 = 71	CES44 = 99	CES69 = 90	CES94 = 74
CES20 = 67	CES45 = 97	CES70 = 88	CES95 = 83
CES21 = 86	CES46 = 97	CES71 = 83	CES96 = 92
CES22 = 78	CES47 = 91	CES72 = 94	CES97 = 96
CES23 = 91	CES48 = 91	CES73 = 83	CES98 = 95
CES24 = 90	CES49 = 96	CES74 = 90	CES99 = 92
CES25 = 71	CES50 = 98	CES75 = 85	



Color Rendition by Hue-Angle Bin



Measure Comparisons



(END OF REPORT)