

Cooper Lighting Solutions Photometric Lab
1121 Highway 74 South
Peachtree City, GA 30269



Scaled data based on original data using
LM-79-2019 Approved Method: Electrical and Photometric Measurements of Solid-
State Lighting Products

Test Report Prepared for
Cooper Lighting Solutions

Brand: METALUX

Report Number: P1436594

Luminaire Tested: EHBR1-36-UNV-M-L940

Issue Date: 3/25/2026

Test Information

Test Method: LM-79-2019
Report Number: P1436594
TEST IS SCALED FROM IESNA LM-79-08 TEST DATA (G3-2603-725-1)
Test Lab: INNOVATION CENTER
Issue Date: 3/25/2026
Manufacturer: COOPER LIGHTING SOLUTIONS
Product Line: METALUX
Catalog Number: EHBR1-36-UNV-M-L940
Description: Elevate Round Highbay at, 36000 lumens, 4000K 90CRI LEDs with M lens
Light Source: -
Ballast/Driver: -

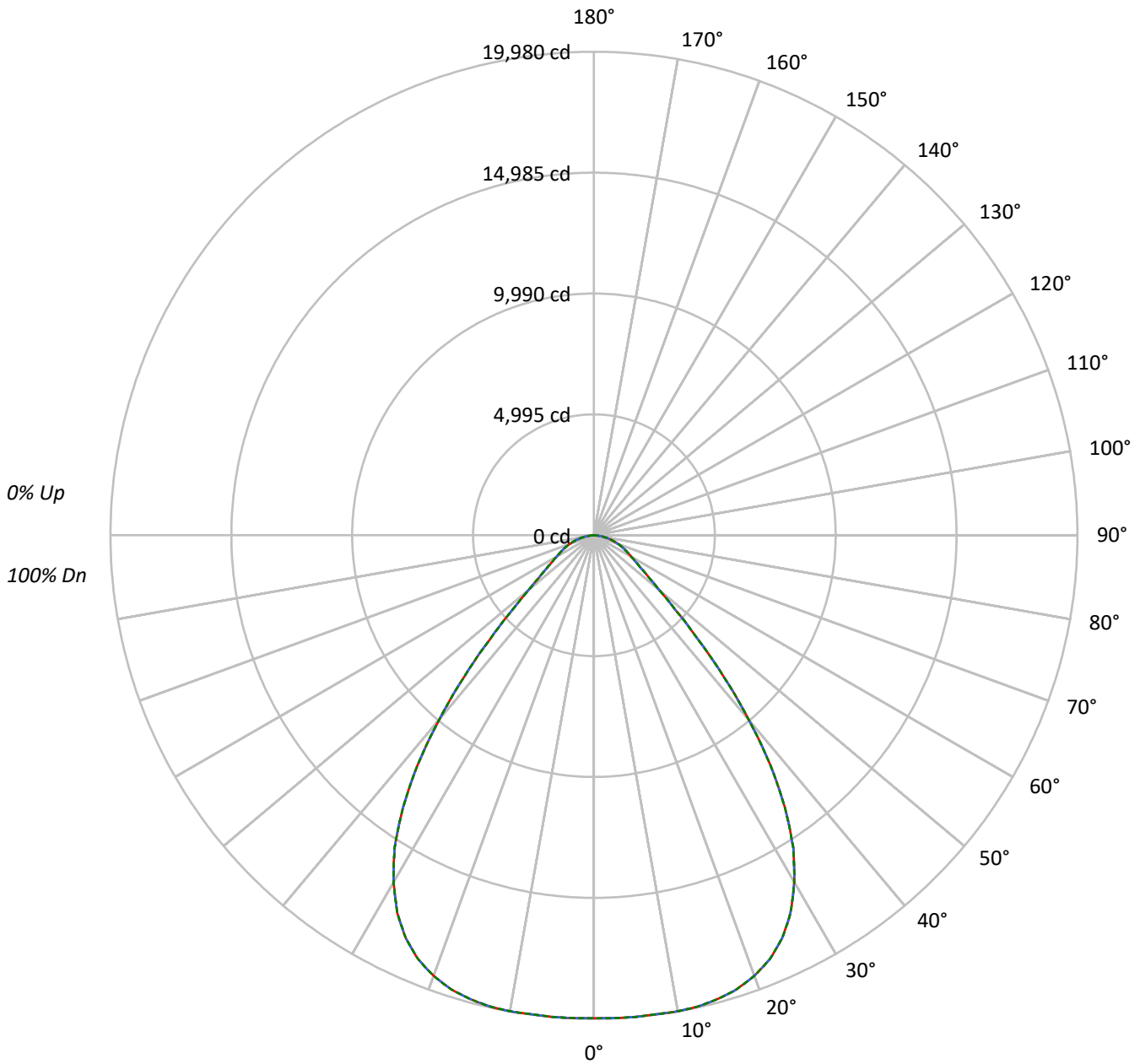
Summary

Lumens per Lamp: N/A
Luminaire Lumens: 33784.3 lumens
Efficiency: N/A
Efficacy: 176.5 lumens/watt
Spacing Criteria (0/90/45): 1.21 / 1.21 / 1.15
Luminous Opening: Circular (Dia: 1.71' x H: 0')
CIE Type: Direct

Input Watts (W): 191.4
Input Voltage (V): NR
Input Current (Ain): NR
Voltage Rise (V): NR
Power Factor: NR
Total Harmonic Distortion (THDi): NR
Frequency (hertz): 60
Stabilization Time: NR
Operation Time: NR
Ambient Temperature (°C): NR
Test Distance: 24 FT

TEST NUMBER: P1436594
CATALOG NUMBER: EHBR1-36-UNV-M-L940

Luminous Intensity Polar Plot



— 0°-180° - - 45°-225° - · - · 90°-270°



TEST NUMBER: P1436594
 CATALOG NUMBER: EHBR1-36-UNV-M-L940

COEFFICIENT OF UTILIZATION - ZONAL CAVITY METHOD:

RF	20				20				20				20				20	
RC	80				70				50				30				10	0
RW	70	50	30	10	70	50	30	10	50	30	10	50	30	10	50	30	10	0
RCR																		
0	119	119	119	119	116	116	116	116	111	111	111	106	106	106	102	102	102	100
1	112	108	105	102	109	106	103	100	102	99	97	98	96	94	94	93	92	90
2	104	98	93	88	102	96	91	87	93	89	85	90	86	83	87	84	82	80
3	97	89	83	78	95	87	82	77	85	80	76	82	78	74	80	76	73	71
4	91	81	74	69	89	80	73	68	78	72	68	75	71	67	73	69	66	64
5	85	74	67	62	83	73	66	61	71	65	61	70	64	60	68	63	60	58
6	79	68	61	56	78	67	61	55	66	60	55	64	59	55	63	58	54	52
7	74	63	56	51	73	62	55	50	61	55	50	60	54	50	58	53	50	48
8	70	58	51	46	69	58	51	46	57	50	46	55	50	46	54	49	45	44
9	66	54	47	42	65	54	47	42	53	47	42	52	46	42	51	46	42	40
10	62	51	44	39	61	50	44	39	49	43	39	48	43	39	48	42	39	37

AVERAGE LUMINANCE (cd/sqm):

	0°	45°	90°
0°	93737	93737	93737
5°	94187	94187	94187
10°	95252	95252	95252
15°	96444	96444	96444
20°	96828	96828	96828
25°	95268	95268	95268
30°	89795	89795	89795
35°	78890	78890	78890
40°	61055	61055	61055
45°	40336	40336	40336
50°	25765	25765	25765
55°	19518	19518	19518
60°	16769	16769	16769
65°	15663	15663	15663
70°	14821	14821	14821
75°	13461	13461	13461
80°	11537	11537	11537
85°	7877	7877	7877

MAXIMUM LUMINANCE 45°-90°:

Horizontal Angle: 0°
 Vertical Angle: 45°
 Luminance: 40336 cd/sqm



TEST NUMBER: P1436594
 CATALOG NUMBER: EHBR1-36-UNV-M-L940

ZONAL LUMENS:

Zone	Lumens	% Fixture
0°-10°	1906.4	5.6
10°-20°	5598.6	16.6
20°-30°	8400.5	24.9
30°-40°	8451.8	25.0
40°-50°	4838.0	14.3
50°-60°	2212.8	6.5
60°-70°	1404.0	4.2
70°-80°	787.5	2.3
80°-90°	184.7	0.5
90°-100°	0.0	0.0
100°-110°	0.0	0.0
110°-120°	0.0	0.0
120°-130°	0.0	0.0
130°-140°	0.0	0.0
140°-150°	0.0	0.0
150°-160°	0.0	0.0
160°-170°	0.0	0.0
170°-180°	0.0	0.0
0°-30°	15905.5	47.1
0°-40°	24357.3	72.1
0°-60°	31408.1	93.0
0°-90°	33784.3	100.0
90°-120°	0.0	0.0
90°-150°	0.0	0.0
90°-180°	0.0	0.0
0°-180°	33784.3	100.0

CANDELA DISTRIBUTION:

	0°	22.5°	45°	67.5°	90°	Flux
0°	19961	19961	19961	19961	19961	
5°	19980	19980	19980	19980	19980	1906
15°	19837	19837	19837	19837	19837	5599
25°	18386	18386	18386	18386	18386	8400
35°	13761	13761	13761	13761	13761	8452
45°	6074	6074	6074	6074	6074	4838
55°	2384	2384	2384	2384	2384	2213
65°	1410	1410	1410	1410	1410	1404
75°	742	742	742	742	742	788
85°	146	146	146	146	146	185
90°	0	0	0	0	0	



TEST NUMBER: P1436594
 CATALOG NUMBER: EHBR1-36-UNV-M-L940

CANDELA DISTRIBUTION (FULL):

	0°	22.5°	45°	67.5°	90°
0°	19960.6	19960.6	19960.6	19960.6	19960.6
2.5°	19970.4	19970.4	19970.4	19970.4	19970.4
5°	19980.1	19980.1	19980.1	19980.1	19980.1
7.5°	19966.4	19966.4	19966.4	19966.4	19966.4
10°	19975.0	19975.0	19975.0	19975.0	19975.0
12.5°	19940.7	19940.7	19940.7	19940.7	19940.7
15°	19837.3	19837.3	19837.3	19837.3	19837.3
17.5°	19666.5	19666.5	19666.5	19666.5	19666.5
20°	19375.3	19375.3	19375.3	19375.3	19375.3
22.5°	18974.8	18974.8	18974.8	18974.8	18974.8
25°	18386.0	18386.0	18386.0	18386.0	18386.0
27.5°	17593.9	17593.9	17593.9	17593.9	17593.9
30°	16559.5	16559.5	16559.5	16559.5	16559.5
32.5°	15335.0	15335.0	15335.0	15335.0	15335.0
35°	13761.0	13761.0	13761.0	13761.0	13761.0
37.5°	11977.9	11977.9	11977.9	11977.9	11977.9
40°	9959.5	9959.5	9959.5	9959.5	9959.5
42.5°	7958.8	7958.8	7958.8	7958.8	7958.8
45°	6073.5	6073.5	6073.5	6073.5	6073.5
47.5°	4572.0	4572.0	4572.0	4572.0	4572.0
50°	3526.7	3526.7	3526.7	3526.7	3526.7
52.5°	2849.4	2849.4	2849.4	2849.4	2849.4
55°	2383.9	2383.9	2383.9	2383.9	2383.9
57.5°	2041.2	2041.2	2041.2	2041.2	2041.2
60°	1785.4	1785.4	1785.4	1785.4	1785.4
62.5°	1587.8	1587.8	1587.8	1587.8	1587.8
65°	1409.6	1409.6	1409.6	1409.6	1409.6
67.5°	1245.6	1245.6	1245.6	1245.6	1245.6
70°	1079.4	1079.4	1079.4	1079.4	1079.4
72.5°	912.1	912.1	912.1	912.1	912.1
75°	741.9	741.9	741.9	741.9	741.9
77.5°	580.2	580.2	580.2	580.2	580.2
80°	426.6	426.6	426.6	426.6	426.6
82.5°	278.2	278.2	278.2	278.2	278.2
85°	146.2	146.2	146.2	146.2	146.2
87.5°	41.7	41.7	41.7	41.7	41.7
90°	0.0	0.0	0.0	0.0	0.0



TEST NUMBER: P1436594
 CATALOG NUMBER: EHBR1-36-UNV-M-L940

CIE UGR TABLE:

Reflectances:											
Ceiling		0.7	0.7	0.5	0.5	0.3	0.7	0.7	0.5	0.5	0.3
Wall		0.5	0.3	0.5	0.3	0.3	0.5	0.3	0.5	0.3	0.3
Reference plane		0.2	0.2	0.2	0.2	0.2	0.2	0.2	0.2	0.2	0.2
Room dimensions		Viewed crosswise					Viewed endwise				
X=2H	Y=2H	19.13	20.40	19.49	20.72	21.03	19.13	20.40	19.49	20.72	21.03
	3H	20.70	21.84	21.08	22.17	22.53	20.70	21.84	21.08	22.17	22.53
	4H	21.29	22.34	21.69	22.69	23.08	21.29	22.34	21.69	22.69	23.08
	6H	21.68	22.65	22.10	23.02	23.42	21.68	22.65	22.10	23.02	23.42
	8H	21.79	22.70	22.22	23.09	23.50	21.79	22.70	22.22	23.09	23.50
	12H	21.83	22.70	22.26	23.09	23.52	21.83	22.70	22.26	23.09	23.52
4H	2H	19.62	20.67	20.02	21.02	21.41	19.62	20.67	20.02	21.02	21.41
	3H	21.42	22.29	21.84	22.69	23.10	21.42	22.29	21.84	22.69	23.10
	4H	22.13	22.90	22.56	23.32	23.76	22.13	22.90	22.56	23.32	23.76
	6H	22.63	23.30	23.10	23.75	24.22	22.63	23.30	23.10	23.75	24.22
	8H	22.77	23.39	23.24	23.84	24.31	22.77	23.39	23.24	23.84	24.31
	12H	22.83	23.38	23.32	23.87	24.34	22.83	23.38	23.32	23.87	24.34
8H	4H	22.35	22.98	22.82	23.42	23.89	22.35	22.98	22.82	23.42	23.89
	6H	22.97	23.47	23.47	23.97	24.45	22.97	23.47	23.47	23.97	24.45
	8H	23.16	23.61	23.68	24.13	24.62	23.16	23.61	23.68	24.13	24.62
	12H	23.28	23.68	23.79	24.17	24.74	23.28	23.68	23.79	24.17	24.74
12H	4H	22.35	22.90	22.84	23.39	23.86	22.35	22.90	22.84	23.39	23.86
	6H	22.99	23.44	23.51	23.96	24.45	22.99	23.44	23.51	23.96	24.45
	8H	23.22	23.62	23.74	24.12	24.69	23.22	23.62	23.74	24.12	24.69

LM-79-2019: Approved Method: Electrical and Photometric Measurements of Solid-
State Lighting Products

Report Prepared for

Cooper Lighting Solutions

Metalux

Report Number: SP1-2506-472-7

Test Date: 08/04/2025

Luminaire Tested: EHBR-60-L940-N

Data in this report applies to families of products including EHBR-60-L940-N

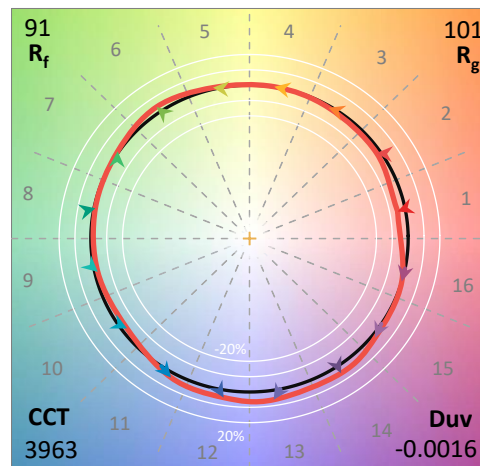
Test Information

Test Method: LM-79-2019
 Report Number: SP1-2506-472-7
 Test Lab: COOPER LIGHTING SOLUTIONS
 Photometer: SP1 - 76IN SPHERE
 Measurement Geometry: 4π
 Issue Date: 08/05/2025
 Manufacturer: COOPER LIGHTING SOLUTIONS
 Product Line: Metalux
 Catalog Number: **EHBR-60-L940-N**
 Description: Elevate Round Highbay at, 60000 lumens, 4000K 90CRI LEDs with N lens

Spectral Parameters

CCT (K): 3963
 CIE u': 0.2267
 CIE v': 0.5003
 Duv: -0.0016
 CIE x: 0.3810
 CIE y: 0.3738
 CIE z: 0.2453
 Peak Wavelength (nm): 630
 Dominant Wavelength (nm): 580
 Purity: 26.49712
 Rf: 90.7
 Rg: 101

CRI (Ra):	93.4		
R1:	95.2	R9:	66.4
R2:	95.1	R10:	86.6
R3:	93.3	R11:	94.4
R4:	94.5	R12:	75.4
R5:	94.2	R13:	95.0
R6:	92.9	R14:	95.4
R7:	94.0	R15:	92.8
R8:	87.7		



Test Conditions

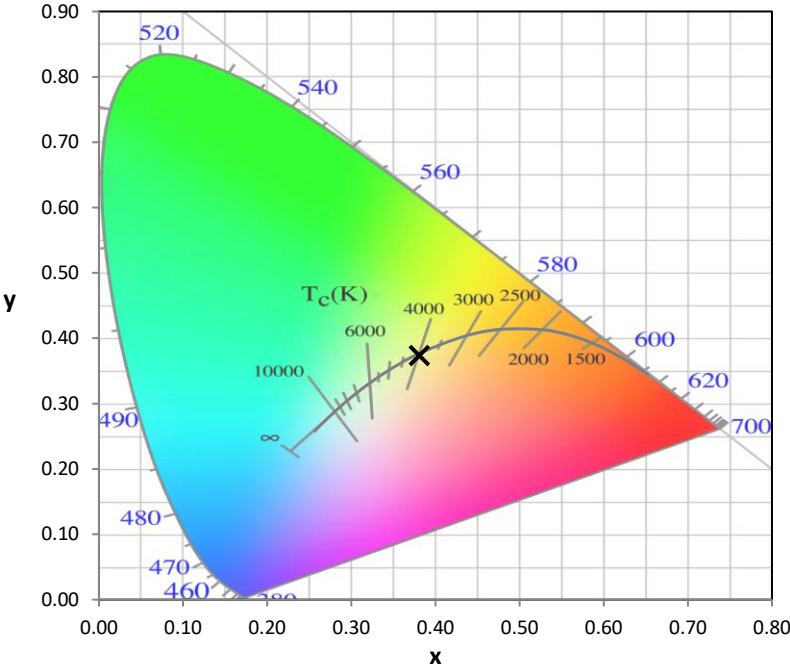
Stabilization Time: 44M
 Operation Time: 1H 44M
 Sphere Temperature (°C): 25.0

REPORT NUMBER: SP1-2506-472-7

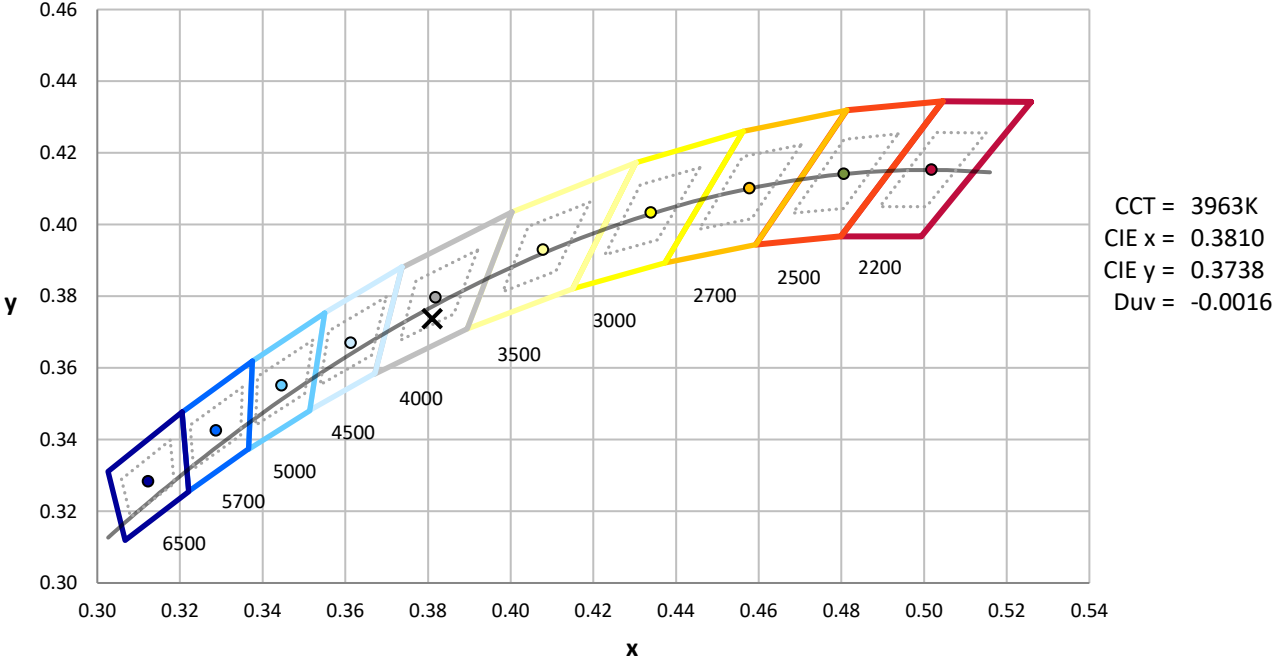
Measurement and Test Equipment			
Instrument	Identification Number	Calibration Date	Calibration Due Date
Photometer	76INCH SPHERE IN0058	6/16/2025	12/16/2025
Power Meter	XITRON INXT2011004	1/21/2025	1/21/2026
AC Power Source	CHROMA 61603 IN0063	10/22/2024	10/22/2025
DC Power Source	AGILENT E3634A IN0208	10/22/2024	10/22/2025
Sphere Thermometer	ONSET IN0085	10/22/2024	10/22/2025
Room Thermometer	ONSET IN0046	10/22/2024	10/22/2025

REPORT NUMBER: SP1-2506-472-7

CIE 1931 Chromaticity Diagram



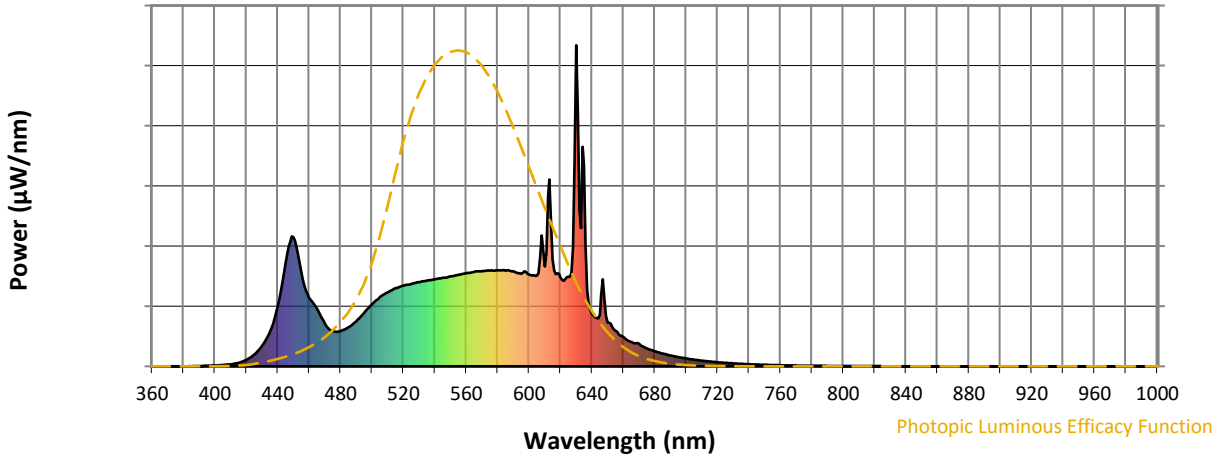
CIE 1931 Chromaticity Diagram with 2017 ANSI 7-Step and 4-Step Quadrangles



Point lies inside the ANSI 4000K 4-step quadrangle

REPORT NUMBER: SP1-2506-472-7

Photopic Flux vs. Wavelength

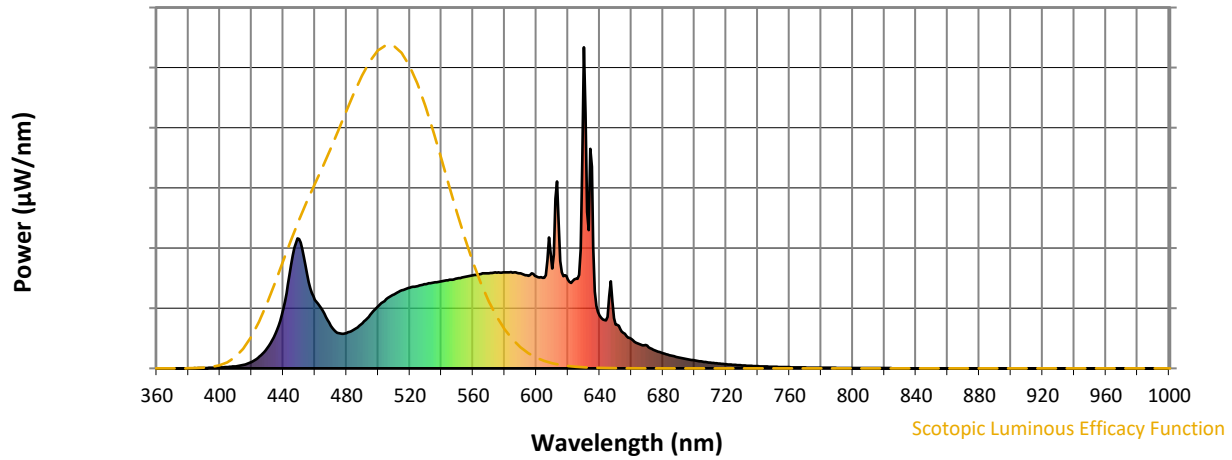


Photopic Lumens: NR

λ (nm)	Power W [^] /nm	Lumens (φ/nm)	λ (nm)	Power W [^] /nm	Lumens (φ/nm)	λ (nm)	Power W [^] /nm	Lumens (φ/nm)	λ (nm)	Power W [^] /nm	Lumens (φ/nm)	λ (nm)	Power W [^] /nm	Lumens (φ/nm)
360	0	NR	490	141	NR	620	276	NR	750	5	NR	880	0	NR
365	0	NR	495	167	NR	625	279	NR	755	4	NR	885	0	NR
370	0	NR	500	193	NR	630	1000	NR	760	4	NR	890	0	NR
375	0	NR	505	215	NR	635	628	NR	765	3	NR	895	0	NR
380	0	NR	510	230	NR	640	164	NR	770	3	NR	900	0	NR
385	0	NR	515	243	NR	645	161	NR	775	2	NR	905	0	NR
390	1	NR	520	251	NR	650	137	NR	780	2	NR	910	0	NR
395	2	NR	525	256	NR	655	111	NR	785	2	NR	915	0	NR
400	3	NR	530	262	NR	660	92	NR	790	1	NR	920	0	NR
405	4	NR	535	267	NR	665	76	NR	795	1	NR	925	0	NR
410	6	NR	540	271	NR	670	71	NR	800	1	NR	930	0	NR
415	11	NR	545	276	NR	675	56	NR	805	1	NR	935	0	NR
420	20	NR	550	280	NR	680	47	NR	810	1	NR	940	0	NR
425	37	NR	555	285	NR	685	40	NR	815	1	NR	945	0	NR
430	63	NR	560	290	NR	690	34	NR	820	1	NR	950	0	NR
435	108	NR	565	294	NR	695	29	NR	825	1	NR	955	0	NR
440	186	NR	570	296	NR	700	25	NR	830	0	NR	960	0	NR
445	323	NR	575	298	NR	705	21	NR	835	0	NR	965	0	NR
450	403	NR	580	299	NR	710	18	NR	840	0	NR	970	0	NR
455	293	NR	585	298	NR	715	15	NR	845	0	NR	975	0	NR
460	214	NR	590	296	NR	720	13	NR	850	0	NR	980	0	NR
465	180	NR	595	288	NR	725	11	NR	855	0	NR	985	0	NR
470	132	NR	600	286	NR	730	9	NR	860	0	NR	990	0	NR
475	109	NR	605	282	NR	735	8	NR	865	0	NR	995	0	NR
480	110	NR	610	311	NR	740	7	NR	870	0	NR	1000	0	NR
485	121	NR	615	334	NR	745	6	NR	875	0	NR			

REPORT NUMBER: SP1-2506-472-7

Scotopic Flux vs. Wavelength



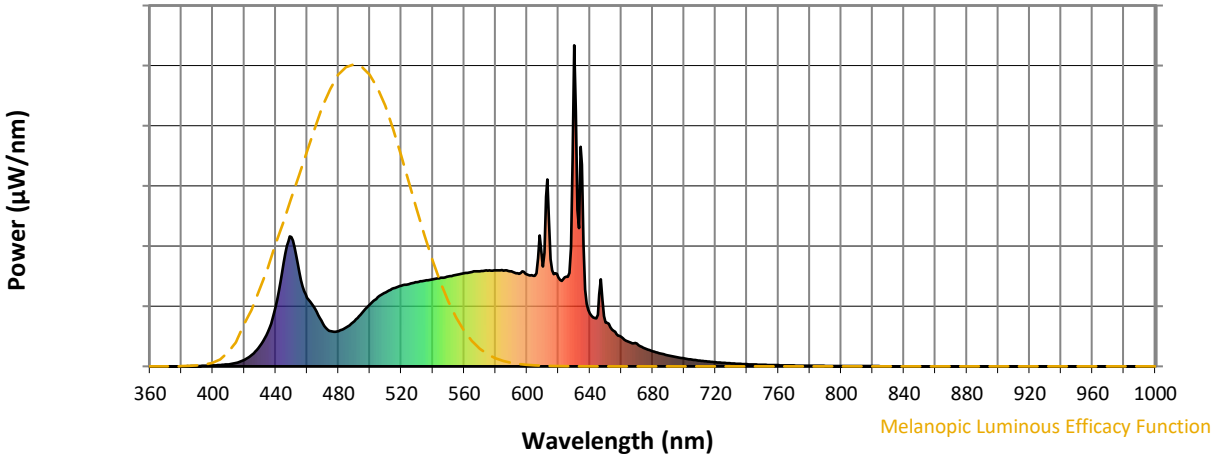
Scotopic Lumens: NR

S/P: 1.76

λ (nm)	Power W [^] /nm	Lumens (φ/nm)	λ (nm)	Power W [^] /nm	Lumens (φ/nm)	λ (nm)	Power W [^] /nm	Lumens (φ/nm)	λ (nm)	Power W [^] /nm	Lumens (φ/nm)	λ (nm)	Power W [^] /nm	Lumens (φ/nm)
360	0	NR	490	141	NR	620	276	NR	750	5	NR	880	0	NR
365	0	NR	495	167	NR	625	279	NR	755	4	NR	885	0	NR
370	0	NR	500	193	NR	630	1000	NR	760	4	NR	890	0	NR
375	0	NR	505	215	NR	635	628	NR	765	3	NR	895	0	NR
380	0	NR	510	230	NR	640	164	NR	770	3	NR	900	0	NR
385	0	NR	515	243	NR	645	161	NR	775	2	NR	905	0	NR
390	1	NR	520	251	NR	650	137	NR	780	2	NR	910	0	NR
395	2	NR	525	256	NR	655	111	NR	785	2	NR	915	0	NR
400	3	NR	530	262	NR	660	92	NR	790	1	NR	920	0	NR
405	4	NR	535	267	NR	665	76	NR	795	1	NR	925	0	NR
410	6	NR	540	271	NR	670	71	NR	800	1	NR	930	0	NR
415	11	NR	545	276	NR	675	56	NR	805	1	NR	935	0	NR
420	20	NR	550	280	NR	680	47	NR	810	1	NR	940	0	NR
425	37	NR	555	285	NR	685	40	NR	815	1	NR	945	0	NR
430	63	NR	560	290	NR	690	34	NR	820	1	NR	950	0	NR
435	108	NR	565	294	NR	695	29	NR	825	1	NR	955	0	NR
440	186	NR	570	296	NR	700	25	NR	830	0	NR	960	0	NR
445	323	NR	575	298	NR	705	21	NR	835	0	NR	965	0	NR
450	403	NR	580	299	NR	710	18	NR	840	0	NR	970	0	NR
455	293	NR	585	298	NR	715	15	NR	845	0	NR	975	0	NR
460	214	NR	590	296	NR	720	13	NR	850	0	NR	980	0	NR
465	180	NR	595	288	NR	725	11	NR	855	0	NR	985	0	NR
470	132	NR	600	286	NR	730	9	NR	860	0	NR	990	0	NR
475	109	NR	605	282	NR	735	8	NR	865	0	NR	995	0	NR
480	110	NR	610	311	NR	740	7	NR	870	0	NR	1000	0	NR
485	121	NR	615	334	NR	745	6	NR	875	0	NR			

REPORT NUMBER: SP1-2506-472-7

Melanopic Flux vs. Wavelength



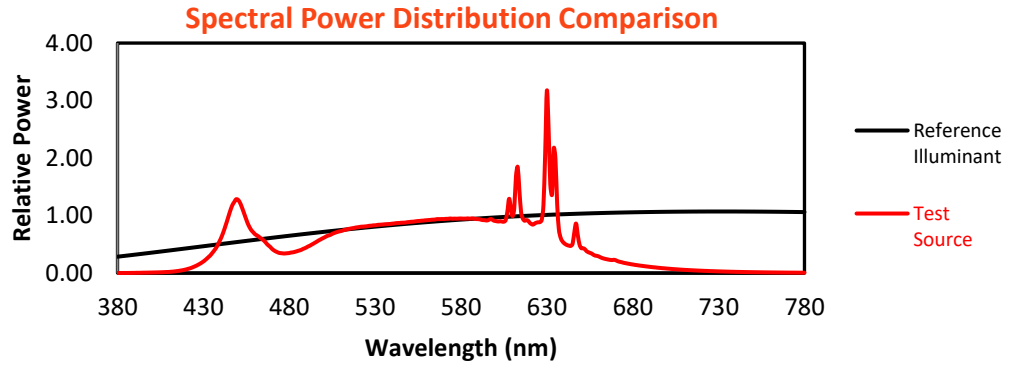
Melanopic Lumens: NR

M/P: 3.64

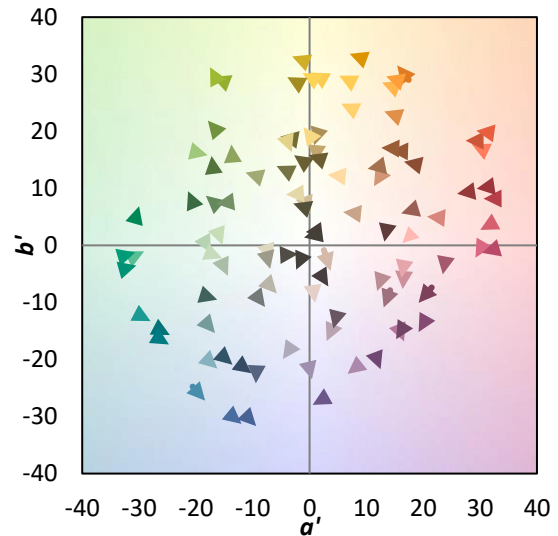
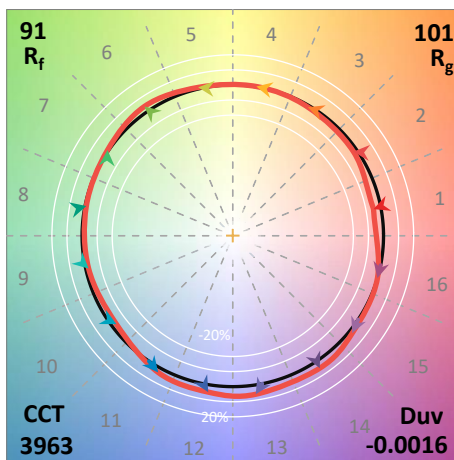
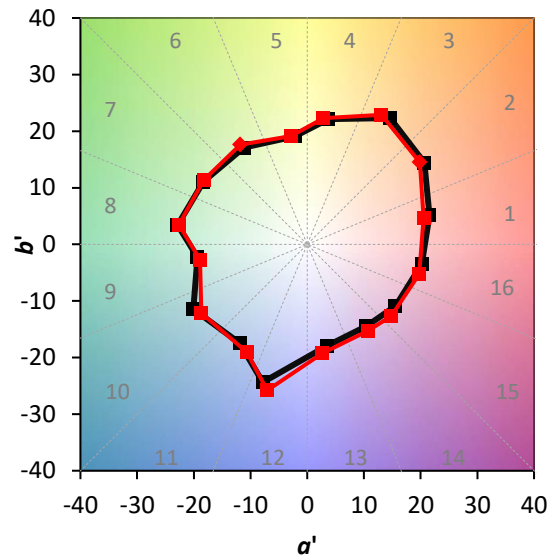
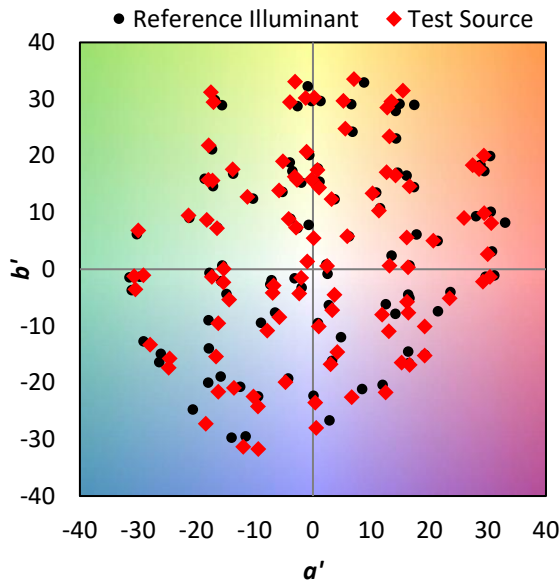
λ (nm)	Power W [^] /nm	Lumens (φ/nm)	λ (nm)	Power W [^] /nm	Lumens (φ/nm)	λ (nm)	Power W [^] /nm	Lumens (φ/nm)	λ (nm)	Power W [^] /nm	Lumens (φ/nm)	λ (nm)	Power W [^] /nm	Lumens (φ/nm)
360	0	NR	490	141	NR	620	276	NR	750	5	NR	880	0	NR
365	0	NR	495	167	NR	625	279	NR	755	4	NR	885	0	NR
370	0	NR	500	193	NR	630	1000	NR	760	4	NR	890	0	NR
375	0	NR	505	215	NR	635	628	NR	765	3	NR	895	0	NR
380	0	NR	510	230	NR	640	164	NR	770	3	NR	900	0	NR
385	0	NR	515	243	NR	645	161	NR	775	2	NR	905	0	NR
390	1	NR	520	251	NR	650	137	NR	780	2	NR	910	0	NR
395	2	NR	525	256	NR	655	111	NR	785	2	NR	915	0	NR
400	3	NR	530	262	NR	660	92	NR	790	1	NR	920	0	NR
405	4	NR	535	267	NR	665	76	NR	795	1	NR	925	0	NR
410	6	NR	540	271	NR	670	71	NR	800	1	NR	930	0	NR
415	11	NR	545	276	NR	675	56	NR	805	1	NR	935	0	NR
420	20	NR	550	280	NR	680	47	NR	810	1	NR	940	0	NR
425	37	NR	555	285	NR	685	40	NR	815	1	NR	945	0	NR
430	63	NR	560	290	NR	690	34	NR	820	1	NR	950	0	NR
435	108	NR	565	294	NR	695	29	NR	825	1	NR	955	0	NR
440	186	NR	570	296	NR	700	25	NR	830	0	NR	960	0	NR
445	323	NR	575	298	NR	705	21	NR	835	0	NR	965	0	NR
450	403	NR	580	299	NR	710	18	NR	840	0	NR	970	0	NR
455	293	NR	585	298	NR	715	15	NR	845	0	NR	975	0	NR
460	214	NR	590	296	NR	720	13	NR	850	0	NR	980	0	NR
465	180	NR	595	288	NR	725	11	NR	855	0	NR	985	0	NR
470	132	NR	600	286	NR	730	9	NR	860	0	NR	990	0	NR
475	109	NR	605	282	NR	735	8	NR	865	0	NR	995	0	NR
480	110	NR	610	311	NR	740	7	NR	870	0	NR	1000	0	NR
485	121	NR	615	334	NR	745	6	NR	875	0	NR			

Summary

$R_f = 90.7$
 $R_g = 101$
 $CIE R_a = 93.4$
 $R_9 = 66.4$

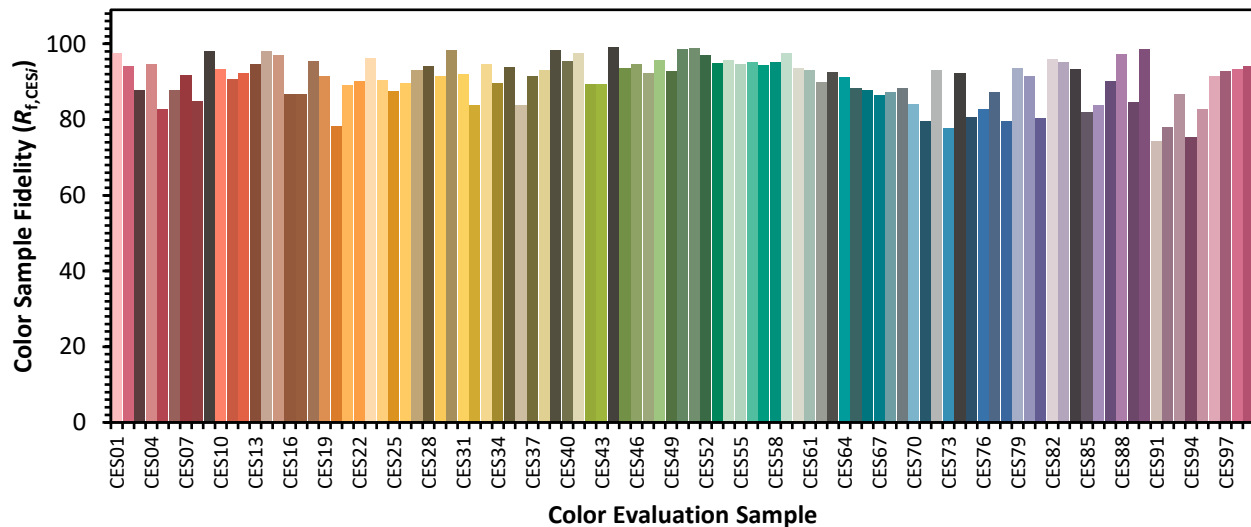


Color Vector Graphics

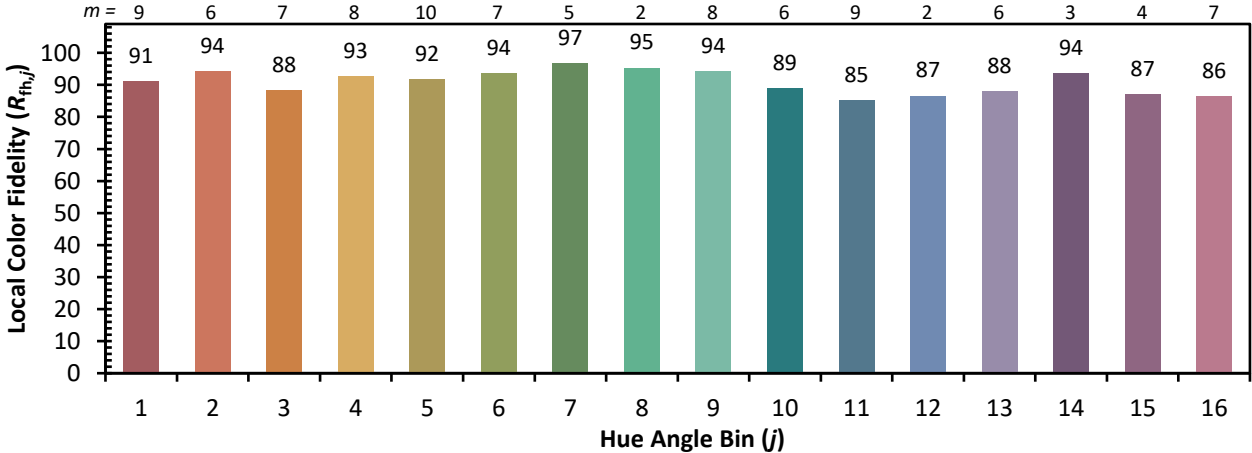
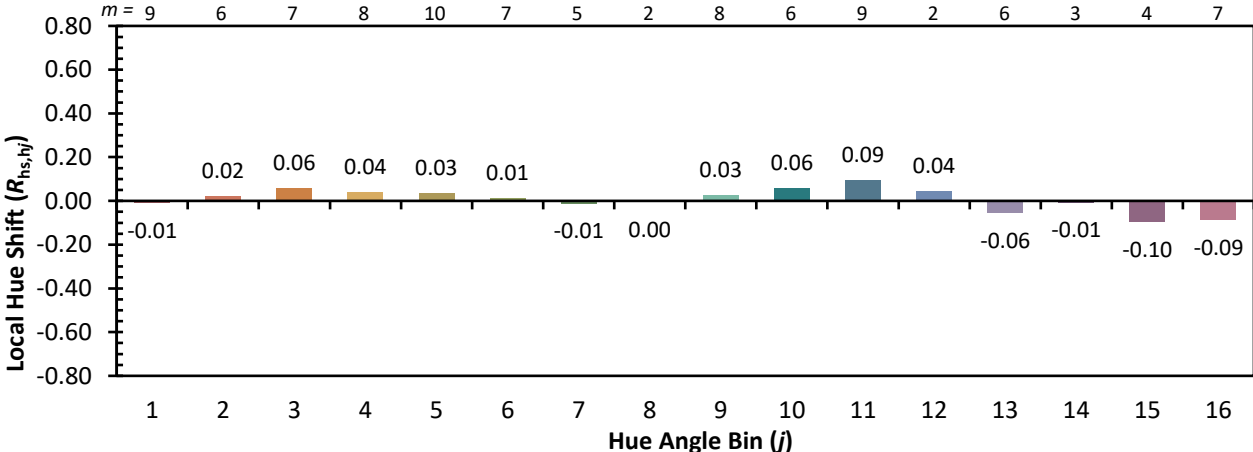
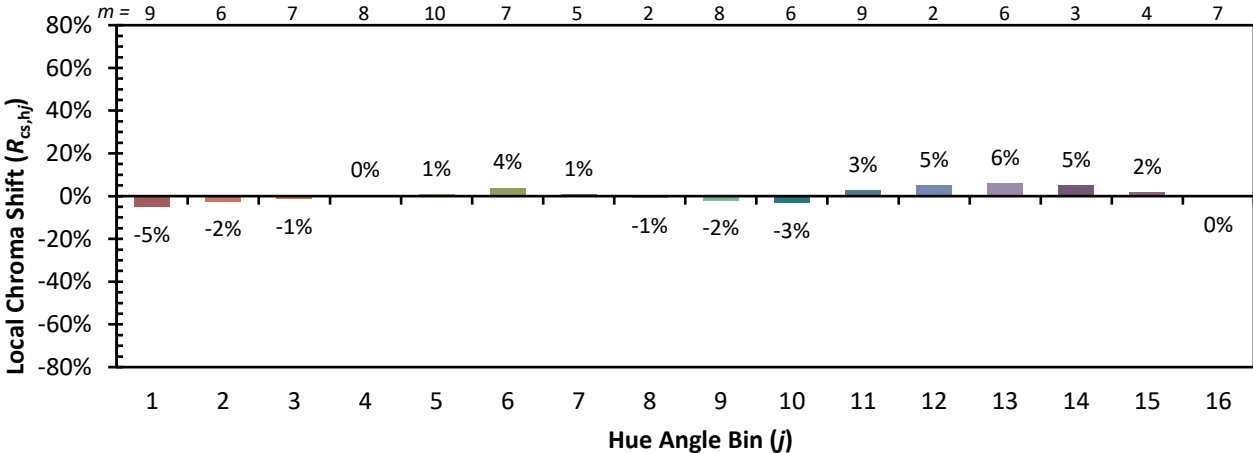


Individual Sample Fidelity Index ($R_{f,i}$)

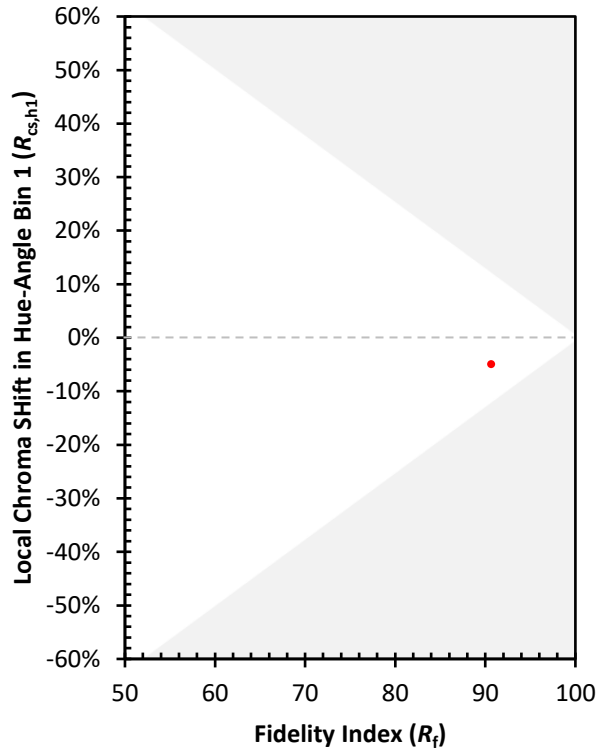
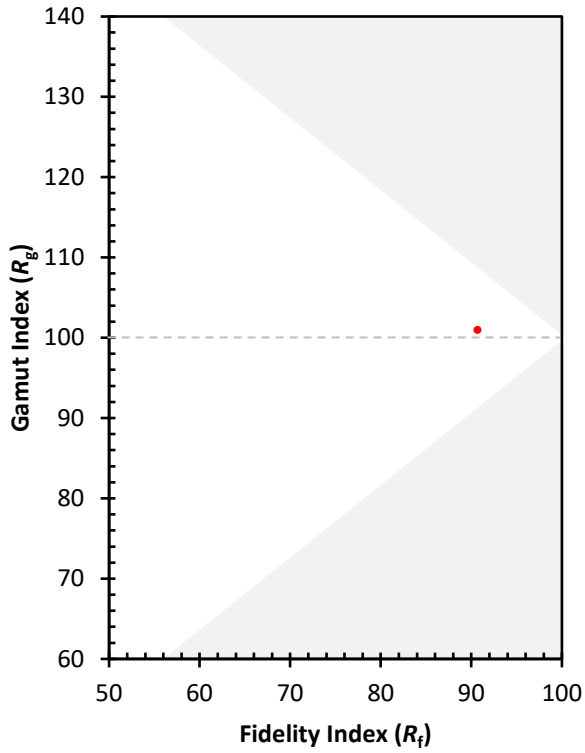
CES01 = 86	CES26 = 90	CES51 = 99	CES76 = 83
CES02 = 62	CES27 = 93	CES52 = 97	CES77 = 87
CES03 = 31	CES28 = 94	CES53 = 95	CES78 = 79
CES04 = 69	CES29 = 91	CES54 = 96	CES79 = 94
CES05 = 49	CES30 = 98	CES55 = 95	CES80 = 91
CES06 = 50	CES31 = 92	CES56 = 95	CES81 = 80
CES07 = 42	CES32 = 84	CES57 = 94	CES82 = 96
CES08 = 41	CES33 = 95	CES58 = 95	CES83 = 95
CES09 = 29	CES34 = 90	CES59 = 98	CES84 = 93
CES10 = 74	CES35 = 94	CES60 = 93	CES85 = 82
CES11 = 57	CES36 = 84	CES61 = 93	CES86 = 84
CES12 = 63	CES37 = 92	CES62 = 90	CES87 = 90
CES13 = 43	CES38 = 93	CES63 = 92	CES88 = 97
CES14 = 74	CES39 = 98	CES64 = 91	CES89 = 84
CES15 = 71	CES40 = 96	CES65 = 88	CES90 = 99
CES16 = 47	CES41 = 98	CES66 = 88	CES91 = 74
CES17 = 49	CES42 = 89	CES67 = 87	CES92 = 78
CES18 = 56	CES43 = 89	CES68 = 87	CES93 = 87
CES19 = 71	CES44 = 99	CES69 = 88	CES94 = 75
CES20 = 66	CES45 = 93	CES70 = 84	CES95 = 83
CES21 = 85	CES46 = 95	CES71 = 80	CES96 = 91
CES22 = 78	CES47 = 92	CES72 = 93	CES97 = 93
CES23 = 91	CES48 = 96	CES73 = 78	CES98 = 93
CES24 = 90	CES49 = 93	CES74 = 92	CES99 = 94
CES25 = 71	CES50 = 99	CES75 = 81	



Color Rendition by Hue-Angle Bin



Measure Comparisons



(END OF REPORT)