

Cooper Lighting Solutions Photometric Lab
1121 Highway 74 South
Peachtree City, GA 30269



Scaled data based on original data using
LM-79-2019 Approved Method: Electrical and Photometric Measurements of Solid-
State Lighting Products

Test Report Prepared for
Cooper Lighting Solutions

Brand: METALUX

Report Number: P1433803

Luminaire Tested: EHBR1-30-UNV-TASM-L940-UPL12

Issue Date: 3/20/2026

Test Information

Test Method: LM-79-2019
Report Number: P1433803
REPORT IS A COMBINATION OF REPORTS P1431740 AND P1431635
Test Lab: INNOVATION CENTER
Issue Date: 3/20/2026
Manufacturer: COOPER LIGHTING SOLUTIONS
Product Line: METALUX
Catalog Number: EHBR1-30-UNV-TASM-L940-UPL12
Description: Elevate Round Highbay at, 30000 lumens, 4000K 90CRI LEDs with TASM lens
Light Source: -
Ballast/Driver: -

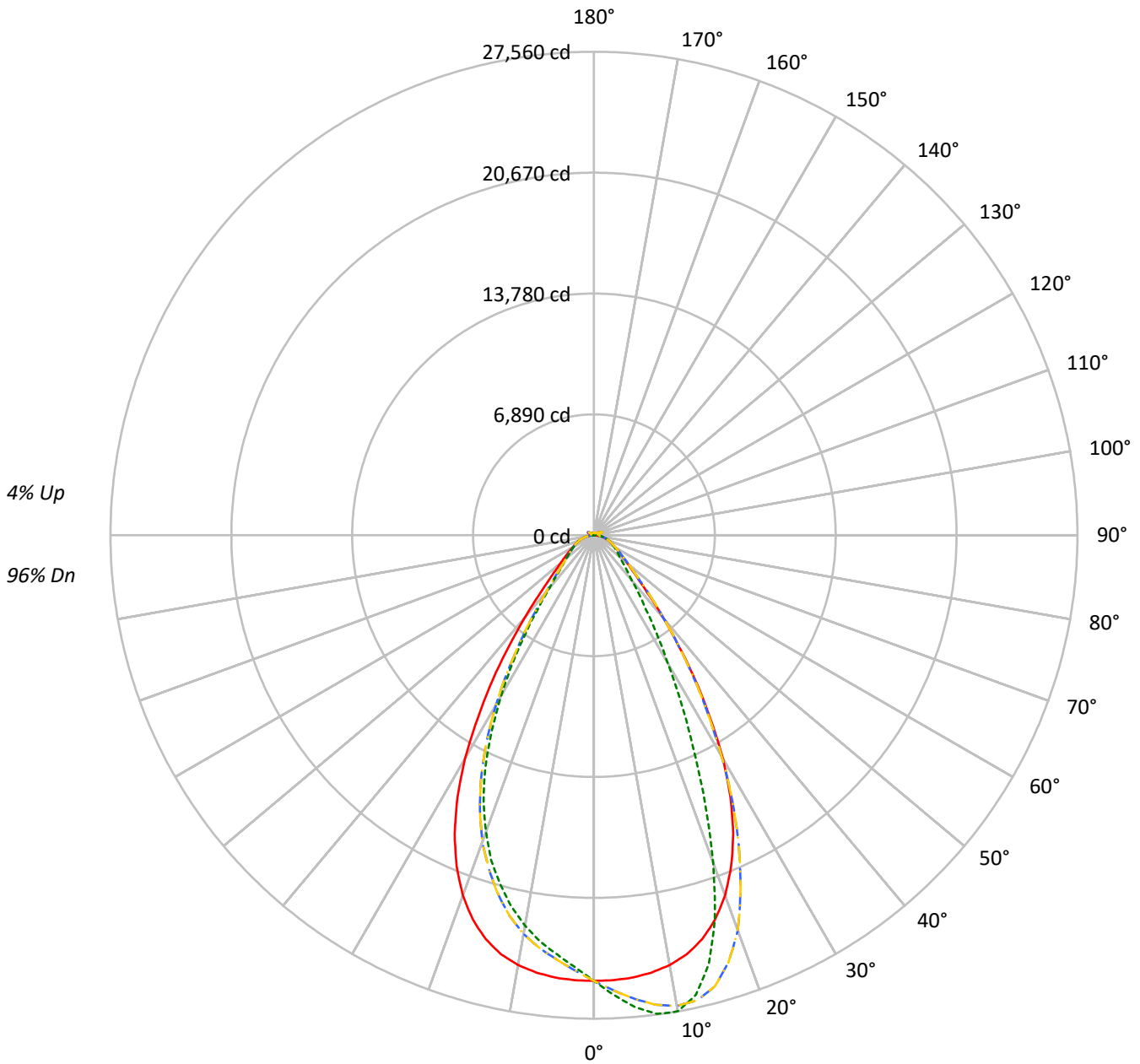
Summary

Lumens per Lamp: N/A
Luminaire Lumens: 29525.7 lumens
Efficiency: N/A
Efficacy: 176.6 lumens/watt
Spacing Criteria (0/90/45): 0.99 / 0.84 / 0.9
Luminous Opening: Vertical Cylinder (Dia: 1.71' x H: 0.1')
CIE Type: Direct

Input Watts (W): 167.2
Input Voltage (V): NR
Input Current (Ain): NR
Voltage Rise (V): NR
Power Factor: NR
Total Harmonic Distortion (THDi): NR
Frequency (hertz): 60
Stabilization Time: NR
Operation Time: NR
Ambient Temperature (°C): NR
Test Distance: 24 FT

TEST NUMBER: P1433803
CATALOG NUMBER: EHBR1-30-UNV-TASM-L940-UPL12

Luminous Intensity Polar Plot



— 0°-180° - - 45°-225° - - - 90°-270° - · - 135°-315°



TEST NUMBER: P1433803
 CATALOG NUMBER: EHBR1-30-UNV-TASM-L940-UPL12

COEFFICIENT OF UTILIZATION - ZONAL CAVITY METHOD:

| | | | | | | | | | | | | | | | | | | | | | |
|-----|-----|-----|-----|-----|-----|-----|-----|-----|-----|-----|-----|-----|-----|-----|----|----|----|----|----|----|----|
| RF | 20 | | | | 20 | | | | 20 | | | | 20 | | | | 20 | | | | |
| RC | 80 | | | | 70 | | | | 50 | | | | 30 | | | | 10 | | | 0 | |
| RW | 70 | 50 | 30 | 10 | 70 | 50 | 30 | 10 | 50 | 30 | 10 | 50 | 30 | 10 | 50 | 30 | 10 | 50 | 30 | 10 | 0 |
| RCR | | | | | | | | | | | | | | | | | | | | | |
| 0 | 118 | 118 | 118 | 118 | 115 | 115 | 115 | 115 | 109 | 109 | 109 | 103 | 103 | 103 | 98 | 98 | 98 | 98 | 98 | 98 | 96 |
| 1 | 111 | 108 | 104 | 102 | 108 | 105 | 102 | 100 | 100 | 98 | 96 | 96 | 94 | 92 | 92 | 90 | 89 | 89 | 89 | 89 | 87 |
| 2 | 104 | 98 | 93 | 89 | 101 | 96 | 91 | 88 | 92 | 88 | 85 | 88 | 85 | 83 | 85 | 83 | 80 | 80 | 80 | 80 | 78 |
| 3 | 98 | 90 | 84 | 79 | 95 | 88 | 83 | 78 | 85 | 80 | 76 | 82 | 78 | 75 | 79 | 76 | 73 | 73 | 73 | 73 | 71 |
| 4 | 92 | 83 | 76 | 71 | 89 | 81 | 75 | 71 | 79 | 73 | 69 | 76 | 72 | 68 | 74 | 70 | 67 | 67 | 67 | 67 | 65 |
| 5 | 86 | 77 | 70 | 65 | 84 | 75 | 69 | 64 | 73 | 67 | 63 | 71 | 66 | 62 | 69 | 65 | 61 | 61 | 61 | 61 | 60 |
| 6 | 81 | 71 | 64 | 59 | 79 | 70 | 64 | 59 | 68 | 62 | 58 | 66 | 61 | 57 | 64 | 60 | 57 | 57 | 57 | 57 | 55 |
| 7 | 77 | 66 | 59 | 55 | 75 | 65 | 59 | 54 | 64 | 58 | 54 | 62 | 57 | 53 | 61 | 56 | 53 | 53 | 53 | 53 | 51 |
| 8 | 73 | 62 | 55 | 51 | 71 | 61 | 55 | 50 | 60 | 54 | 50 | 58 | 53 | 49 | 57 | 52 | 49 | 49 | 49 | 49 | 47 |
| 9 | 69 | 58 | 52 | 47 | 67 | 57 | 51 | 47 | 56 | 50 | 47 | 55 | 50 | 46 | 54 | 49 | 46 | 46 | 46 | 46 | 44 |
| 10 | 65 | 55 | 48 | 44 | 64 | 54 | 48 | 44 | 53 | 47 | 44 | 52 | 47 | 43 | 51 | 46 | 43 | 43 | 43 | 43 | 41 |

AVERAGE LUMINANCE (cd/sqm):

| | 0° | 90° | 180° | 270° |
|-----|--------|--------|--------|--------|
| 0° | 119273 | 119273 | 119273 | 119273 |
| 5° | 118548 | 126468 | 118548 | 112396 |
| 10° | 117091 | 129715 | 117091 | 106373 |
| 15° | 113633 | 120546 | 113633 | 98260 |
| 20° | 106275 | 96661 | 106275 | 87522 |
| 25° | 94063 | 66972 | 94063 | 73347 |
| 30° | 76376 | 43570 | 76376 | 54878 |
| 35° | 54779 | 28217 | 54779 | 36533 |
| 40° | 35416 | 19449 | 35416 | 23040 |
| 45° | 22471 | 15065 | 22471 | 16416 |
| 50° | 16687 | 12802 | 16687 | 13674 |
| 55° | 13624 | 11662 | 13624 | 12070 |
| 60° | 11798 | 11108 | 11798 | 11176 |
| 65° | 10754 | 10714 | 10754 | 10668 |
| 70° | 10193 | 10498 | 10193 | 10362 |
| 75° | 9532 | 10154 | 9532 | 9850 |
| 80° | 8375 | 9588 | 8375 | 8963 |
| 85° | 5418 | 6843 | 5418 | 6526 |

MAXIMUM LUMINANCE 45°-90°:

Horizontal Angle: 22.5°
 Vertical Angle: 45°
 Luminance: 31594 cd/sqm



TEST NUMBER: P1433803

CATALOG NUMBER: EHBR1-30-UNV-TASM-L940-UPL12

ZONAL LUMENS:

| Zone | Lumens | % Fixture |
|-----------|---------|-----------|
| 0°-10° | 2415.0 | 8.2 |
| 10°-20° | 6570.2 | 22.3 |
| 20°-30° | 7705.5 | 26.1 |
| 30°-40° | 5358.7 | 18.1 |
| 40°-50° | 2663.0 | 9.0 |
| 50°-60° | 1592.8 | 5.4 |
| 60°-70° | 1121.0 | 3.8 |
| 70°-80° | 722.2 | 2.4 |
| 80°-90° | 231.4 | 0.8 |
| 90°-100° | 31.0 | 0.1 |
| 100°-110° | 197.9 | 0.7 |
| 110°-120° | 364.8 | 1.2 |
| 120°-130° | 217.5 | 0.7 |
| 130°-140° | 132.5 | 0.4 |
| 140°-150° | 92.5 | 0.3 |
| 150°-160° | 61.4 | 0.2 |
| 160°-170° | 36.2 | 0.1 |
| 170°-180° | 12.2 | 0.0 |
| 0°-30° | 16690.7 | 56.5 |
| 0°-40° | 22049.3 | 74.7 |
| 0°-60° | 26305.1 | 89.1 |
| 0°-90° | 28379.7 | 96.1 |
| 90°-120° | 593.7 | 2.0 |
| 90°-150° | 1036.2 | 3.5 |
| 90°-180° | 1146.0 | 3.9 |
| 0°-180° | 29525.7 | 100.0 |

CANDELA DISTRIBUTION:

| | 0° | 90° | 180° | 270° | 360° | Flux |
|------|-------|-------|-------|-------|-------|------|
| 0° | 25398 | 25398 | 25398 | 25398 | 25398 | |
| 5° | 25312 | 27003 | 25312 | 23998 | 25312 | 2402 |
| 15° | 23840 | 25290 | 23840 | 20614 | 23840 | 6662 |
| 25° | 18784 | 13374 | 18784 | 14647 | 18784 | 8504 |
| 35° | 10054 | 5179 | 10054 | 6705 | 10054 | 6276 |
| 45° | 3636 | 2438 | 3636 | 2656 | 3636 | 2975 |
| 55° | 1841 | 1576 | 1841 | 1631 | 1841 | 1684 |
| 65° | 1122 | 1118 | 1122 | 1114 | 1122 | 1127 |
| 75° | 672 | 715 | 672 | 694 | 672 | 705 |
| 85° | 186 | 235 | 186 | 224 | 186 | 207 |
| 90° | 9 | 12 | 9 | 9 | 9 | 13 |
| 95° | 17 | 18 | 17 | 14 | 17 | 17 |
| 105° | 91 | 49 | 91 | 69 | 91 | 123 |
| 115° | 388 | 333 | 388 | 315 | 388 | 354 |
| 125° | 249 | 262 | 249 | 228 | 249 | 229 |
| 135° | 159 | 184 | 159 | 167 | 159 | 126 |
| 145° | 145 | 152 | 145 | 141 | 145 | 91 |
| 155° | 131 | 137 | 131 | 128 | 131 | 61 |
| 165° | 127 | 132 | 127 | 125 | 127 | 36 |
| 175° | 129 | 133 | 129 | 126 | 129 | 12 |
| 180° | 129 | 129 | 129 | 129 | 129 | |



TEST NUMBER: P1433803
 CATALOG NUMBER: EHBR1-30-UNV-TASM-L940-UPL12

CANDELA DISTRIBUTION (FULL):

| | 0° | 22.5° | 45° | 67.5° | 90° | 112.5° | 135° | 157.5° | 180° | 202.5° | 225° |
|--------|---------|---------|---------|---------|---------|---------|---------|---------|---------|---------|---------|
| 0° | 25398.4 | 25398.4 | 25398.4 | 25398.4 | 25398.4 | 25398.4 | 25398.4 | 25398.4 | 25398.4 | 25398.4 | 25398.4 |
| 2.5° | 25383.7 | 25711.8 | 25977.6 | 26152.9 | 26239.5 | 26152.9 | 25977.6 | 25711.8 | 25383.7 | 25057.5 | 24833.1 |
| 5° | 25311.8 | 25969.1 | 26525.8 | 26890.1 | 27003.0 | 26890.1 | 26525.8 | 25969.1 | 25311.8 | 24690.8 | 24278.8 |
| 7.5° | 25139.9 | 26163.8 | 26991.1 | 27416.4 | 27520.2 | 27416.4 | 26991.1 | 26163.8 | 25139.9 | 24260.7 | 23740.1 |
| 10° | 24877.5 | 26286.7 | 27242.5 | 27547.4 | 27559.8 | 27547.4 | 27242.5 | 26286.7 | 24877.5 | 23693.0 | 23079.1 |
| 12.5° | 24458.8 | 26242.9 | 27158.2 | 27058.3 | 26831.0 | 27058.3 | 27158.2 | 26242.9 | 24458.8 | 22999.5 | 22225.2 |
| 15° | 23839.7 | 25983.3 | 26624.4 | 25810.4 | 25289.9 | 25810.4 | 26624.4 | 25983.3 | 23839.7 | 22063.2 | 21165.0 |
| 17.5° | 22967.1 | 25497.6 | 25510.0 | 23899.7 | 22917.7 | 23899.7 | 25510.0 | 25497.6 | 22967.1 | 20918.3 | 19929.1 |
| 20° | 21842.7 | 24718.3 | 23975.4 | 21030.2 | 19866.7 | 21030.2 | 23975.4 | 24718.3 | 21842.7 | 19564.8 | 18594.2 |
| 22.5° | 20433.0 | 23667.7 | 21838.4 | 18143.6 | 16556.2 | 18143.6 | 21838.4 | 23667.7 | 20433.0 | 17990.7 | 16980.6 |
| 25° | 18784.2 | 22380.4 | 19539.5 | 14998.4 | 13374.3 | 14998.4 | 19539.5 | 22380.4 | 18784.2 | 16115.2 | 15201.8 |
| 27.5° | 16844.8 | 20748.8 | 17091.5 | 12256.1 | 10757.8 | 12256.1 | 17091.5 | 20748.8 | 16844.8 | 14178.7 | 13245.8 |
| 30° | 14690.8 | 18657.0 | 14544.0 | 9760.5 | 8380.7 | 9760.5 | 14544.0 | 18657.0 | 14690.8 | 12003.1 | 11167.8 |
| 32.5° | 12278.9 | 16606.7 | 12097.5 | 7820.7 | 6652.0 | 7820.7 | 12097.5 | 16606.7 | 12278.9 | 9927.2 | 9054.2 |
| 35° | 10053.9 | 14041.6 | 9891.5 | 6145.2 | 5178.8 | 6145.2 | 9891.5 | 14041.6 | 10053.9 | 7967.3 | 7110.0 |
| 37.5° | 7890.2 | 11617.9 | 7885.0 | 4948.3 | 4200.6 | 4948.3 | 7885.0 | 11617.9 | 7890.2 | 6194.2 | 5498.4 |
| 40° | 6138.5 | 9084.2 | 6178.0 | 3950.1 | 3371.0 | 3950.1 | 6178.0 | 9084.2 | 6138.5 | 4713.1 | 4267.8 |
| 42.5° | 4651.1 | 6946.3 | 4855.9 | 3241.9 | 2863.3 | 3241.9 | 4855.9 | 6946.3 | 4651.1 | 3713.4 | 3380.0 |
| 45° | 3635.7 | 5111.7 | 3792.0 | 2735.1 | 2437.5 | 2735.1 | 3792.0 | 5111.7 | 3635.7 | 2990.4 | 2766.6 |
| 47.5° | 2960.9 | 3950.6 | 3073.3 | 2346.1 | 2137.5 | 2346.1 | 3073.3 | 3950.6 | 2960.9 | 2529.4 | 2361.8 |
| 50° | 2487.0 | 3031.4 | 2551.8 | 2047.9 | 1907.9 | 2047.9 | 2551.8 | 3031.4 | 2487.0 | 2166.1 | 2054.1 |
| 52.5° | 2136.5 | 2472.3 | 2173.2 | 1825.0 | 1730.7 | 1825.0 | 2173.2 | 2472.3 | 2136.5 | 1895.1 | 1825.5 |
| 55° | 1841.2 | 2078.4 | 1889.8 | 1641.2 | 1576.0 | 1641.2 | 1889.8 | 2078.4 | 1841.2 | 1686.5 | 1635.0 |
| 57.5° | 1616.9 | 1763.1 | 1641.2 | 1484.5 | 1441.2 | 1484.5 | 1641.2 | 1763.1 | 1616.9 | 1500.7 | 1473.1 |
| 60° | 1418.3 | 1526.9 | 1448.3 | 1347.8 | 1335.4 | 1347.8 | 1448.3 | 1526.9 | 1418.3 | 1350.2 | 1332.1 |
| 62.5° | 1265.5 | 1334.0 | 1280.6 | 1224.9 | 1214.0 | 1224.9 | 1280.6 | 1334.0 | 1265.5 | 1213.0 | 1216.4 |
| 65° | 1122.5 | 1186.4 | 1144.4 | 1114.4 | 1118.3 | 1114.4 | 1144.4 | 1186.4 | 1122.5 | 1098.2 | 1103.5 |
| 67.5° | 1012.0 | 1045.4 | 1027.3 | 1010.2 | 1014.5 | 1010.2 | 1027.3 | 1045.4 | 1012.0 | 988.2 | 996.3 |
| 70° | 894.4 | 930.2 | 911.5 | 913.9 | 921.1 | 913.9 | 911.5 | 930.2 | 894.4 | 887.3 | 893.4 |
| 72.5° | 782.0 | 809.6 | 803.5 | 809.1 | 816.8 | 809.1 | 803.5 | 809.6 | 782.0 | 781.1 | 781.6 |
| 75° | 671.5 | 692.5 | 695.4 | 703.4 | 715.3 | 703.4 | 695.4 | 692.5 | 671.5 | 664.4 | 672.9 |
| 77.5° | 551.1 | 574.8 | 583.9 | 594.9 | 612.5 | 594.9 | 583.9 | 574.8 | 551.1 | 555.8 | 560.1 |
| 80° | 440.6 | 451.5 | 471.5 | 479.6 | 504.4 | 479.6 | 471.5 | 451.5 | 440.6 | 432.5 | 438.6 |
| 82.5° | 322.4 | 332.4 | 349.6 | 364.8 | 379.1 | 364.8 | 349.6 | 332.4 | 322.4 | 318.6 | 319.1 |
| 85° | 186.2 | 201.4 | 212.9 | 231.0 | 235.2 | 231.0 | 212.9 | 201.4 | 186.2 | 190.5 | 186.2 |
| 87.5° | 65.2 | 70.0 | 80.0 | 87.2 | 87.7 | 87.2 | 80.0 | 70.0 | 65.2 | 66.7 | 60.5 |
| 90° | 8.6 | 14.7 | 25.2 | 15.4 | 11.9 | 15.4 | 25.2 | 14.7 | 8.6 | 14.8 | 23.0 |
| 92.5° | 11.1 | 19.7 | 35.2 | 19.8 | 15.1 | 19.8 | 35.2 | 19.7 | 11.1 | 19.2 | 36.8 |
| 95° | 16.6 | 24.0 | 44.5 | 21.6 | 17.6 | 21.6 | 44.5 | 24.0 | 16.6 | 25.5 | 51.1 |
| 97.5° | 25.3 | 29.7 | 50.2 | 22.9 | 20.7 | 22.9 | 50.2 | 29.7 | 25.3 | 31.1 | 58.7 |
| 100° | 33.4 | 33.4 | 90.8 | 26.0 | 23.2 | 26.0 | 90.8 | 33.4 | 33.4 | 38.5 | 91.2 |
| 102.5° | 50.4 | 65.2 | 209.6 | 50.3 | 27.6 | 50.3 | 209.6 | 65.2 | 50.4 | 71.6 | 193.2 |
| 105° | 91.0 | 147.9 | 367.9 | 126.0 | 48.7 | 126.0 | 367.9 | 147.9 | 91.0 | 149.2 | 344.0 |
| 107.5° | 171.8 | 274.8 | 473.6 | 246.1 | 109.4 | 246.1 | 473.6 | 274.8 | 171.8 | 263.7 | 453.9 |
| 110° | 274.4 | 383.7 | 516.8 | 336.2 | 218.3 | 336.2 | 516.8 | 383.7 | 274.4 | 361.9 | 475.9 |



TEST NUMBER: P1433803

CATALOG NUMBER: EHBR1-30-UNV-TASM-L940-UPL12

CANDELA DISTRIBUTION (continued):

| | 0° | 22.5° | 45° | 67.5° | 90° | 112.5° | 135° | 157.5° | 180° | 202.5° | 225° |
|--------|-------|-------|-------|-------|-------|--------|-------|--------|-------|--------|-------|
| 112.5° | 356.9 | 427.5 | 505.0 | 372.6 | 300.8 | 372.6 | 505.0 | 427.5 | 356.9 | 399.5 | 455.9 |
| 115° | 388.1 | 421.3 | 451.1 | 371.3 | 333.4 | 371.3 | 451.1 | 421.3 | 388.1 | 390.1 | 407.0 |
| 117.5° | 375.0 | 385.6 | 389.8 | 348.7 | 335.3 | 348.7 | 389.8 | 385.6 | 375.0 | 351.1 | 345.7 |
| 120° | 338.7 | 334.3 | 329.1 | 315.5 | 316.5 | 315.5 | 329.1 | 334.3 | 338.7 | 306.7 | 288.7 |
| 122.5° | 293.5 | 284.1 | 278.4 | 282.3 | 290.9 | 282.3 | 278.4 | 284.1 | 293.5 | 261.5 | 247.9 |
| 125° | 249.0 | 239.6 | 243.2 | 253.5 | 262.5 | 253.5 | 243.2 | 239.6 | 249.0 | 222.7 | 219.0 |
| 127.5° | 212.0 | 207.7 | 217.5 | 229.1 | 236.9 | 229.1 | 217.5 | 207.7 | 212.0 | 195.2 | 198.3 |
| 130° | 185.6 | 186.4 | 199.4 | 209.5 | 214.4 | 209.5 | 199.4 | 186.4 | 185.6 | 177.5 | 185.8 |
| 132.5° | 169.2 | 173.8 | 186.0 | 195.0 | 198.0 | 195.0 | 186.0 | 173.8 | 169.2 | 167.1 | 177.3 |
| 135° | 159.0 | 165.6 | 177.1 | 182.6 | 184.2 | 182.6 | 177.1 | 165.6 | 159.0 | 160.1 | 169.2 |
| 137.5° | 153.2 | 159.8 | 168.3 | 173.1 | 172.3 | 173.1 | 168.3 | 159.8 | 153.2 | 155.6 | 162.6 |
| 140° | 149.9 | 156.5 | 160.2 | 165.6 | 165.3 | 165.6 | 160.2 | 156.5 | 149.9 | 151.2 | 156.8 |
| 142.5° | 146.6 | 152.6 | 154.5 | 158.5 | 157.7 | 158.5 | 154.5 | 152.6 | 146.6 | 147.9 | 151.7 |
| 145° | 145.2 | 149.7 | 148.0 | 152.9 | 152.0 | 152.9 | 148.0 | 149.7 | 145.2 | 145.3 | 147.8 |
| 147.5° | 142.1 | 145.3 | 143.5 | 147.8 | 146.8 | 147.8 | 143.5 | 145.3 | 142.1 | 142.1 | 143.2 |
| 150° | 138.8 | 141.3 | 138.3 | 143.2 | 143.6 | 143.2 | 138.3 | 141.3 | 138.8 | 138.2 | 139.4 |
| 152.5° | 134.3 | 136.9 | 134.3 | 139.8 | 139.7 | 139.8 | 134.3 | 136.9 | 134.3 | 133.7 | 134.8 |
| 155° | 130.9 | 132.2 | 130.9 | 136.4 | 136.9 | 136.4 | 130.9 | 132.2 | 130.9 | 130.4 | 131.4 |
| 157.5° | 128.8 | 129.8 | 129.2 | 134.1 | 134.5 | 134.1 | 129.2 | 129.8 | 128.8 | 128.8 | 129.2 |
| 160° | 127.4 | 128.7 | 128.7 | 132.9 | 133.3 | 132.9 | 128.7 | 128.7 | 127.4 | 127.6 | 128.1 |
| 162.5° | 127.2 | 127.2 | 127.5 | 131.7 | 132.7 | 131.7 | 127.5 | 127.2 | 127.2 | 127.2 | 127.8 |
| 165° | 126.7 | 127.4 | 127.1 | 130.4 | 132.1 | 130.4 | 127.1 | 127.4 | 126.7 | 126.9 | 126.9 |
| 167.5° | 127.1 | 126.4 | 127.4 | 130.7 | 132.3 | 130.7 | 127.4 | 126.4 | 127.1 | 127.2 | 127.2 |
| 170° | 126.2 | 126.7 | 127.1 | 130.4 | 131.9 | 130.4 | 127.1 | 126.7 | 126.2 | 126.9 | 127.1 |
| 172.5° | 127.7 | 127.7 | 127.9 | 130.5 | 132.9 | 130.5 | 127.9 | 127.7 | 127.7 | 127.9 | 128.6 |
| 175° | 128.7 | 128.5 | 128.8 | 130.9 | 133.1 | 130.9 | 128.8 | 128.5 | 128.7 | 128.2 | 128.2 |
| 177.5° | 128.0 | 128.9 | 129.9 | 132.0 | 134.8 | 132.0 | 129.9 | 128.9 | 128.0 | 128.2 | 128.2 |
| 180° | 128.9 | 128.9 | 128.9 | 128.9 | 128.9 | 128.9 | 128.9 | 128.9 | 128.9 | 128.9 | 128.9 |



TEST NUMBER: P1433803

CATALOG NUMBER: EHBR1-30-UNV-TASM-L940-UPL12

CANDELA DISTRIBUTION (continued):

| | 247.5° | 270° | 292.5° | 315° | 337.5° | 360° |
|--------|---------|---------|---------|---------|---------|---------|
| 0° | 25398.4 | 25398.4 | 25398.4 | 25398.4 | 25398.4 | 25398.4 |
| 2.5° | 24660.8 | 24644.6 | 24660.8 | 24833.1 | 25057.5 | 25383.7 |
| 5° | 24087.8 | 23998.3 | 24087.8 | 24278.8 | 24690.8 | 25311.8 |
| 7.5° | 23420.6 | 23368.7 | 23420.6 | 23740.1 | 24260.7 | 25139.9 |
| 10° | 22718.1 | 22600.4 | 22718.1 | 23079.1 | 23693.0 | 24877.5 |
| 12.5° | 21852.2 | 21696.5 | 21852.2 | 22225.2 | 22999.5 | 24458.8 |
| 15° | 20751.1 | 20614.4 | 20751.1 | 21165.0 | 22063.2 | 23839.7 |
| 17.5° | 19569.5 | 19445.7 | 19569.5 | 19929.1 | 20918.3 | 22967.1 |
| 20° | 18085.5 | 17988.3 | 18085.5 | 18594.2 | 19564.8 | 21842.7 |
| 22.5° | 16528.6 | 16437.7 | 16528.6 | 16980.6 | 17990.7 | 20433.0 |
| 25° | 14696.9 | 14647.3 | 14696.9 | 15201.8 | 16115.2 | 18784.2 |
| 27.5° | 12717.6 | 12633.3 | 12717.6 | 13245.8 | 14178.7 | 16844.8 |
| 30° | 10695.4 | 10555.8 | 10695.4 | 11167.8 | 12003.1 | 14690.8 |
| 32.5° | 8717.5 | 8617.0 | 8717.5 | 9054.2 | 9927.2 | 12278.9 |
| 35° | 6805.8 | 6705.2 | 6805.8 | 7110.0 | 7967.3 | 10053.9 |
| 37.5° | 5303.1 | 5125.5 | 5303.1 | 5498.4 | 6194.2 | 7890.2 |
| 40° | 4022.0 | 3993.4 | 4022.0 | 4267.8 | 4713.1 | 6138.5 |
| 42.5° | 3274.3 | 3196.7 | 3274.3 | 3380.0 | 3713.4 | 4651.1 |
| 45° | 2686.6 | 2656.1 | 2686.6 | 2766.6 | 2990.4 | 3635.7 |
| 47.5° | 2310.3 | 2323.7 | 2310.3 | 2361.8 | 2529.4 | 2960.9 |
| 50° | 2029.8 | 2037.9 | 2029.8 | 2054.1 | 2166.1 | 2487.0 |
| 52.5° | 1823.1 | 1816.0 | 1823.1 | 1825.5 | 1895.1 | 2136.5 |
| 55° | 1640.3 | 1631.2 | 1640.3 | 1635.0 | 1686.5 | 1841.2 |
| 57.5° | 1480.2 | 1486.9 | 1480.2 | 1473.1 | 1500.7 | 1616.9 |
| 60° | 1337.4 | 1343.5 | 1337.4 | 1332.1 | 1350.2 | 1418.3 |
| 62.5° | 1216.8 | 1220.6 | 1216.8 | 1216.4 | 1213.0 | 1265.5 |
| 65° | 1109.2 | 1113.5 | 1109.2 | 1103.5 | 1098.2 | 1122.5 |
| 67.5° | 1006.4 | 1006.4 | 1006.4 | 996.3 | 988.2 | 1012.0 |
| 70° | 909.7 | 909.2 | 909.7 | 893.4 | 887.3 | 894.4 |
| 72.5° | 793.5 | 804.8 | 793.5 | 781.6 | 781.1 | 782.0 |
| 75° | 680.6 | 693.9 | 680.6 | 672.9 | 664.4 | 671.5 |
| 77.5° | 566.3 | 586.8 | 566.3 | 560.1 | 555.8 | 551.1 |
| 80° | 449.1 | 471.5 | 449.1 | 438.6 | 432.5 | 440.6 |
| 82.5° | 331.9 | 348.6 | 331.9 | 319.1 | 318.6 | 322.4 |
| 85° | 197.6 | 224.3 | 197.6 | 186.2 | 190.5 | 186.2 |
| 87.5° | 63.4 | 81.0 | 63.4 | 60.5 | 66.7 | 65.2 |
| 90° | 13.6 | 8.6 | 13.6 | 23.0 | 14.8 | 8.6 |
| 92.5° | 20.5 | 12.4 | 20.5 | 36.8 | 19.2 | 11.1 |
| 95° | 23.6 | 14.3 | 23.6 | 51.1 | 25.5 | 16.6 |
| 97.5° | 26.1 | 18.4 | 26.1 | 58.7 | 31.1 | 25.3 |
| 100° | 30.5 | 24.0 | 30.5 | 91.2 | 38.5 | 33.4 |
| 102.5° | 64.3 | 40.3 | 64.3 | 193.2 | 71.6 | 50.4 |
| 105° | 135.0 | 69.1 | 135.0 | 344.0 | 149.2 | 91.0 |
| 107.5° | 241.4 | 119.2 | 241.4 | 453.9 | 263.7 | 171.8 |
| 110° | 320.2 | 221.8 | 320.2 | 475.9 | 361.9 | 274.4 |



TEST NUMBER: P1433803

CATALOG NUMBER: EHBR1-30-UNV-TASM-L940-UPL12

CANDELA DISTRIBUTION (continued):

| | 247.5° | 270° | 292.5° | 315° | 337.5° | 360° |
|--------|--------|-------|--------|-------|--------|-------|
| 112.5° | 344.0 | 299.4 | 344.0 | 455.9 | 399.5 | 356.9 |
| 115° | 330.8 | 315.1 | 330.8 | 407.0 | 390.1 | 388.1 |
| 117.5° | 302.0 | 304.4 | 302.0 | 345.7 | 351.1 | 375.0 |
| 120° | 268.9 | 281.9 | 268.9 | 288.7 | 306.7 | 338.7 |
| 122.5° | 238.7 | 253.7 | 238.7 | 247.9 | 261.5 | 293.5 |
| 125° | 212.4 | 227.9 | 212.4 | 219.0 | 222.7 | 249.0 |
| 127.5° | 194.2 | 204.8 | 194.2 | 198.3 | 195.2 | 212.0 |
| 130° | 180.4 | 189.1 | 180.4 | 185.8 | 177.5 | 185.6 |
| 132.5° | 170.8 | 176.5 | 170.8 | 177.3 | 167.1 | 169.2 |
| 135° | 162.6 | 167.0 | 162.6 | 169.2 | 160.1 | 159.0 |
| 137.5° | 155.6 | 159.5 | 155.6 | 162.6 | 155.6 | 153.2 |
| 140° | 149.6 | 152.9 | 149.6 | 156.8 | 151.2 | 149.9 |
| 142.5° | 143.2 | 145.7 | 143.2 | 151.7 | 147.9 | 146.6 |
| 145° | 139.1 | 141.0 | 139.1 | 147.8 | 145.3 | 145.2 |
| 147.5° | 135.6 | 137.0 | 135.6 | 143.2 | 142.1 | 142.1 |
| 150° | 132.3 | 133.6 | 132.3 | 139.4 | 138.2 | 138.8 |
| 152.5° | 128.4 | 130.2 | 128.4 | 134.8 | 133.7 | 134.3 |
| 155° | 126.2 | 127.9 | 126.2 | 131.4 | 130.4 | 130.9 |
| 157.5° | 125.2 | 126.8 | 125.2 | 129.2 | 128.8 | 128.8 |
| 160° | 124.8 | 126.0 | 124.8 | 128.1 | 127.6 | 127.4 |
| 162.5° | 123.9 | 125.0 | 123.9 | 127.8 | 127.2 | 127.2 |
| 165° | 124.2 | 124.7 | 124.2 | 126.9 | 126.9 | 126.7 |
| 167.5° | 124.1 | 124.7 | 124.1 | 127.2 | 127.2 | 127.1 |
| 170° | 124.6 | 125.0 | 124.6 | 127.1 | 126.9 | 126.2 |
| 172.5° | 125.5 | 126.1 | 125.5 | 128.6 | 127.9 | 127.7 |
| 175° | 125.9 | 126.3 | 125.9 | 128.2 | 128.2 | 128.7 |
| 177.5° | 127.0 | 127.4 | 127.0 | 128.2 | 128.2 | 128.0 |
| 180° | 128.9 | 128.9 | 128.9 | 128.9 | 128.9 | 128.9 |



TEST NUMBER: P1433803
 CATALOG NUMBER: EHBR1-30-UNV-TASM-L940-UPL12

CIE UGR TABLE:

| Reflectances: | | | | | | | | | | | |
|-----------------|------|------------------|-------|-------|-------|-------|----------------|-------|-------|-------|-------|
| Ceiling | | 0.7 | 0.7 | 0.5 | 0.5 | 0.3 | 0.7 | 0.7 | 0.5 | 0.5 | 0.3 |
| Wall | | 0.5 | 0.3 | 0.5 | 0.3 | 0.3 | 0.5 | 0.3 | 0.5 | 0.3 | 0.3 |
| Reference plane | | 0.2 | 0.2 | 0.2 | 0.2 | 0.2 | 0.2 | 0.2 | 0.2 | 0.2 | 0.2 |
| Room dimensions | | Viewed crosswise | | | | | Viewed endwise | | | | |
| X=2H | Y=2H | 17.47 | 18.62 | 17.91 | 19.02 | 19.43 | 16.79 | 17.94 | 17.23 | 18.34 | 18.75 |
| | 3H | 19.02 | 20.04 | 19.47 | 20.46 | 20.92 | 18.64 | 19.66 | 19.09 | 20.08 | 20.54 |
| | 4H | 19.66 | 20.61 | 20.13 | 21.04 | 21.53 | 19.42 | 20.38 | 19.90 | 20.81 | 21.29 |
| | 6H | 20.14 | 21.02 | 20.63 | 21.47 | 21.96 | 20.07 | 20.94 | 20.55 | 21.39 | 21.88 |
| | 8H | 20.30 | 21.12 | 20.80 | 21.59 | 22.09 | 20.29 | 21.12 | 20.79 | 21.59 | 22.09 |
| | 12H | 20.37 | 21.16 | 20.87 | 21.62 | 22.14 | 20.42 | 21.21 | 20.92 | 21.67 | 22.20 |
| 4H | 2H | 17.89 | 18.84 | 18.37 | 19.28 | 19.76 | 17.37 | 18.32 | 17.84 | 18.75 | 19.24 |
| | 3H | 19.69 | 20.48 | 20.17 | 20.96 | 21.46 | 19.43 | 20.21 | 19.91 | 20.70 | 21.20 |
| | 4H | 20.47 | 21.17 | 20.97 | 21.67 | 22.20 | 20.34 | 21.04 | 20.84 | 21.54 | 22.07 |
| | 6H | 21.08 | 21.69 | 21.61 | 22.21 | 22.77 | 21.11 | 21.72 | 21.64 | 22.24 | 22.80 |
| | 8H | 21.28 | 21.85 | 21.82 | 22.37 | 22.93 | 21.38 | 21.95 | 21.92 | 22.47 | 23.03 |
| | 12H | 21.38 | 21.88 | 21.94 | 22.44 | 23.00 | 21.55 | 22.05 | 22.10 | 22.60 | 23.17 |
| 8H | 4H | 20.72 | 21.28 | 21.25 | 21.80 | 22.37 | 20.62 | 21.19 | 21.16 | 21.71 | 22.27 |
| | 6H | 21.46 | 21.92 | 22.03 | 22.49 | 23.06 | 21.52 | 21.98 | 22.09 | 22.55 | 23.12 |
| | 8H | 21.73 | 22.14 | 22.32 | 22.72 | 23.31 | 21.88 | 22.29 | 22.46 | 22.87 | 23.45 |
| | 12H | 21.90 | 22.26 | 22.48 | 22.83 | 23.49 | 22.13 | 22.49 | 22.71 | 23.05 | 23.71 |
| 12H | 4H | 20.73 | 21.23 | 21.28 | 21.78 | 22.35 | 20.63 | 21.13 | 21.18 | 21.68 | 22.25 |
| | 6H | 21.50 | 21.91 | 22.09 | 22.50 | 23.08 | 21.57 | 21.98 | 22.16 | 22.56 | 23.15 |
| | 8H | 21.82 | 22.18 | 22.40 | 22.74 | 23.40 | 21.97 | 22.33 | 22.56 | 22.90 | 23.56 |

Cooper Lighting Solutions Photometric Lab
1121 Highway 74 South
Peachtree City, GA 30269



LM-79-2019: Approved Method: Electrical and Photometric Measurements of Solid-State Lighting Products

Report Prepared for

Cooper Lighting Solutions

Metalux

Report Number: SP1-2506-472-6

Test Date: 08/01/2025

Luminaire Tested: EHBR-60-L935-N

Data in this report applies to families of products including EHBR-60-L935-N

Test Information

Test Method: LM-79-2019
 Report Number: SP1-2506-472-6
 Test Lab: COOPER LIGHTING SOLUTIONS
 Photometer: SP1 - 76IN SPHERE
 Measurement Geometry: 4π
 Issue Date: 08/05/2025
 Manufacturer: COOPER LIGHTING SOLUTIONS
 Product Line: Metalux
 Catalog Number: **EHBR-60-L935-N**
 Description: Elevate Round Highbay at, 60000 lumens, 3500K 90CRI LEDs with N lens

Spectral Parameters

CCT (K): 3406
 CIE u': 0.2394
 CIE v': 0.5094
 Duv: -0.0028
 CIE x: 0.4076
 CIE y: 0.3856
 CIE z: 0.2068
 Peak Wavelength (nm): 630
 Dominant Wavelength (nm): 582
 Purity: 38.0517
 Rf: 91.3
 Rg: 100

| | | | |
|-----------|------|------|------|
| CRI (Ra): | 94.6 | | |
| R1: | 96.6 | R9: | 63.8 |
| R2: | 98.4 | R10: | 94.7 |
| R3: | 98.1 | R11: | 96.6 |
| R4: | 95.8 | R12: | 80.9 |
| R5: | 96.2 | R13: | 97.4 |
| R6: | 95.4 | R14: | 98.3 |
| R7: | 91.8 | R15: | 93.1 |
| R8: | 84.4 | | |



Test Conditions

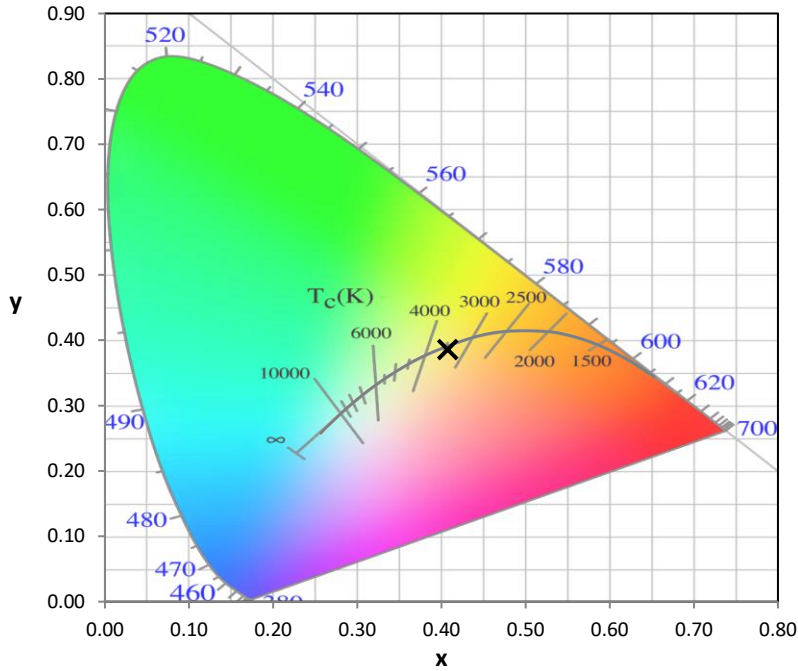
Stabilization Time: 35M
 Operation Time: 1H 35M
 Sphere Temperature (°C): 25.0

REPORT NUMBER: SP1-2506-472-6

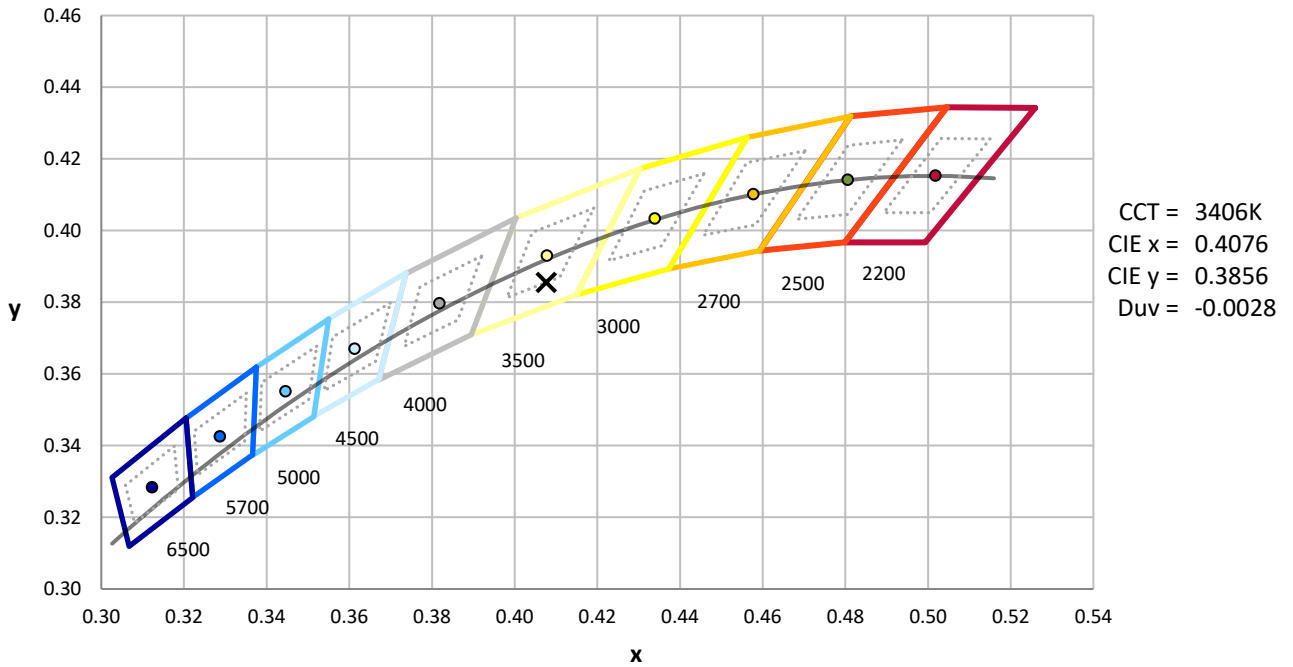
| Measurement and Test Equipment | | | |
|--------------------------------|-----------------------|------------------|----------------------|
| Instrument | Identification Number | Calibration Date | Calibration Due Date |
| Photometer | 76INCH SPHERE IN0058 | 6/16/2025 | 12/16/2025 |
| Power Meter | XITRON INXT2011004 | 1/21/2025 | 1/21/2026 |
| AC Power Source | CHROMA 61603 IN0063 | 10/22/2024 | 10/22/2025 |
| DC Power Source | AGILENT E3634A IN0208 | 10/22/2024 | 10/22/2025 |
| Sphere Thermometer | ONSET IN0085 | 10/22/2024 | 10/22/2025 |
| Room Thermometer | ONSET IN0046 | 10/22/2024 | 10/22/2025 |

REPORT NUMBER: SP1-2506-472-6

CIE 1931 Chromaticity Diagram



CIE 1931 Chromaticity Diagram with 2017 ANSI 7-Step and 4-Step Quadrangles



Point lies inside the ANSI 3500K 4-step quadrangle

REPORT NUMBER: SP1-2506-472-6

Photopic Flux vs. Wavelength



Photopic Lumens: NR

| λ (nm) | Power W [^] /nm | Lumens (φ/nm) | λ (nm) | Power W [^] /nm | Lumens (φ/nm) | λ (nm) | Power W [^] /nm | Lumens (φ/nm) | λ (nm) | Power W [^] /nm | Lumens (φ/nm) | λ (nm) | Power W [^] /nm | Lumens (φ/nm) |
|--------|--------------------------|---------------|--------|--------------------------|---------------|--------|--------------------------|---------------|--------|--------------------------|---------------|--------|--------------------------|---------------|
| 360 | 0 | NR | 490 | 140 | NR | 620 | 338 | NR | 750 | 8 | NR | 880 | 0 | NR |
| 365 | 0 | NR | 495 | 159 | NR | 625 | 339 | NR | 755 | 7 | NR | 885 | 0 | NR |
| 370 | 0 | NR | 500 | 182 | NR | 630 | 1000 | NR | 760 | 5 | NR | 890 | 0 | NR |
| 375 | 0 | NR | 505 | 202 | NR | 635 | 653 | NR | 765 | 5 | NR | 895 | 0 | NR |
| 380 | 0 | NR | 510 | 216 | NR | 640 | 222 | NR | 770 | 4 | NR | 900 | 0 | NR |
| 385 | 0 | NR | 515 | 228 | NR | 645 | 214 | NR | 775 | 3 | NR | 905 | 0 | NR |
| 390 | 0 | NR | 520 | 236 | NR | 650 | 185 | NR | 780 | 3 | NR | 910 | 0 | NR |
| 395 | 1 | NR | 525 | 242 | NR | 655 | 157 | NR | 785 | 3 | NR | 915 | 0 | NR |
| 400 | 2 | NR | 530 | 248 | NR | 660 | 133 | NR | 790 | 2 | NR | 920 | 0 | NR |
| 405 | 3 | NR | 535 | 253 | NR | 665 | 113 | NR | 795 | 2 | NR | 925 | 0 | NR |
| 410 | 4 | NR | 540 | 258 | NR | 670 | 103 | NR | 800 | 2 | NR | 930 | 0 | NR |
| 415 | 7 | NR | 545 | 264 | NR | 675 | 85 | NR | 805 | 1 | NR | 935 | 0 | NR |
| 420 | 13 | NR | 550 | 270 | NR | 680 | 72 | NR | 810 | 1 | NR | 940 | 0 | NR |
| 425 | 22 | NR | 555 | 278 | NR | 685 | 62 | NR | 815 | 1 | NR | 945 | 0 | NR |
| 430 | 38 | NR | 560 | 286 | NR | 690 | 53 | NR | 820 | 1 | NR | 950 | 0 | NR |
| 435 | 65 | NR | 565 | 295 | NR | 695 | 45 | NR | 825 | 1 | NR | 955 | 0 | NR |
| 440 | 108 | NR | 570 | 303 | NR | 700 | 39 | NR | 830 | 1 | NR | 960 | 0 | NR |
| 445 | 193 | NR | 575 | 311 | NR | 705 | 33 | NR | 835 | 1 | NR | 965 | 0 | NR |
| 450 | 312 | NR | 580 | 319 | NR | 710 | 28 | NR | 840 | 1 | NR | 970 | 0 | NR |
| 455 | 300 | NR | 585 | 326 | NR | 715 | 24 | NR | 845 | 0 | NR | 975 | 0 | NR |
| 460 | 214 | NR | 590 | 332 | NR | 720 | 20 | NR | 850 | 0 | NR | 980 | 0 | NR |
| 465 | 184 | NR | 595 | 333 | NR | 725 | 17 | NR | 855 | 0 | NR | 985 | 0 | NR |
| 470 | 153 | NR | 600 | 336 | NR | 730 | 15 | NR | 860 | 0 | NR | 990 | 0 | NR |
| 475 | 122 | NR | 605 | 337 | NR | 735 | 12 | NR | 865 | 0 | NR | 995 | 0 | NR |
| 480 | 115 | NR | 610 | 367 | NR | 740 | 10 | NR | 870 | 0 | NR | 1000 | 0 | NR |
| 485 | 125 | NR | 615 | 390 | NR | 745 | 9 | NR | 875 | 0 | NR | | | |

REPORT NUMBER: SP1-2506-472-6

Scotopic Flux vs. Wavelength



Scotopic Lumens: NR

S/P: 1.62

| λ (nm) | Power W [^] /nm | Lumens (φ/nm) | λ (nm) | Power W [^] /nm | Lumens (φ/nm) | λ (nm) | Power W [^] /nm | Lumens (φ/nm) | λ (nm) | Power W [^] /nm | Lumens (φ/nm) | λ (nm) | Power W [^] /nm | Lumens (φ/nm) |
|--------|--------------------------|---------------|--------|--------------------------|---------------|--------|--------------------------|---------------|--------|--------------------------|---------------|--------|--------------------------|---------------|
| 360 | 0 | NR | 490 | 140 | NR | 620 | 338 | NR | 750 | 8 | NR | 880 | 0 | NR |
| 365 | 0 | NR | 495 | 159 | NR | 625 | 339 | NR | 755 | 7 | NR | 885 | 0 | NR |
| 370 | 0 | NR | 500 | 182 | NR | 630 | 1000 | NR | 760 | 5 | NR | 890 | 0 | NR |
| 375 | 0 | NR | 505 | 202 | NR | 635 | 653 | NR | 765 | 5 | NR | 895 | 0 | NR |
| 380 | 0 | NR | 510 | 216 | NR | 640 | 222 | NR | 770 | 4 | NR | 900 | 0 | NR |
| 385 | 0 | NR | 515 | 228 | NR | 645 | 214 | NR | 775 | 3 | NR | 905 | 0 | NR |
| 390 | 0 | NR | 520 | 236 | NR | 650 | 185 | NR | 780 | 3 | NR | 910 | 0 | NR |
| 395 | 1 | NR | 525 | 242 | NR | 655 | 157 | NR | 785 | 3 | NR | 915 | 0 | NR |
| 400 | 2 | NR | 530 | 248 | NR | 660 | 133 | NR | 790 | 2 | NR | 920 | 0 | NR |
| 405 | 3 | NR | 535 | 253 | NR | 665 | 113 | NR | 795 | 2 | NR | 925 | 0 | NR |
| 410 | 4 | NR | 540 | 258 | NR | 670 | 103 | NR | 800 | 2 | NR | 930 | 0 | NR |
| 415 | 7 | NR | 545 | 264 | NR | 675 | 85 | NR | 805 | 1 | NR | 935 | 0 | NR |
| 420 | 13 | NR | 550 | 270 | NR | 680 | 72 | NR | 810 | 1 | NR | 940 | 0 | NR |
| 425 | 22 | NR | 555 | 278 | NR | 685 | 62 | NR | 815 | 1 | NR | 945 | 0 | NR |
| 430 | 38 | NR | 560 | 286 | NR | 690 | 53 | NR | 820 | 1 | NR | 950 | 0 | NR |
| 435 | 65 | NR | 565 | 295 | NR | 695 | 45 | NR | 825 | 1 | NR | 955 | 0 | NR |
| 440 | 108 | NR | 570 | 303 | NR | 700 | 39 | NR | 830 | 1 | NR | 960 | 0 | NR |
| 445 | 193 | NR | 575 | 311 | NR | 705 | 33 | NR | 835 | 1 | NR | 965 | 0 | NR |
| 450 | 312 | NR | 580 | 319 | NR | 710 | 28 | NR | 840 | 1 | NR | 970 | 0 | NR |
| 455 | 300 | NR | 585 | 326 | NR | 715 | 24 | NR | 845 | 0 | NR | 975 | 0 | NR |
| 460 | 214 | NR | 590 | 332 | NR | 720 | 20 | NR | 850 | 0 | NR | 980 | 0 | NR |
| 465 | 184 | NR | 595 | 333 | NR | 725 | 17 | NR | 855 | 0 | NR | 985 | 0 | NR |
| 470 | 153 | NR | 600 | 336 | NR | 730 | 15 | NR | 860 | 0 | NR | 990 | 0 | NR |
| 475 | 122 | NR | 605 | 337 | NR | 735 | 12 | NR | 865 | 0 | NR | 995 | 0 | NR |
| 480 | 115 | NR | 610 | 367 | NR | 740 | 10 | NR | 870 | 0 | NR | 1000 | 0 | NR |
| 485 | 125 | NR | 615 | 390 | NR | 745 | 9 | NR | 875 | 0 | NR | | | |

REPORT NUMBER: SP1-2506-472-6

Melanopic Flux vs. Wavelength



Melanopic Lumens: NR M/P: 3.3

| λ (nm) | Power W [^] /nm | Lumens (φ/nm) | λ (nm) | Power W [^] /nm | Lumens (φ/nm) | λ (nm) | Power W [^] /nm | Lumens (φ/nm) | λ (nm) | Power W [^] /nm | Lumens (φ/nm) | λ (nm) | Power W [^] /nm | Lumens (φ/nm) |
|--------|--------------------------|---------------|--------|--------------------------|---------------|--------|--------------------------|---------------|--------|--------------------------|---------------|--------|--------------------------|---------------|
| 360 | 0 | NR | 490 | 140 | NR | 620 | 338 | NR | 750 | 8 | NR | 880 | 0 | NR |
| 365 | 0 | NR | 495 | 159 | NR | 625 | 339 | NR | 755 | 7 | NR | 885 | 0 | NR |
| 370 | 0 | NR | 500 | 182 | NR | 630 | 1000 | NR | 760 | 5 | NR | 890 | 0 | NR |
| 375 | 0 | NR | 505 | 202 | NR | 635 | 653 | NR | 765 | 5 | NR | 895 | 0 | NR |
| 380 | 0 | NR | 510 | 216 | NR | 640 | 222 | NR | 770 | 4 | NR | 900 | 0 | NR |
| 385 | 0 | NR | 515 | 228 | NR | 645 | 214 | NR | 775 | 3 | NR | 905 | 0 | NR |
| 390 | 0 | NR | 520 | 236 | NR | 650 | 185 | NR | 780 | 3 | NR | 910 | 0 | NR |
| 395 | 1 | NR | 525 | 242 | NR | 655 | 157 | NR | 785 | 3 | NR | 915 | 0 | NR |
| 400 | 2 | NR | 530 | 248 | NR | 660 | 133 | NR | 790 | 2 | NR | 920 | 0 | NR |
| 405 | 3 | NR | 535 | 253 | NR | 665 | 113 | NR | 795 | 2 | NR | 925 | 0 | NR |
| 410 | 4 | NR | 540 | 258 | NR | 670 | 103 | NR | 800 | 2 | NR | 930 | 0 | NR |
| 415 | 7 | NR | 545 | 264 | NR | 675 | 85 | NR | 805 | 1 | NR | 935 | 0 | NR |
| 420 | 13 | NR | 550 | 270 | NR | 680 | 72 | NR | 810 | 1 | NR | 940 | 0 | NR |
| 425 | 22 | NR | 555 | 278 | NR | 685 | 62 | NR | 815 | 1 | NR | 945 | 0 | NR |
| 430 | 38 | NR | 560 | 286 | NR | 690 | 53 | NR | 820 | 1 | NR | 950 | 0 | NR |
| 435 | 65 | NR | 565 | 295 | NR | 695 | 45 | NR | 825 | 1 | NR | 955 | 0 | NR |
| 440 | 108 | NR | 570 | 303 | NR | 700 | 39 | NR | 830 | 1 | NR | 960 | 0 | NR |
| 445 | 193 | NR | 575 | 311 | NR | 705 | 33 | NR | 835 | 1 | NR | 965 | 0 | NR |
| 450 | 312 | NR | 580 | 319 | NR | 710 | 28 | NR | 840 | 1 | NR | 970 | 0 | NR |
| 455 | 300 | NR | 585 | 326 | NR | 715 | 24 | NR | 845 | 0 | NR | 975 | 0 | NR |
| 460 | 214 | NR | 590 | 332 | NR | 720 | 20 | NR | 850 | 0 | NR | 980 | 0 | NR |
| 465 | 184 | NR | 595 | 333 | NR | 725 | 17 | NR | 855 | 0 | NR | 985 | 0 | NR |
| 470 | 153 | NR | 600 | 336 | NR | 730 | 15 | NR | 860 | 0 | NR | 990 | 0 | NR |
| 475 | 122 | NR | 605 | 337 | NR | 735 | 12 | NR | 865 | 0 | NR | 995 | 0 | NR |
| 480 | 115 | NR | 610 | 367 | NR | 740 | 10 | NR | 870 | 0 | NR | 1000 | 0 | NR |
| 485 | 125 | NR | 615 | 390 | NR | 745 | 9 | NR | 875 | 0 | NR | | | |

Summary

$R_f = 91.3$
 $R_g = 100$
 $CIE R_a = 94.6$
 $R_9 = 63.8$



Color Vector Graphics



Individual Sample Fidelity Index ($R_{f,i}$)

| | | | |
|------------|------------|------------|------------|
| CES01 = 86 | CES26 = 94 | CES51 = 97 | CES76 = 90 |
| CES02 = 63 | CES27 = 92 | CES52 = 98 | CES77 = 86 |
| CES03 = 31 | CES28 = 97 | CES53 = 98 | CES78 = 86 |
| CES04 = 70 | CES29 = 97 | CES54 = 93 | CES79 = 90 |
| CES05 = 50 | CES30 = 92 | CES55 = 92 | CES80 = 91 |
| CES06 = 51 | CES31 = 97 | CES56 = 96 | CES81 = 74 |
| CES07 = 43 | CES32 = 89 | CES57 = 94 | CES82 = 96 |
| CES08 = 41 | CES33 = 99 | CES58 = 95 | CES83 = 94 |
| CES09 = 29 | CES34 = 94 | CES59 = 98 | CES84 = 95 |
| CES10 = 75 | CES35 = 97 | CES60 = 92 | CES85 = 79 |
| CES11 = 58 | CES36 = 81 | CES61 = 93 | CES86 = 79 |
| CES12 = 64 | CES37 = 96 | CES62 = 86 | CES87 = 92 |
| CES13 = 44 | CES38 = 87 | CES63 = 94 | CES88 = 98 |
| CES14 = 74 | CES39 = 99 | CES64 = 91 | CES89 = 84 |
| CES15 = 72 | CES40 = 97 | CES65 = 90 | CES90 = 96 |
| CES16 = 48 | CES41 = 96 | CES66 = 89 | CES91 = 75 |
| CES17 = 49 | CES42 = 94 | CES67 = 88 | CES92 = 76 |
| CES18 = 56 | CES43 = 93 | CES68 = 89 | CES93 = 86 |
| CES19 = 71 | CES44 = 99 | CES69 = 90 | CES94 = 74 |
| CES20 = 67 | CES45 = 97 | CES70 = 88 | CES95 = 83 |
| CES21 = 86 | CES46 = 97 | CES71 = 83 | CES96 = 92 |
| CES22 = 78 | CES47 = 91 | CES72 = 94 | CES97 = 96 |
| CES23 = 91 | CES48 = 91 | CES73 = 83 | CES98 = 95 |
| CES24 = 90 | CES49 = 96 | CES74 = 90 | CES99 = 92 |
| CES25 = 71 | CES50 = 98 | CES75 = 85 | |



Color Rendition by Hue-Angle Bin



Measure Comparisons



(END OF REPORT)