

Cooper Lighting Solutions Photometric Lab
1121 Highway 74 South
Peachtree City, GA 30269



Scaled data based on original data using
LM-79-2019 Approved Method: Electrical and Photometric Measurements of Solid-
State Lighting Products

Test Report Prepared for
Cooper Lighting Solutions

Brand: METALUX

Report Number: P1433796

Luminaire Tested: EHBR1-30-UNV-A1-L940-UPL15

Issue Date: 3/20/2026

Test Information

Test Method: LM-79-2019
Report Number: P1433796
REPORT IS A COMBINATION OF REPORTS P1431733 AND P1431635
Test Lab: INNOVATION CENTER
Issue Date: 3/20/2026
Manufacturer: COOPER LIGHTING SOLUTIONS
Product Line: METALUX
Catalog Number: EHBR1-30-UNV-A1-L940-UPL15
Description: Elevate Round Highbay at, 30000 lumens, 4000K 90CRI LEDs with A lens
Light Source: -
Ballast/Driver: -

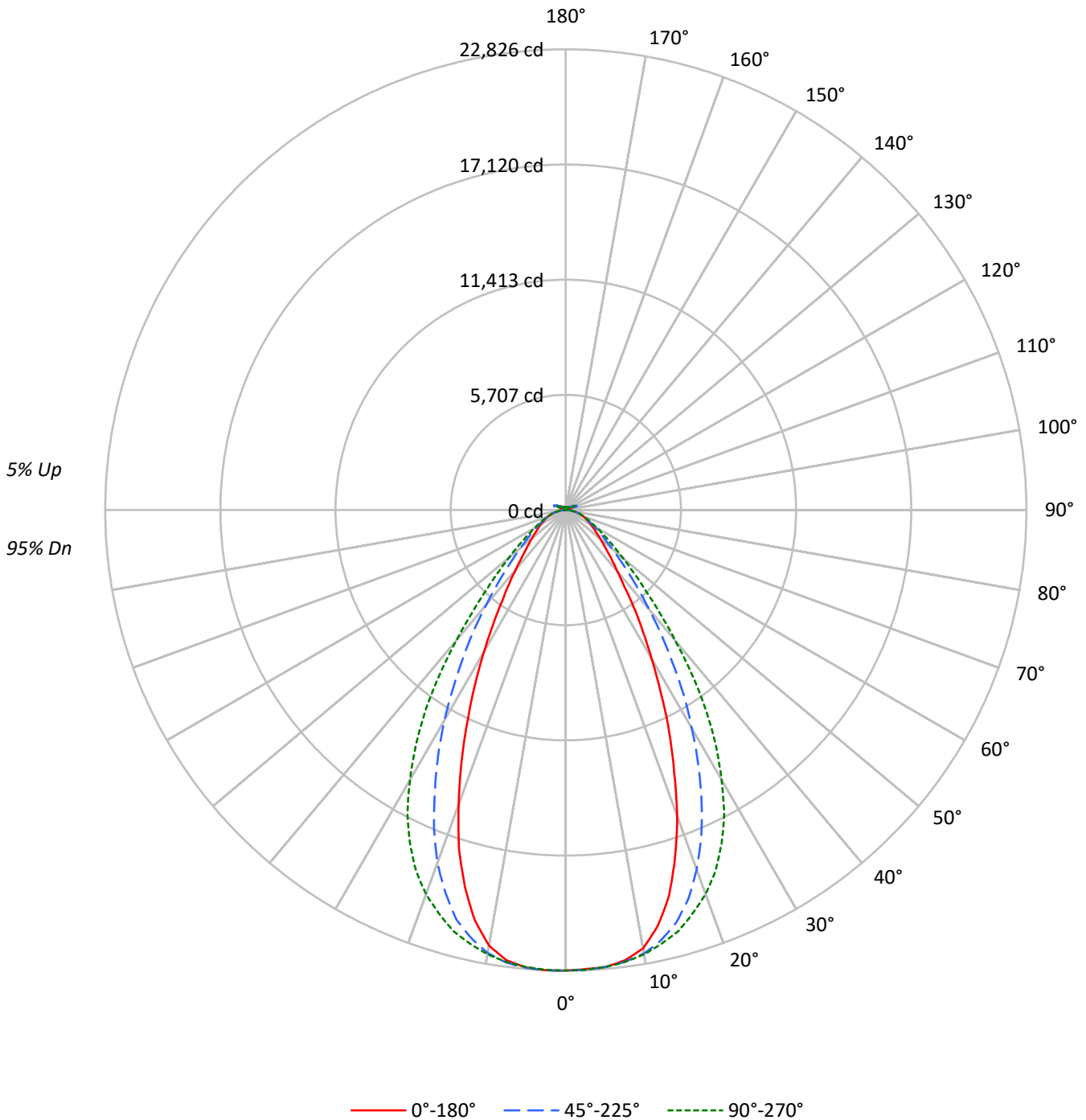
Summary

Lumens per Lamp: N/A
Luminaire Lumens: 29731.6 lumens
Efficiency: N/A
Efficacy: 175.8 lumens/watt
Spacing Criteria (0/90/45): 0.8 / 1.07 / 0.95
Luminous Opening: Vertical Cylinder (Dia: 1.71' x H: 0.1')
CIE Type: Direct

Input Watts (W): 169.1
Input Voltage (V): NR
Input Current (Ain): NR
Voltage Rise (V): NR
Power Factor: NR
Total Harmonic Distortion (THDi): NR
Frequency (hertz): 60
Stabilization Time: NR
Operation Time: NR
Ambient Temperature (°C): NR
Test Distance: 24 FT

TEST NUMBER: P1433796
CATALOG NUMBER: EHBR1-30-UNV-A1-L940-UPL15

Luminous Intensity Polar Plot





TEST NUMBER: P1433796
 CATALOG NUMBER: EHBR1-30-UNV-A1-L940-UPL15

COEFFICIENT OF UTILIZATION - ZONAL CAVITY METHOD:

RF	20					20					20					20					20	
RC	80					70					50					30					10	0
RW	70	50	30	10	70	50	30	10	50	30	10	50	30	10	50	30	10	50	30	10	0	
RCR																						
0	118	118	118	118	115	115	115	115	109	109	109	103	103	103	98	98	98	98	98	98	95	
1	111	107	104	101	107	104	101	99	99	97	95	95	93	91	90	89	88	88	88	88	86	
2	103	97	92	88	100	95	90	86	91	87	84	87	84	81	83	81	79	79	79	79	77	
3	96	88	82	77	94	87	81	76	83	78	74	80	76	73	77	74	71	71	71	71	69	
4	90	81	74	69	88	79	73	68	77	71	67	74	69	66	71	67	64	64	64	64	62	
5	85	74	67	62	82	73	67	62	71	65	61	68	63	60	66	62	59	59	59	59	57	
6	79	69	62	56	78	68	61	56	66	60	55	64	58	55	62	57	54	54	54	54	52	
7	75	64	57	52	73	63	56	51	61	55	51	59	54	50	58	53	50	50	50	50	48	
8	71	59	52	48	69	59	52	47	57	51	47	56	50	46	54	49	46	46	46	46	44	
9	67	56	49	44	65	55	48	44	53	48	43	52	47	43	51	46	43	43	43	43	41	
10	63	52	45	41	62	51	45	41	50	44	40	49	44	40	48	43	40	40	40	40	38	

AVERAGE LUMINANCE (cd/sqm):

	0°	45°	90°	135°	180°
0°	107148	107148	107148	107148	107148
5°	106440	106424	106429	106617	106552
10°	103809	105019	105185	104889	103130
15°	94242	100818	102893	100009	92078
20°	78534	92236	98537	90499	75476
25°	60734	79752	91411	76840	57588
30°	44270	64948	80298	62484	42019
35°	31911	50060	65993	47903	29829
40°	22959	36973	48633	35413	22250
45°	18091	27049	33967	25876	17465
50°	15010	20323	24584	19652	14782
55°	13109	16047	18619	15779	12932
60°	11822	13396	14835	13313	11906
65°	11057	11817	12466	11853	11162
70°	10501	10752	11083	10811	10604
75°	9796	9735	9796	9761	9892
80°	8849	8212	8029	8339	8849
85°	6130	5199	5144	5284	6314

MAXIMUM LUMINANCE 45°-90°:

Horizontal Angle: 67.5°
 Vertical Angle: 45°
 Luminance: 35588 cd/sqm



TEST NUMBER: P1433796
 CATALOG NUMBER: EHBR1-30-UNV-A1-L940-UPL15

ZONAL LUMENS:

Zone	Lumens	% Fixture
0°-10°	2154.7	7.2
10°-20°	5791.0	19.5
20°-30°	7041.8	23.7
30°-40°	5736.1	19.3
40°-50°	3443.9	11.6
50°-60°	1982.0	6.7
60°-70°	1240.4	4.2
70°-80°	730.5	2.5
80°-90°	216.1	0.7
90°-100°	36.6	0.1
100°-110°	241.8	0.8
110°-120°	447.2	1.5
120°-130°	265.5	0.9
130°-140°	161.1	0.5
140°-150°	112.4	0.4
150°-160°	73.8	0.2
160°-170°	42.6	0.1
170°-180°	14.2	0.0
0°-30°	14987.4	50.4
0°-40°	20723.5	69.7
0°-60°	26149.4	88.0
0°-90°	28336.5	95.3
90°-120°	725.5	2.4
90°-150°	1264.5	4.3
90°-180°	1395.0	4.7
0°-180°	29731.6	100.0

CANDELA DISTRIBUTION:

	0°	45°	90°	135°	180°	Flux
0°	22816	22816	22816	22816	22816	
5°	22727	22723	22724	22764	22750	2148
15°	19771	21151	21586	20981	19317	5439
25°	12129	15926	18255	15345	11500	5526
35°	5857	9188	12112	8792	5475	3705
45°	2927	4376	5496	4187	2826	2309
55°	1772	2169	2516	2132	1748	1601
65°	1154	1233	1301	1237	1165	1147
75°	690	686	690	688	697	731
85°	211	179	177	182	217	225
90°	11	28	10	29	10	15
95°	18	62	19	53	17	17
105°	85	423	111	450	56	113
115°	388	500	476	553	406	357
125°	280	267	304	296	319	255
135°	206	206	193	215	223	161
145°	171	179	176	181	184	109
155°	154	157	156	158	166	72
165°	148	150	148	149	154	42
175°	150	150	148	149	153	14
180°	150	150	150	150	150	



TEST NUMBER: P1433796
 CATALOG NUMBER: EHBR1-30-UNV-A1-L940-UPL15

CANDELA DISTRIBUTION (FULL):

	0°	22.5°	45°	67.5°	90°	112.5°	135°	157.5°	180°
0°	22816.5	22816.5	22816.5	22816.5	22816.5	22816.5	22816.5	22816.5	22816.5
2.5°	22766.4	22786.9	22795.4	22800.3	22805.5	22819.8	22826.1	22816.0	22824.6
5°	22726.7	22728.1	22723.3	22744.8	22724.2	22738.6	22764.4	22754.3	22750.5
7.5°	22495.3	22543.1	22571.4	22578.5	22582.4	22600.1	22618.1	22515.5	22500.1
10°	22055.7	22135.5	22312.8	22363.4	22348.1	22376.8	22285.1	22016.5	21911.4
12.5°	21091.8	21372.3	21833.0	22038.0	22000.7	22026.1	21713.5	21146.8	20820.9
15°	19771.4	20182.9	21151.1	21555.4	21586.4	21555.4	20981.4	19877.0	19317.4
17.5°	18016.2	18776.0	20201.5	20986.2	20941.3	20956.1	19866.5	18234.1	17593.8
20°	16141.0	16950.9	18957.1	20266.0	20252.2	20169.0	18600.1	16447.3	15512.6
22.5°	14020.2	15064.8	17531.2	19380.5	19375.3	19236.7	17058.0	14496.0	13489.7
25°	12128.6	13153.3	15926.4	18295.8	18254.7	18096.9	15344.8	12549.6	11500.2
27.5°	10173.2	11238.4	14213.2	17024.5	16996.4	16824.3	13707.1	10730.3	9731.6
30°	8515.4	9489.3	12492.8	15625.8	15445.2	15425.5	12018.7	9045.8	8082.4
32.5°	7095.1	7930.0	10870.9	14163.0	13843.3	13934.5	10336.1	7637.1	6682.2
35°	5856.9	6592.4	9187.8	12471.3	12112.0	12230.0	8792.0	6266.4	5474.6
37.5°	4753.5	5460.7	7761.3	10825.9	10276.4	10499.1	7434.0	5233.3	4598.7
40°	3979.3	4540.4	6408.4	9020.5	8429.3	8792.0	6138.0	4364.9	3856.5
42.5°	3428.8	3794.9	5289.2	7296.7	6843.3	7100.4	5058.8	3649.1	3268.7
45°	2927.0	3219.0	4376.4	5758.0	5495.7	5734.1	4186.7	3111.5	2825.7
47.5°	2556.7	2781.7	3602.8	4649.8	4486.8	4562.4	3496.7	2715.3	2483.1
50°	2237.0	2410.9	3028.8	3752.9	3663.9	3710.3	2928.9	2362.7	2203.1
52.5°	1988.5	2116.0	2540.4	3084.2	3040.3	3047.4	2496.0	2078.3	1962.7
55°	1771.5	1860.4	2168.6	2526.5	2516.1	2518.0	2132.4	1841.8	1747.6
57.5°	1581.7	1655.3	1863.8	2122.3	2107.0	2110.4	1846.5	1635.8	1575.1
60°	1421.2	1470.4	1610.4	1793.5	1783.4	1779.2	1600.4	1452.2	1431.3
62.5°	1278.8	1310.4	1407.3	1537.3	1518.2	1522.5	1406.9	1311.8	1280.7
65°	1154.1	1165.1	1233.4	1313.7	1301.2	1311.8	1237.2	1172.3	1165.1
67.5°	1032.3	1043.3	1083.3	1137.4	1123.0	1131.7	1084.3	1046.1	1039.9
70°	921.4	920.8	943.4	972.5	972.5	973.9	948.6	925.7	930.4
72.5°	806.6	803.8	810.5	830.1	824.8	843.0	816.2	809.0	810.0
75°	690.1	682.0	685.8	695.8	690.1	699.7	687.6	696.8	696.8
77.5°	580.1	564.9	560.1	561.5	551.0	565.3	568.2	574.5	588.7
80°	465.5	443.9	432.0	431.5	422.4	431.5	438.7	451.6	465.5
82.5°	345.5	326.9	306.8	303.0	297.3	302.5	312.1	327.4	349.8
85°	210.7	191.2	178.7	172.1	176.8	176.8	181.6	203.1	217.0
87.5°	76.0	66.4	54.5	55.0	56.4	58.3	60.7	76.5	83.7
90°	10.9	16.2	27.8	17.7	10.0	17.0	29.3	15.4	10.4
92.5°	15.1	24.7	44.6	23.1	13.1	23.1	41.6	20.8	14.3
95°	17.9	28.5	62.4	30.8	19.3	28.5	53.1	23.1	17.4
97.5°	22.5	31.6	71.6	37.7	30.0	35.4	60.1	24.7	21.2
100°	29.4	37.0	111.7	46.2	40.1	40.1	110.1	28.5	24.8
102.5°	49.5	78.5	237.2	87.0	60.8	78.5	255.6	57.8	30.2
105°	84.9	165.6	422.8	182.5	110.9	180.2	450.5	150.9	55.6
107.5°	146.5	296.4	557.6	323.5	210.3	336.5	580.7	298.8	130.3
110°	272.8	393.5	584.5	444.3	336.5	470.6	633.8	409.7	264.3



TEST NUMBER: P1433796
 CATALOG NUMBER: EHBR1-30-UNV-A1-L940-UPL15

CANDELA DISTRIBUTION (continued):

	0°	22.5°	45°	67.5°	90°	112.5°	135°	157.5°	180°
112.5°	368.3	422.8	559.8	490.5	438.2	524.4	619.2	454.4	366.0
115°	387.6	406.6	499.8	479.0	475.9	516.8	552.9	452.8	406.0
117.5°	374.9	371.2	424.4	430.5	459.8	472.8	477.5	425.1	408.3
120°	346.7	330.4	354.2	375.8	415.0	409.7	402.0	384.8	385.2
122.5°	312.5	293.1	303.4	319.6	358.9	347.3	339.6	343.1	354.1
125°	280.1	260.8	267.2	271.1	304.2	292.6	296.2	307.7	318.7
127.5°	251.6	238.4	241.9	237.2	258.0	252.6	264.6	278.2	287.1
130°	232.4	221.2	226.1	214.8	225.4	226.9	242.8	253.5	259.4
132.5°	216.8	209.3	215.5	201.9	205.0	211.7	226.3	236.1	239.2
135°	205.7	199.1	206.0	193.1	192.9	202.2	215.3	221.5	222.7
137.5°	195.7	190.3	197.2	188.0	185.7	195.0	205.0	209.6	208.5
140°	187.4	182.3	190.1	183.1	181.6	190.8	195.5	201.2	199.7
142.5°	177.9	174.8	183.5	179.0	177.4	186.3	188.7	192.5	191.5
145°	171.4	169.1	178.6	176.4	175.5	182.1	180.6	186.5	184.2
147.5°	166.8	164.6	172.9	172.2	172.2	176.8	175.0	180.0	178.3
150°	161.8	159.8	168.0	167.2	168.0	171.1	168.4	174.9	174.6
152.5°	156.9	154.8	162.3	161.1	161.8	164.9	162.9	169.5	169.7
155°	153.5	151.5	157.4	156.4	156.4	158.5	157.9	165.1	165.6
157.5°	151.8	150.1	154.6	153.6	153.6	154.8	155.0	161.4	161.8
160°	150.6	148.7	152.4	151.5	150.7	152.7	152.9	158.5	159.0
162.5°	149.2	147.5	151.3	150.1	149.6	150.1	150.3	156.4	156.9
165°	148.0	147.1	150.0	149.1	148.2	149.1	149.0	153.0	154.2
167.5°	148.5	147.3	149.7	148.7	147.9	147.2	148.7	152.0	153.2
170°	148.2	147.8	149.4	147.7	146.5	146.9	147.6	150.8	152.0
172.5°	149.2	148.7	150.4	148.7	147.5	147.9	147.8	150.3	152.2
175°	149.9	149.0	150.3	148.9	148.4	148.0	148.7	150.5	153.0
177.5°	151.1	150.2	150.7	149.3	148.0	148.5	149.9	151.8	154.9
180°	149.9	149.9	149.9	149.9	149.9	149.9	149.9	149.9	149.9



TEST NUMBER: P1433796
 CATALOG NUMBER: EHBR1-30-UNV-A1-L940-UPL15

CIE UGR TABLE:

Reflectances:											
Ceiling		0.7	0.7	0.5	0.5	0.3	0.7	0.7	0.5	0.5	0.3
Wall		0.5	0.3	0.5	0.3	0.3	0.5	0.3	0.5	0.3	0.3
Reference plane		0.2	0.2	0.2	0.2	0.2	0.2	0.2	0.2	0.2	0.2
Room dimensions		Viewed crosswise					Viewed endwise				
X=2H	Y=2H	17.78	18.96	18.22	19.38	19.81	18.76	19.94	19.21	20.36	20.79
	3H	19.26	20.31	19.72	20.74	21.22	20.02	21.08	20.48	21.50	21.99
	4H	19.86	20.84	20.34	21.29	21.79	20.52	21.50	21.01	21.95	22.45
	6H	20.32	21.23	20.82	21.69	22.20	20.88	21.78	21.37	22.25	22.76
	8H	20.47	21.33	20.98	21.81	22.33	20.97	21.83	21.49	22.32	22.83
	12H	20.55	21.37	21.06	21.84	22.39	21.01	21.83	21.53	22.31	22.85
4H	2H	18.30	19.28	18.78	19.73	20.23	19.08	20.06	19.56	20.51	21.01
	3H	19.98	20.79	20.48	21.29	21.81	20.57	21.38	21.06	21.87	22.39
	4H	20.70	21.43	21.21	21.93	22.49	21.19	21.92	21.71	22.43	22.98
	6H	21.28	21.91	21.82	22.44	23.02	21.67	22.30	22.21	22.83	23.40
	8H	21.47	22.05	22.01	22.59	23.17	21.80	22.39	22.35	22.92	23.50
	12H	21.57	22.09	22.14	22.66	23.24	21.87	22.39	22.44	22.95	23.54
8H	4H	20.92	21.51	21.47	22.04	22.62	21.37	21.96	21.92	22.49	23.07
	6H	21.61	22.09	22.19	22.67	23.26	21.95	22.43	22.53	23.01	23.60
	8H	21.87	22.29	22.46	22.89	23.49	22.15	22.57	22.75	23.17	23.77
	12H	22.03	22.41	22.63	22.98	23.66	22.27	22.64	22.86	23.22	23.90
12H	4H	20.92	21.44	21.49	22.01	22.59	21.37	21.89	21.93	22.45	23.04
	6H	21.64	22.06	22.24	22.66	23.26	21.97	22.40	22.57	23.00	23.60
	8H	21.93	22.31	22.52	22.88	23.56	22.21	22.59	22.80	23.16	23.84

LM-79-2019: Approved Method: Electrical and Photometric Measurements of Solid-
State Lighting Products

Report Prepared for

Cooper Lighting Solutions

Metalux

Report Number: SP1-2506-472-7

Test Date: 08/04/2025

Luminaire Tested: EHBR-60-L940-N

Data in this report applies to families of products including EHBR-60-L940-N

Test Information

Test Method: LM-79-2019
 Report Number: SP1-2506-472-7
 Test Lab: COOPER LIGHTING SOLUTIONS
 Photometer: SP1 - 76IN SPHERE
 Measurement Geometry: 4π
 Issue Date: 08/05/2025
 Manufacturer: COOPER LIGHTING SOLUTIONS
 Product Line: Metalux
 Catalog Number: **EHBR-60-L940-N**
 Description: Elevate Round Highbay at, 60000 lumens, 4000K 90CRI LEDs with N lens

Spectral Parameters

CCT (K): 3963
 CIE u': 0.2267
 CIE v': 0.5003
 Duv: -0.0016
 CIE x: 0.3810
 CIE y: 0.3738
 CIE z: 0.2453
 Peak Wavelength (nm): 630
 Dominant Wavelength (nm): 580
 Purity: 26.49712
 Rf: 90.7
 Rg: 101

CRI (Ra):	93.4		
R1:	95.2	R9:	66.4
R2:	95.1	R10:	86.6
R3:	93.3	R11:	94.4
R4:	94.5	R12:	75.4
R5:	94.2	R13:	95.0
R6:	92.9	R14:	95.4
R7:	94.0	R15:	92.8
R8:	87.7		



Test Conditions

Stabilization Time: 44M
 Operation Time: 1H 44M
 Sphere Temperature (°C): 25.0

REPORT NUMBER: SP1-2506-472-7

Measurement and Test Equipment			
Instrument	Identification Number	Calibration Date	Calibration Due Date
Photometer	76INCH SPHERE IN0058	6/16/2025	12/16/2025
Power Meter	XITRON INXT2011004	1/21/2025	1/21/2026
AC Power Source	CHROMA 61603 IN0063	10/22/2024	10/22/2025
DC Power Source	AGILENT E3634A IN0208	10/22/2024	10/22/2025
Sphere Thermometer	ONSET IN0085	10/22/2024	10/22/2025
Room Thermometer	ONSET IN0046	10/22/2024	10/22/2025

REPORT NUMBER: SP1-2506-472-7

CIE 1931 Chromaticity Diagram



CIE 1931 Chromaticity Diagram with 2017 ANSI 7-Step and 4-Step Quadrangles



CCT = 3963K
 CIE x = 0.3810
 CIE y = 0.3738
 Duv = -0.0016

Point lies inside the ANSI 4000K 4-step quadrangle

REPORT NUMBER: SP1-2506-472-7

Photopic Flux vs. Wavelength



Photopic Lumens: NR

λ (nm)	Power W [^] /nm	Lumens (ϕ /nm)	λ (nm)	Power W [^] /nm	Lumens (ϕ /nm)	λ (nm)	Power W [^] /nm	Lumens (ϕ /nm)	λ (nm)	Power W [^] /nm	Lumens (ϕ /nm)	λ (nm)	Power W [^] /nm	Lumens (ϕ /nm)
360	0	NR	490	141	NR	620	276	NR	750	5	NR	880	0	NR
365	0	NR	495	167	NR	625	279	NR	755	4	NR	885	0	NR
370	0	NR	500	193	NR	630	1000	NR	760	4	NR	890	0	NR
375	0	NR	505	215	NR	635	628	NR	765	3	NR	895	0	NR
380	0	NR	510	230	NR	640	164	NR	770	3	NR	900	0	NR
385	0	NR	515	243	NR	645	161	NR	775	2	NR	905	0	NR
390	1	NR	520	251	NR	650	137	NR	780	2	NR	910	0	NR
395	2	NR	525	256	NR	655	111	NR	785	2	NR	915	0	NR
400	3	NR	530	262	NR	660	92	NR	790	1	NR	920	0	NR
405	4	NR	535	267	NR	665	76	NR	795	1	NR	925	0	NR
410	6	NR	540	271	NR	670	71	NR	800	1	NR	930	0	NR
415	11	NR	545	276	NR	675	56	NR	805	1	NR	935	0	NR
420	20	NR	550	280	NR	680	47	NR	810	1	NR	940	0	NR
425	37	NR	555	285	NR	685	40	NR	815	1	NR	945	0	NR
430	63	NR	560	290	NR	690	34	NR	820	1	NR	950	0	NR
435	108	NR	565	294	NR	695	29	NR	825	1	NR	955	0	NR
440	186	NR	570	296	NR	700	25	NR	830	0	NR	960	0	NR
445	323	NR	575	298	NR	705	21	NR	835	0	NR	965	0	NR
450	403	NR	580	299	NR	710	18	NR	840	0	NR	970	0	NR
455	293	NR	585	298	NR	715	15	NR	845	0	NR	975	0	NR
460	214	NR	590	296	NR	720	13	NR	850	0	NR	980	0	NR
465	180	NR	595	288	NR	725	11	NR	855	0	NR	985	0	NR
470	132	NR	600	286	NR	730	9	NR	860	0	NR	990	0	NR
475	109	NR	605	282	NR	735	8	NR	865	0	NR	995	0	NR
480	110	NR	610	311	NR	740	7	NR	870	0	NR	1000	0	NR
485	121	NR	615	334	NR	745	6	NR	875	0	NR			

REPORT NUMBER: SP1-2506-472-7

Scotopic Flux vs. Wavelength



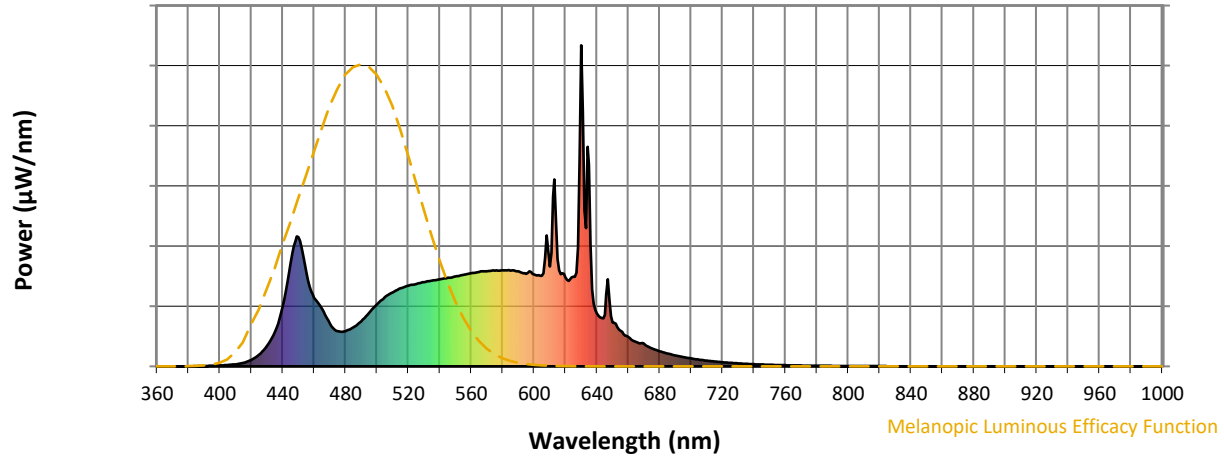
Scotopic Lumens: NR

S/P: 1.76

λ (nm)	Power W [^] /nm	Lumens (ϕ /nm)	λ (nm)	Power W [^] /nm	Lumens (ϕ /nm)	λ (nm)	Power W [^] /nm	Lumens (ϕ /nm)	λ (nm)	Power W [^] /nm	Lumens (ϕ /nm)	λ (nm)	Power W [^] /nm	Lumens (ϕ /nm)
360	0	NR	490	141	NR	620	276	NR	750	5	NR	880	0	NR
365	0	NR	495	167	NR	625	279	NR	755	4	NR	885	0	NR
370	0	NR	500	193	NR	630	1000	NR	760	4	NR	890	0	NR
375	0	NR	505	215	NR	635	628	NR	765	3	NR	895	0	NR
380	0	NR	510	230	NR	640	164	NR	770	3	NR	900	0	NR
385	0	NR	515	243	NR	645	161	NR	775	2	NR	905	0	NR
390	1	NR	520	251	NR	650	137	NR	780	2	NR	910	0	NR
395	2	NR	525	256	NR	655	111	NR	785	2	NR	915	0	NR
400	3	NR	530	262	NR	660	92	NR	790	1	NR	920	0	NR
405	4	NR	535	267	NR	665	76	NR	795	1	NR	925	0	NR
410	6	NR	540	271	NR	670	71	NR	800	1	NR	930	0	NR
415	11	NR	545	276	NR	675	56	NR	805	1	NR	935	0	NR
420	20	NR	550	280	NR	680	47	NR	810	1	NR	940	0	NR
425	37	NR	555	285	NR	685	40	NR	815	1	NR	945	0	NR
430	63	NR	560	290	NR	690	34	NR	820	1	NR	950	0	NR
435	108	NR	565	294	NR	695	29	NR	825	1	NR	955	0	NR
440	186	NR	570	296	NR	700	25	NR	830	0	NR	960	0	NR
445	323	NR	575	298	NR	705	21	NR	835	0	NR	965	0	NR
450	403	NR	580	299	NR	710	18	NR	840	0	NR	970	0	NR
455	293	NR	585	298	NR	715	15	NR	845	0	NR	975	0	NR
460	214	NR	590	296	NR	720	13	NR	850	0	NR	980	0	NR
465	180	NR	595	288	NR	725	11	NR	855	0	NR	985	0	NR
470	132	NR	600	286	NR	730	9	NR	860	0	NR	990	0	NR
475	109	NR	605	282	NR	735	8	NR	865	0	NR	995	0	NR
480	110	NR	610	311	NR	740	7	NR	870	0	NR	1000	0	NR
485	121	NR	615	334	NR	745	6	NR	875	0	NR			

REPORT NUMBER: SP1-2506-472-7

Melanopic Flux vs. Wavelength



Melanopic Lumens: NR

M/P: 3.64

λ (nm)	Power W [^] /nm	Lumens (φ/nm)	λ (nm)	Power W [^] /nm	Lumens (φ/nm)	λ (nm)	Power W [^] /nm	Lumens (φ/nm)	λ (nm)	Power W [^] /nm	Lumens (φ/nm)	λ (nm)	Power W [^] /nm	Lumens (φ/nm)
360	0	NR	490	141	NR	620	276	NR	750	5	NR	880	0	NR
365	0	NR	495	167	NR	625	279	NR	755	4	NR	885	0	NR
370	0	NR	500	193	NR	630	1000	NR	760	4	NR	890	0	NR
375	0	NR	505	215	NR	635	628	NR	765	3	NR	895	0	NR
380	0	NR	510	230	NR	640	164	NR	770	3	NR	900	0	NR
385	0	NR	515	243	NR	645	161	NR	775	2	NR	905	0	NR
390	1	NR	520	251	NR	650	137	NR	780	2	NR	910	0	NR
395	2	NR	525	256	NR	655	111	NR	785	2	NR	915	0	NR
400	3	NR	530	262	NR	660	92	NR	790	1	NR	920	0	NR
405	4	NR	535	267	NR	665	76	NR	795	1	NR	925	0	NR
410	6	NR	540	271	NR	670	71	NR	800	1	NR	930	0	NR
415	11	NR	545	276	NR	675	56	NR	805	1	NR	935	0	NR
420	20	NR	550	280	NR	680	47	NR	810	1	NR	940	0	NR
425	37	NR	555	285	NR	685	40	NR	815	1	NR	945	0	NR
430	63	NR	560	290	NR	690	34	NR	820	1	NR	950	0	NR
435	108	NR	565	294	NR	695	29	NR	825	1	NR	955	0	NR
440	186	NR	570	296	NR	700	25	NR	830	0	NR	960	0	NR
445	323	NR	575	298	NR	705	21	NR	835	0	NR	965	0	NR
450	403	NR	580	299	NR	710	18	NR	840	0	NR	970	0	NR
455	293	NR	585	298	NR	715	15	NR	845	0	NR	975	0	NR
460	214	NR	590	296	NR	720	13	NR	850	0	NR	980	0	NR
465	180	NR	595	288	NR	725	11	NR	855	0	NR	985	0	NR
470	132	NR	600	286	NR	730	9	NR	860	0	NR	990	0	NR
475	109	NR	605	282	NR	735	8	NR	865	0	NR	995	0	NR
480	110	NR	610	311	NR	740	7	NR	870	0	NR	1000	0	NR
485	121	NR	615	334	NR	745	6	NR	875	0	NR			

Summary

$R_f = 90.7$
 $R_g = 101$
 $CIE R_a = 93.4$
 $R_9 = 66.4$



Color Vector Graphics



Individual Sample Fidelity Index ($R_{f,i}$)

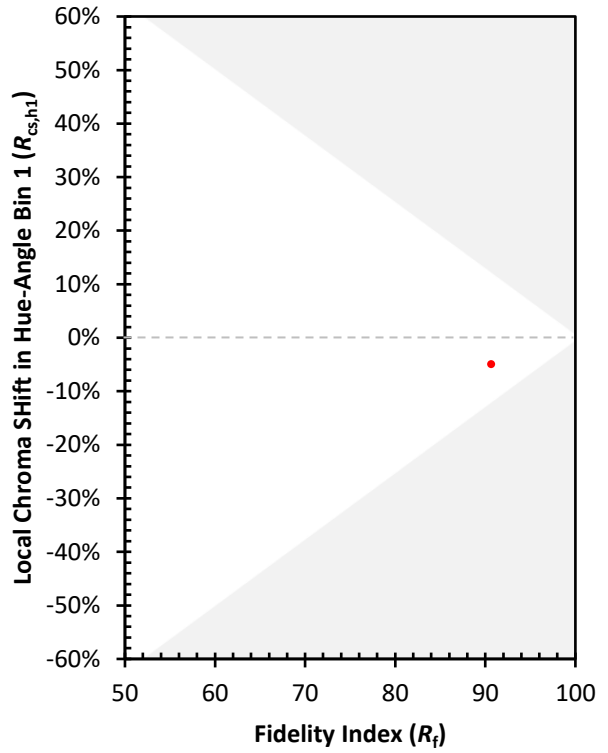
CES01 = 86	CES26 = 90	CES51 = 99	CES76 = 83
CES02 = 62	CES27 = 93	CES52 = 97	CES77 = 87
CES03 = 31	CES28 = 94	CES53 = 95	CES78 = 79
CES04 = 69	CES29 = 91	CES54 = 96	CES79 = 94
CES05 = 49	CES30 = 98	CES55 = 95	CES80 = 91
CES06 = 50	CES31 = 92	CES56 = 95	CES81 = 80
CES07 = 42	CES32 = 84	CES57 = 94	CES82 = 96
CES08 = 41	CES33 = 95	CES58 = 95	CES83 = 95
CES09 = 29	CES34 = 90	CES59 = 98	CES84 = 93
CES10 = 74	CES35 = 94	CES60 = 93	CES85 = 82
CES11 = 57	CES36 = 84	CES61 = 93	CES86 = 84
CES12 = 63	CES37 = 92	CES62 = 90	CES87 = 90
CES13 = 43	CES38 = 93	CES63 = 92	CES88 = 97
CES14 = 74	CES39 = 98	CES64 = 91	CES89 = 84
CES15 = 71	CES40 = 96	CES65 = 88	CES90 = 99
CES16 = 47	CES41 = 98	CES66 = 88	CES91 = 74
CES17 = 49	CES42 = 89	CES67 = 87	CES92 = 78
CES18 = 56	CES43 = 89	CES68 = 87	CES93 = 87
CES19 = 71	CES44 = 99	CES69 = 88	CES94 = 75
CES20 = 66	CES45 = 93	CES70 = 84	CES95 = 83
CES21 = 85	CES46 = 95	CES71 = 80	CES96 = 91
CES22 = 78	CES47 = 92	CES72 = 93	CES97 = 93
CES23 = 91	CES48 = 96	CES73 = 78	CES98 = 93
CES24 = 90	CES49 = 93	CES74 = 92	CES99 = 94
CES25 = 71	CES50 = 99	CES75 = 81	



Color Rendition by Hue-Angle Bin



Measure Comparisons



(END OF REPORT)