

Cooper Lighting Solutions Photometric Lab
1121 Highway 74 South
Peachtree City, GA 30269



Scaled data based on original data using
LM-79-2019 Approved Method: Electrical and Photometric Measurements of Solid-
State Lighting Products

Test Report Prepared for
Cooper Lighting Solutions

Brand: METALUX

Report Number: P1433711

Luminaire Tested: EHBR1-12-UNV-ASM-L940-UPL30

Issue Date: 3/20/2026

Test Information

Test Method: LM-79-2019
Report Number: P1433711
REPORT IS A COMBINATION OF REPORTS P1431648 AND P1431635
Test Lab: INNOVATION CENTER
Issue Date: 3/20/2026
Manufacturer: COOPER LIGHTING SOLUTIONS
Product Line: METALUX
Catalog Number: EHBR1-12-UNV-ASM-L940-UPL30
Description: Elevate Round Highbay at, 12000 lumens, 4000K 90CRI LEDs with ASM lens
Light Source: -
Ballast/Driver: -

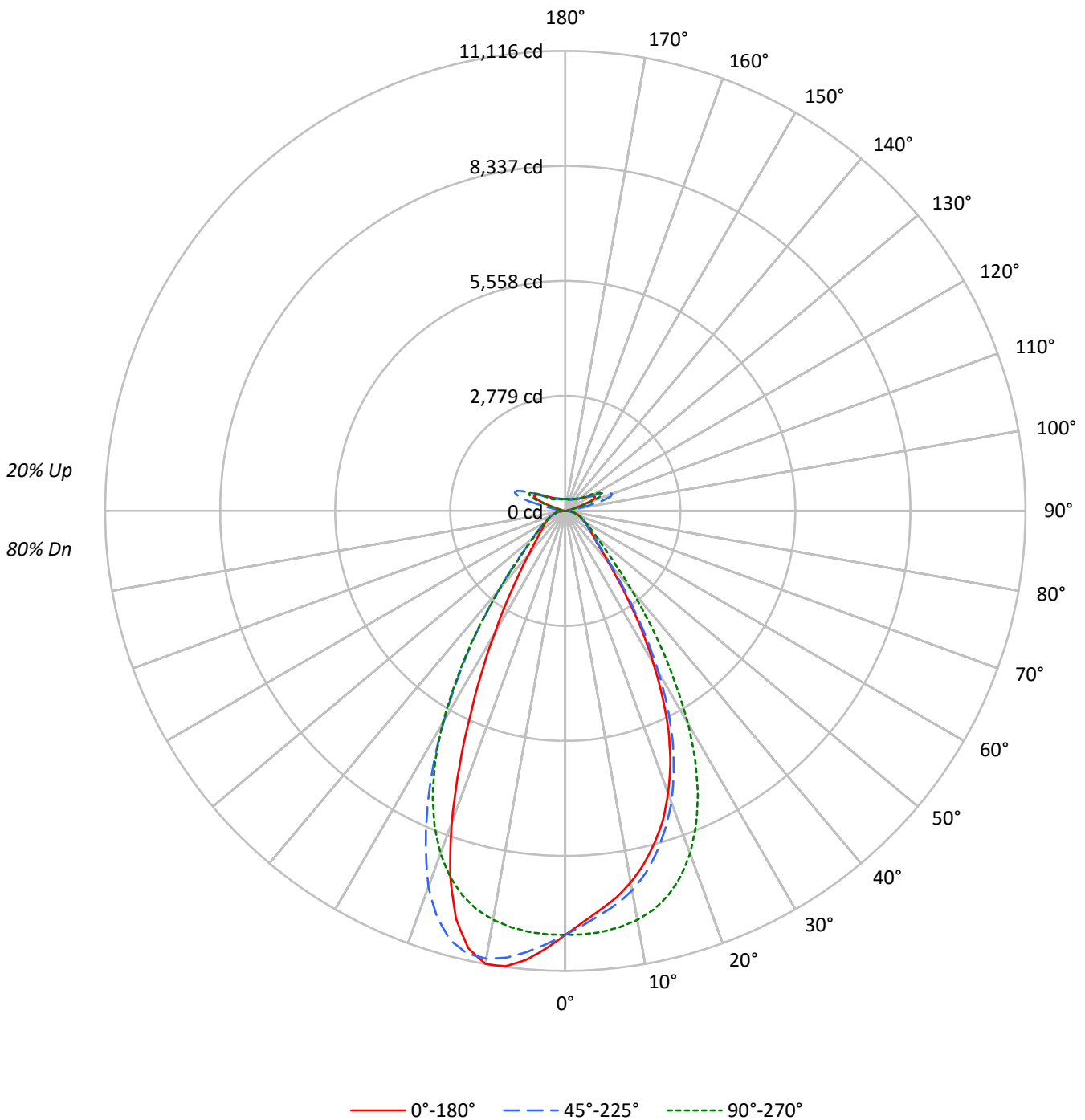
Summary

Lumens per Lamp: N/A
Luminaire Lumens: 14296.0 lumens
Efficiency: N/A
Efficacy: 164.9 lumens/watt
Spacing Criteria (0/90/45): 0.84 / 0.99 / 0.92
Luminous Opening: Vertical Cylinder (Dia: 1.71' x H: 0.1')
CIE Type: Semi-Direct

Input Watts (W): 86.7
Input Voltage (V): NR
Input Current (Ain): NR
Voltage Rise (V): NR
Power Factor: NR
Total Harmonic Distortion (THDi): NR
Frequency (hertz): 60
Stabilization Time: NR
Operation Time: NR
Ambient Temperature (°C): NR
Test Distance: 24 FT

TEST NUMBER: P1433711
CATALOG NUMBER: EHBR1-12-UNV-ASM-L940-UPL30

Luminous Intensity Polar Plot





TEST NUMBER: P1433711

CATALOG NUMBER: EHBR1-12-UNV-ASM-L940-UPL30

COEFFICIENT OF UTILIZATION - ZONAL CAVITY METHOD:

RF	20				20				20				20				20				
RC	80				70				50				30				10			0	
RW	70	50	30	10	70	50	30	10	50	30	10	50	30	10	50	30	10	50	30	10	0
RCR																					
0	114	114	114	114	109	109	109	109	100	100	100	92	92	92	84	84	84	84	84	84	80
1	107	103	100	97	102	99	96	94	91	89	87	84	83	81	78	77	75	75	75	75	72
2	100	94	89	84	96	90	86	82	84	80	77	78	75	72	72	70	68	68	68	68	65
3	93	85	79	74	89	82	77	73	77	72	69	72	68	65	67	64	62	62	62	62	59
4	87	78	72	66	84	76	70	65	71	66	62	66	62	59	62	59	56	56	56	56	54
5	82	72	65	60	79	70	63	59	66	60	56	62	57	54	58	55	52	52	52	52	50
6	77	67	60	55	74	65	58	54	61	56	52	58	53	50	54	51	48	48	48	48	46
7	72	62	55	50	70	60	54	49	57	51	48	54	49	46	51	47	44	44	44	44	42
8	68	57	51	46	66	56	50	45	53	48	44	51	46	43	48	44	41	41	41	41	39
9	65	54	47	43	62	52	46	42	50	45	41	48	43	40	45	41	39	39	39	39	37
10	61	50	44	40	59	49	43	39	47	42	38	45	40	37	43	39	36	36	36	36	35

AVERAGE LUMINANCE (cd/sqm):

	0°	45°	90°	135°	180°
0°	48108	48108	48108	48108	48108
5°	45333	45864	47815	50108	51010
10°	42905	43813	47227	51717	52319
15°	39633	40691	45833	51186	48621
20°	35301	36490	42865	47050	38987
25°	29584	30703	37939	39465	27013
30°	22135	23418	30805	30498	17574
35°	14736	15625	22094	21737	11381
40°	9293	9932	14285	14377	7844
45°	6621	6896	9063	9453	6077
50°	5515	5559	6731	6906	5163
55°	4868	4879	5495	5641	4704
60°	4508	4469	4758	4859	4481
65°	4303	4263	4338	4422	4321
70°	4179	4107	4111	4189	4234
75°	3973	3853	3844	3980	4095
80°	3614	3363	3378	3614	3868
85°	2633	2185	2185	2499	2761

MAXIMUM LUMINANCE 45°-90°:

Horizontal Angle: 112.5°
 Vertical Angle: 45°
 Luminance: 12743 cd/sqm



TEST NUMBER: P1433711
 CATALOG NUMBER: EHBR1-12-UNV-ASM-L940-UPL30

ZONAL LUMENS:

Zone	Lumens	% Fixture
0°-10°	974.1	6.8
10°-20°	2650.0	18.5
20°-30°	3107.9	21.7
30°-40°	2161.4	15.1
40°-50°	1074.1	7.5
50°-60°	642.4	4.5
60°-70°	452.2	3.2
70°-80°	291.3	2.0
80°-90°	97.5	0.7
90°-100°	75.3	0.5
100°-110°	495.9	3.5
110°-120°	917.0	6.4
120°-130°	544.4	3.8
130°-140°	328.3	2.3
140°-150°	226.4	1.6
150°-160°	146.9	1.0
160°-170°	83.5	0.6
170°-180°	27.6	0.2
0°-30°	6732.0	47.1
0°-40°	8893.4	62.2
0°-60°	10609.9	74.2
0°-90°	11450.8	80.1
90°-120°	1488.3	10.4
90°-150°	2587.3	18.1
90°-180°	2845.0	19.9
0°-180°	14296.0	100.0

CANDELA DISTRIBUTION:

	0°	45°	90°	135°	180°	Flux
0°	10244	10244	10244	10244	10244	
5°	9679	9793	10209	10699	10891	908
15°	8315	8537	9616	10739	10200	2319
25°	5908	6131	7576	7881	5394	2666
35°	2704	2868	4055	3990	2089	1723
45°	1071	1116	1466	1530	983	866
55°	658	659	743	762	636	597
65°	449	445	453	462	451	446
75°	280	271	271	280	288	295
85°	90	75	75	86	95	93
90°	21	57	21	61	22	14
95°	35	128	40	110	36	34
105°	172	867	228	924	114	231
115°	793	1025	976	1134	832	730
125°	572	548	624	607	652	521
135°	418	420	393	439	454	327
145°	345	361	354	363	370	218
155°	304	314	314	314	327	142
165°	286	294	292	291	300	82
175°	284	289	289	287	292	27
180°	288	288	288	288	288	



TEST NUMBER: P1433711
 CATALOG NUMBER: EHBR1-12-UNV-ASM-L940-UPL30

CANDELA DISTRIBUTION (FULL):

	0°	22.5°	45°	67.5°	90°	112.5°	135°	157.5°	180°
0°	10244.2	10244.2	10244.2	10244.2	10244.2	10244.2	10244.2	10244.2	10244.2
2.5°	9940.1	9946.6	10016.2	10106.7	10238.2	10370.6	10477.8	10548.5	10583.4
5°	9679.4	9715.6	9792.6	9958.7	10209.3	10474.3	10698.9	10845.9	10891.4
7.5°	9425.5	9446.4	9575.4	9785.3	10139.9	10552.9	10886.6	11058.1	11100.0
10°	9115.7	9163.1	9308.7	9556.4	10034.0	10602.5	10988.0	11110.9	11115.9
12.5°	8751.0	8813.8	8964.3	9276.6	9865.2	10584.8	10954.0	10913.7	10822.0
15°	8314.7	8369.7	8536.7	8899.0	9615.5	10480.1	10738.6	10410.4	10200.4
17.5°	7843.2	7893.2	8038.2	8437.2	9263.5	10284.2	10289.2	9639.6	9243.6
20°	7255.4	7294.6	7499.8	7891.2	8810.0	9969.9	9670.2	8482.4	8013.0
22.5°	6630.0	6666.7	6848.9	7256.4	8241.4	9546.1	8808.3	7318.1	6677.8
25°	5907.8	5927.9	6131.4	6499.9	7576.4	9026.9	7881.1	6049.5	5394.4
27.5°	5095.5	5129.5	5342.5	5718.8	6794.2	8368.8	6893.7	4943.4	4339.0
30°	4257.6	4313.9	4504.4	4841.4	5925.4	7525.1	5866.2	3936.8	3380.3
32.5°	3475.6	3516.1	3651.9	4004.0	4952.5	6698.2	4879.4	3154.4	2683.0
35°	2704.5	2745.0	2867.8	3213.5	4055.1	5663.6	3989.6	2478.6	2088.8
37.5°	2067.3	2139.0	2217.7	2498.4	3182.4	4686.0	3180.4	1995.9	1694.3
40°	1610.7	1622.3	1721.4	1900.9	2475.9	3664.0	2491.9	1593.2	1359.6
42.5°	1289.3	1320.6	1363.3	1497.8	1876.0	2801.7	1958.6	1307.6	1154.9
45°	1071.3	1083.6	1115.8	1206.2	1466.4	2061.7	1529.5	1103.2	983.2
47.5°	937.2	931.8	952.6	1020.2	1194.3	1593.4	1239.6	946.3	862.1
50°	822.0	818.7	828.5	873.6	1003.1	1222.7	1029.3	826.0	769.5
52.5°	732.5	735.3	736.3	764.3	861.8	997.1	876.5	736.1	698.1
55°	657.9	661.6	659.4	680.2	742.6	838.3	762.3	661.9	635.7
57.5°	599.7	597.0	594.1	605.3	652.2	711.1	661.9	598.8	581.3
60°	541.9	539.4	537.3	544.5	572.0	615.8	584.1	543.6	538.7
62.5°	492.4	490.8	490.6	489.3	510.4	538.0	516.5	494.1	489.7
65°	449.1	447.4	445.0	443.0	452.8	478.5	461.6	449.5	451.0
67.5°	405.9	405.9	401.8	398.6	408.2	421.7	414.3	407.4	409.2
70°	366.7	366.9	360.4	357.8	360.7	375.2	367.6	368.7	371.5
72.5°	324.7	320.0	315.3	315.0	315.5	326.5	324.0	326.4	329.4
75°	279.9	274.5	271.4	267.9	270.8	279.3	280.4	283.7	288.5
77.5°	236.6	228.4	225.9	224.2	222.3	231.9	235.5	239.9	247.1
80°	190.1	181.1	176.9	174.4	177.7	182.1	190.1	193.4	203.5
82.5°	140.6	133.9	128.7	128.5	130.1	134.1	141.0	147.1	152.9
85°	90.5	79.7	75.1	76.9	75.1	81.2	85.9	93.2	94.9
87.5°	32.7	25.5	24.4	26.9	26.3	28.2	32.2	35.1	35.3
90°	20.7	33.4	57.0	36.5	20.7	35.1	60.6	32.7	22.0
92.5°	30.2	50.7	91.8	47.5	27.0	47.7	85.8	43.7	29.9
95°	34.9	58.6	128.0	63.4	39.9	58.8	109.5	48.4	36.2
97.5°	44.5	64.9	147.0	77.5	62.0	72.9	123.7	51.6	44.1
100°	58.8	75.9	229.1	95.1	82.5	82.5	226.3	59.5	50.4
102.5°	99.8	161.2	486.3	178.8	125.1	161.5	524.8	119.7	61.5
105°	172.4	339.6	866.8	374.5	227.7	370.0	924.2	310.7	113.8
107.5°	298.7	607.9	1143.2	663.3	431.3	690.3	1190.9	613.8	266.9
110°	557.6	806.8	1198.5	911.1	690.2	965.0	1299.8	841.1	541.7



TEST NUMBER: P1433711
 CATALOG NUMBER: EHBR1-12-UNV-ASM-L940-UPL30

CANDELA DISTRIBUTION (continued):

	0°	22.5°	45°	67.5°	90°	112.5°	135°	157.5°	180°
112.5°	753.3	866.8	1148.0	1005.9	898.6	1075.5	1269.8	932.6	750.0
115°	792.7	833.6	1024.8	982.2	976.1	1059.7	1134.1	929.5	832.1
117.5°	765.9	761.1	870.2	882.9	942.9	969.8	979.4	872.7	836.8
120°	709.1	677.4	726.5	770.8	851.3	840.3	824.9	789.0	789.5
122.5°	638.1	600.2	622.5	655.8	736.4	712.6	697.1	704.0	724.7
125°	571.9	533.9	548.5	556.6	624.3	600.5	607.2	631.3	652.3
127.5°	513.6	488.1	496.4	487.1	529.7	518.6	542.5	569.8	587.6
130°	474.1	452.0	463.4	441.5	462.0	465.0	496.8	519.5	530.8
132.5°	441.1	427.0	440.1	413.5	419.6	432.0	462.2	481.8	488.3
135°	417.5	405.0	419.6	394.8	393.0	411.5	438.7	451.7	453.6
137.5°	397.2	386.3	401.2	382.3	377.4	395.9	416.6	426.6	423.6
140°	378.5	369.3	385.5	371.4	368.2	386.6	396.1	407.6	404.9
142.5°	358.5	352.2	371.5	362.0	358.9	375.9	380.6	388.9	385.9
145°	344.7	340.0	360.6	355.7	354.3	366.8	363.4	374.7	370.3
147.5°	332.4	329.2	348.2	346.5	346.5	355.7	351.0	360.6	356.3
150°	321.8	318.6	337.3	335.6	337.2	343.5	337.0	348.2	347.0
152.5°	311.1	307.7	324.9	323.1	324.7	331.0	324.7	337.5	336.1
155°	303.5	300.2	314.2	313.9	314.1	317.2	314.1	326.8	327.0
157.5°	297.8	295.8	306.7	306.5	306.5	308.3	306.7	318.0	318.2
160°	293.5	291.7	300.9	300.7	299.3	302.5	301.1	310.8	311.1
162.5°	289.2	287.4	298.1	296.5	296.5	296.5	295.5	305.1	305.5
165°	286.4	286.2	293.9	293.9	292.5	294.1	291.3	297.9	299.9
167.5°	286.4	284.8	292.7	292.7	291.3	289.7	290.1	295.4	297.4
170°	285.2	285.0	291.3	289.9	288.3	288.5	287.3	292.6	294.6
172.5°	285.5	285.4	291.9	290.3	288.9	288.9	286.3	290.0	293.7
175°	284.3	284.2	289.1	289.1	289.3	287.9	286.7	288.9	292.4
177.5°	286.1	285.9	289.1	289.1	287.7	288.1	288.4	290.7	295.8
180°	288.1	288.1	288.1	288.1	288.1	288.1	288.1	288.1	288.1



TEST NUMBER: P1433711
 CATALOG NUMBER: EHBR1-12-UNV-ASM-L940-UPL30

CIE UGR TABLE:

Reflectances:											
Ceiling		0.7	0.7	0.5	0.5	0.3	0.7	0.7	0.5	0.5	0.3
Wall		0.5	0.3	0.5	0.3	0.3	0.5	0.3	0.5	0.3	0.3
Reference plane		0.2	0.2	0.2	0.2	0.2	0.2	0.2	0.2	0.2	0.2
Room dimensions		Viewed crosswise					Viewed endwise				
X=2H	Y=2H	12.37	13.32	13.04	13.98	14.76	13.13	14.08	13.81	14.75	15.52
	3H	14.17	15.02	14.87	15.70	16.51	14.68	15.53	15.38	16.21	17.02
	4H	14.91	15.70	15.62	16.39	17.22	15.33	16.12	16.04	16.81	17.64
	6H	15.47	16.20	16.19	16.90	17.74	15.82	16.54	16.54	17.25	18.08
	8H	15.65	16.34	16.38	17.06	17.90	15.97	16.66	16.70	17.38	18.22
	12H	15.75	16.40	16.48	17.11	17.98	16.05	16.70	16.78	17.42	18.28
4H	2H	12.87	13.66	13.58	14.35	15.18	13.50	14.29	14.21	14.98	15.81
	3H	14.90	15.56	15.62	16.29	17.13	15.30	15.95	16.02	16.69	17.52
	4H	15.76	16.36	16.50	17.09	17.96	16.08	16.68	16.82	17.41	18.28
	6H	16.45	16.96	17.21	17.72	18.60	16.71	17.22	17.47	17.98	18.86
	8H	16.68	17.15	17.44	17.91	18.80	16.92	17.39	17.68	18.14	19.04
	12H	16.81	17.23	17.58	18.01	18.90	17.03	17.45	17.80	18.23	19.12
8H	4H	16.02	16.49	16.78	17.24	18.14	16.32	16.80	17.08	17.55	18.44
	6H	16.83	17.22	17.62	18.02	18.91	17.08	17.47	17.87	18.27	19.16
	8H	17.13	17.48	17.94	18.28	19.19	17.37	17.71	18.17	18.51	19.42
	12H	17.33	17.63	18.13	18.42	19.39	17.54	17.84	18.34	18.63	19.60
12H	4H	16.02	16.44	16.79	17.22	18.11	16.32	16.75	17.10	17.52	18.42
	6H	16.87	17.22	17.67	18.01	18.92	17.13	17.47	17.93	18.27	19.18
	8H	17.21	17.51	18.01	18.30	19.27	17.45	17.75	18.25	18.54	19.51

LM-79-2019: Approved Method: Electrical and Photometric Measurements of Solid-State Lighting Products

Report Prepared for

Cooper Lighting Solutions

Metalux

Report Number: SP1-2506-472-7

Test Date: 08/04/2025

Luminaire Tested: EHBR-60-L940-N

Data in this report applies to families of products including EHBR-60-L940-N

Test Information

Test Method: LM-79-2019
 Report Number: SP1-2506-472-7
 Test Lab: COOPER LIGHTING SOLUTIONS
 Photometer: SP1 - 76IN SPHERE
 Measurement Geometry: 4π
 Issue Date: 08/05/2025
 Manufacturer: COOPER LIGHTING SOLUTIONS
 Product Line: Metalux
 Catalog Number: **EHBR-60-L940-N**
 Description: Elevate Round Highbay at, 60000 lumens, 4000K 90CRI LEDs with N lens

Spectral Parameters

CCT (K): 3963
 CIE u': 0.2267
 CIE v': 0.5003
 Duv: -0.0016
 CIE x: 0.3810
 CIE y: 0.3738
 CIE z: 0.2453
 Peak Wavelength (nm): 630
 Dominant Wavelength (nm): 580
 Purity: 26.49712
 Rf: 90.7
 Rg: 101

CRI (Ra):	93.4		
R1:	95.2	R9:	66.4
R2:	95.1	R10:	86.6
R3:	93.3	R11:	94.4
R4:	94.5	R12:	75.4
R5:	94.2	R13:	95.0
R6:	92.9	R14:	95.4
R7:	94.0	R15:	92.8
R8:	87.7		



Test Conditions

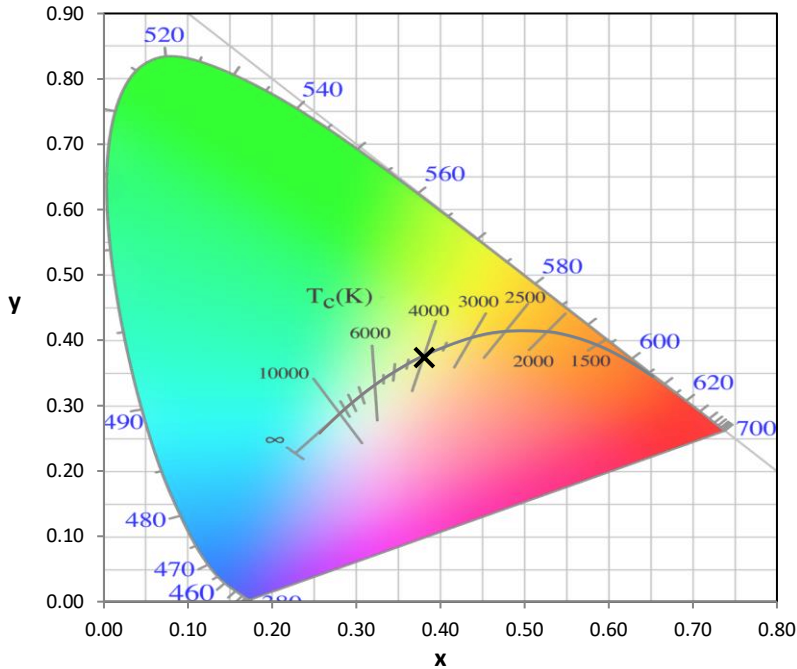
Stabilization Time: 44M
 Operation Time: 1H 44M
 Sphere Temperature (°C): 25.0

REPORT NUMBER: SP1-2506-472-7

Measurement and Test Equipment			
Instrument	Identification Number	Calibration Date	Calibration Due Date
Photometer	76INCH SPHERE IN0058	6/16/2025	12/16/2025
Power Meter	XITRON INXT2011004	1/21/2025	1/21/2026
AC Power Source	CHROMA 61603 IN0063	10/22/2024	10/22/2025
DC Power Source	AGILENT E3634A IN0208	10/22/2024	10/22/2025
Sphere Thermometer	ONSET IN0085	10/22/2024	10/22/2025
Room Thermometer	ONSET IN0046	10/22/2024	10/22/2025

REPORT NUMBER: SP1-2506-472-7

CIE 1931 Chromaticity Diagram



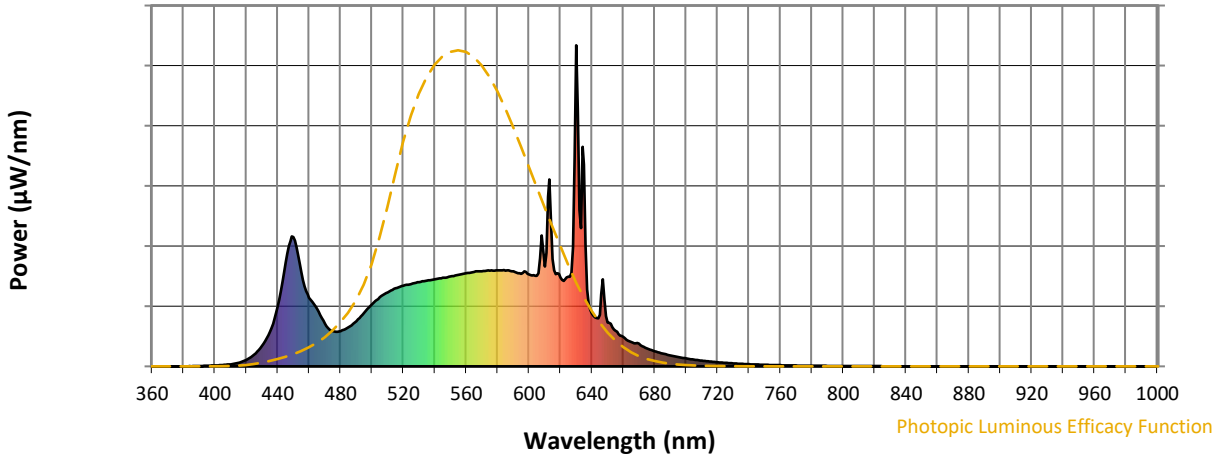
CIE 1931 Chromaticity Diagram with 2017 ANSI 7-Step and 4-Step Quadrangles



Point lies inside the ANSI 4000K 4-step quadrangle

REPORT NUMBER: SP1-2506-472-7

Photopic Flux vs. Wavelength



Photopic Lumens: NR

λ (nm)	Power W [^] /nm	Lumens (φ/nm)	λ (nm)	Power W [^] /nm	Lumens (φ/nm)	λ (nm)	Power W [^] /nm	Lumens (φ/nm)	λ (nm)	Power W [^] /nm	Lumens (φ/nm)	λ (nm)	Power W [^] /nm	Lumens (φ/nm)
360	0	NR	490	141	NR	620	276	NR	750	5	NR	880	0	NR
365	0	NR	495	167	NR	625	279	NR	755	4	NR	885	0	NR
370	0	NR	500	193	NR	630	1000	NR	760	4	NR	890	0	NR
375	0	NR	505	215	NR	635	628	NR	765	3	NR	895	0	NR
380	0	NR	510	230	NR	640	164	NR	770	3	NR	900	0	NR
385	0	NR	515	243	NR	645	161	NR	775	2	NR	905	0	NR
390	1	NR	520	251	NR	650	137	NR	780	2	NR	910	0	NR
395	2	NR	525	256	NR	655	111	NR	785	2	NR	915	0	NR
400	3	NR	530	262	NR	660	92	NR	790	1	NR	920	0	NR
405	4	NR	535	267	NR	665	76	NR	795	1	NR	925	0	NR
410	6	NR	540	271	NR	670	71	NR	800	1	NR	930	0	NR
415	11	NR	545	276	NR	675	56	NR	805	1	NR	935	0	NR
420	20	NR	550	280	NR	680	47	NR	810	1	NR	940	0	NR
425	37	NR	555	285	NR	685	40	NR	815	1	NR	945	0	NR
430	63	NR	560	290	NR	690	34	NR	820	1	NR	950	0	NR
435	108	NR	565	294	NR	695	29	NR	825	1	NR	955	0	NR
440	186	NR	570	296	NR	700	25	NR	830	0	NR	960	0	NR
445	323	NR	575	298	NR	705	21	NR	835	0	NR	965	0	NR
450	403	NR	580	299	NR	710	18	NR	840	0	NR	970	0	NR
455	293	NR	585	298	NR	715	15	NR	845	0	NR	975	0	NR
460	214	NR	590	296	NR	720	13	NR	850	0	NR	980	0	NR
465	180	NR	595	288	NR	725	11	NR	855	0	NR	985	0	NR
470	132	NR	600	286	NR	730	9	NR	860	0	NR	990	0	NR
475	109	NR	605	282	NR	735	8	NR	865	0	NR	995	0	NR
480	110	NR	610	311	NR	740	7	NR	870	0	NR	1000	0	NR
485	121	NR	615	334	NR	745	6	NR	875	0	NR			

REPORT NUMBER: SP1-2506-472-7

Scotopic Flux vs. Wavelength



Scotopic Lumens: NR

S/P: 1.76

λ (nm)	Power W [^] /nm	Lumens (φ/nm)	λ (nm)	Power W [^] /nm	Lumens (φ/nm)	λ (nm)	Power W [^] /nm	Lumens (φ/nm)	λ (nm)	Power W [^] /nm	Lumens (φ/nm)	λ (nm)	Power W [^] /nm	Lumens (φ/nm)
360	0	NR	490	141	NR	620	276	NR	750	5	NR	880	0	NR
365	0	NR	495	167	NR	625	279	NR	755	4	NR	885	0	NR
370	0	NR	500	193	NR	630	1000	NR	760	4	NR	890	0	NR
375	0	NR	505	215	NR	635	628	NR	765	3	NR	895	0	NR
380	0	NR	510	230	NR	640	164	NR	770	3	NR	900	0	NR
385	0	NR	515	243	NR	645	161	NR	775	2	NR	905	0	NR
390	1	NR	520	251	NR	650	137	NR	780	2	NR	910	0	NR
395	2	NR	525	256	NR	655	111	NR	785	2	NR	915	0	NR
400	3	NR	530	262	NR	660	92	NR	790	1	NR	920	0	NR
405	4	NR	535	267	NR	665	76	NR	795	1	NR	925	0	NR
410	6	NR	540	271	NR	670	71	NR	800	1	NR	930	0	NR
415	11	NR	545	276	NR	675	56	NR	805	1	NR	935	0	NR
420	20	NR	550	280	NR	680	47	NR	810	1	NR	940	0	NR
425	37	NR	555	285	NR	685	40	NR	815	1	NR	945	0	NR
430	63	NR	560	290	NR	690	34	NR	820	1	NR	950	0	NR
435	108	NR	565	294	NR	695	29	NR	825	1	NR	955	0	NR
440	186	NR	570	296	NR	700	25	NR	830	0	NR	960	0	NR
445	323	NR	575	298	NR	705	21	NR	835	0	NR	965	0	NR
450	403	NR	580	299	NR	710	18	NR	840	0	NR	970	0	NR
455	293	NR	585	298	NR	715	15	NR	845	0	NR	975	0	NR
460	214	NR	590	296	NR	720	13	NR	850	0	NR	980	0	NR
465	180	NR	595	288	NR	725	11	NR	855	0	NR	985	0	NR
470	132	NR	600	286	NR	730	9	NR	860	0	NR	990	0	NR
475	109	NR	605	282	NR	735	8	NR	865	0	NR	995	0	NR
480	110	NR	610	311	NR	740	7	NR	870	0	NR	1000	0	NR
485	121	NR	615	334	NR	745	6	NR	875	0	NR			

REPORT NUMBER: SP1-2506-472-7

Melanopic Flux vs. Wavelength



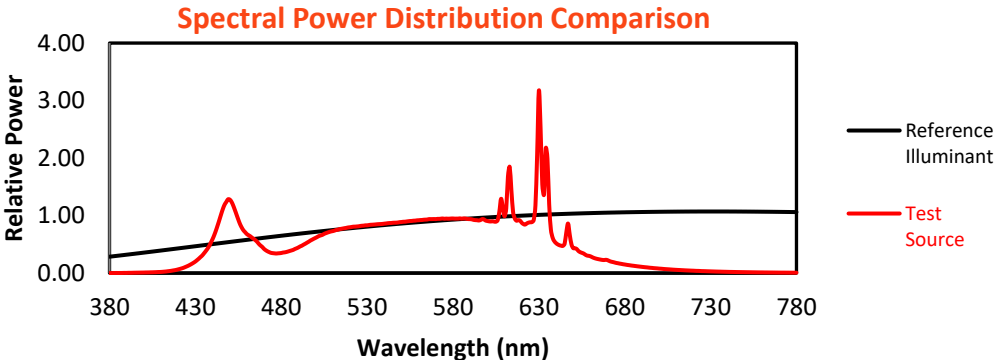
Melanopic Lumens: NR

M/P: 3.64

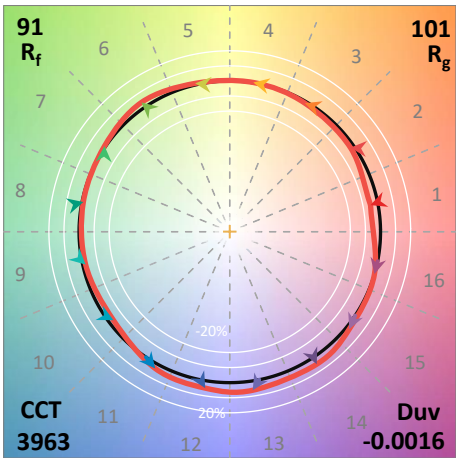
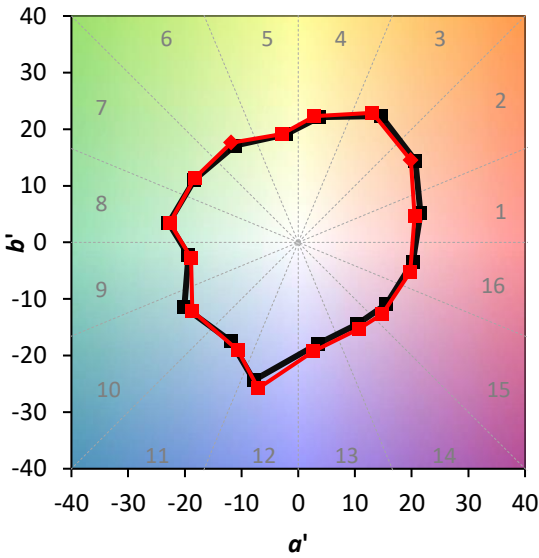
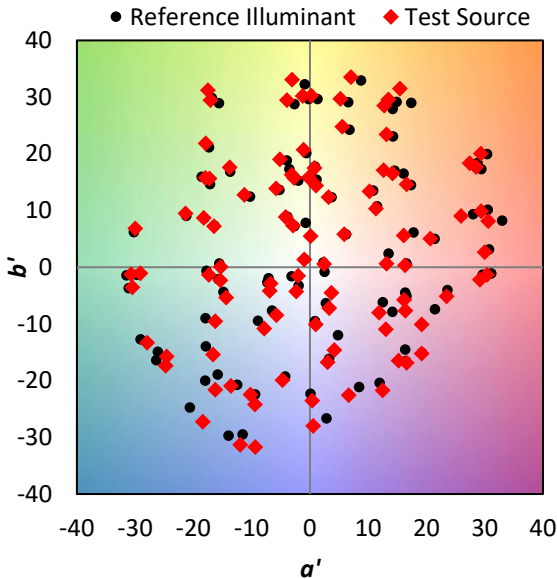
λ (nm)	Power W [^] /nm	Lumens (φ/nm)	λ (nm)	Power W [^] /nm	Lumens (φ/nm)	λ (nm)	Power W [^] /nm	Lumens (φ/nm)	λ (nm)	Power W [^] /nm	Lumens (φ/nm)	λ (nm)	Power W [^] /nm	Lumens (φ/nm)
360	0	NR	490	141	NR	620	276	NR	750	5	NR	880	0	NR
365	0	NR	495	167	NR	625	279	NR	755	4	NR	885	0	NR
370	0	NR	500	193	NR	630	1000	NR	760	4	NR	890	0	NR
375	0	NR	505	215	NR	635	628	NR	765	3	NR	895	0	NR
380	0	NR	510	230	NR	640	164	NR	770	3	NR	900	0	NR
385	0	NR	515	243	NR	645	161	NR	775	2	NR	905	0	NR
390	1	NR	520	251	NR	650	137	NR	780	2	NR	910	0	NR
395	2	NR	525	256	NR	655	111	NR	785	2	NR	915	0	NR
400	3	NR	530	262	NR	660	92	NR	790	1	NR	920	0	NR
405	4	NR	535	267	NR	665	76	NR	795	1	NR	925	0	NR
410	6	NR	540	271	NR	670	71	NR	800	1	NR	930	0	NR
415	11	NR	545	276	NR	675	56	NR	805	1	NR	935	0	NR
420	20	NR	550	280	NR	680	47	NR	810	1	NR	940	0	NR
425	37	NR	555	285	NR	685	40	NR	815	1	NR	945	0	NR
430	63	NR	560	290	NR	690	34	NR	820	1	NR	950	0	NR
435	108	NR	565	294	NR	695	29	NR	825	1	NR	955	0	NR
440	186	NR	570	296	NR	700	25	NR	830	0	NR	960	0	NR
445	323	NR	575	298	NR	705	21	NR	835	0	NR	965	0	NR
450	403	NR	580	299	NR	710	18	NR	840	0	NR	970	0	NR
455	293	NR	585	298	NR	715	15	NR	845	0	NR	975	0	NR
460	214	NR	590	296	NR	720	13	NR	850	0	NR	980	0	NR
465	180	NR	595	288	NR	725	11	NR	855	0	NR	985	0	NR
470	132	NR	600	286	NR	730	9	NR	860	0	NR	990	0	NR
475	109	NR	605	282	NR	735	8	NR	865	0	NR	995	0	NR
480	110	NR	610	311	NR	740	7	NR	870	0	NR	1000	0	NR
485	121	NR	615	334	NR	745	6	NR	875	0	NR			

Summary

$R_f = 90.7$
 $R_g = 101$
 $CIE R_a = 93.4$
 $R_9 = 66.4$



Color Vector Graphics

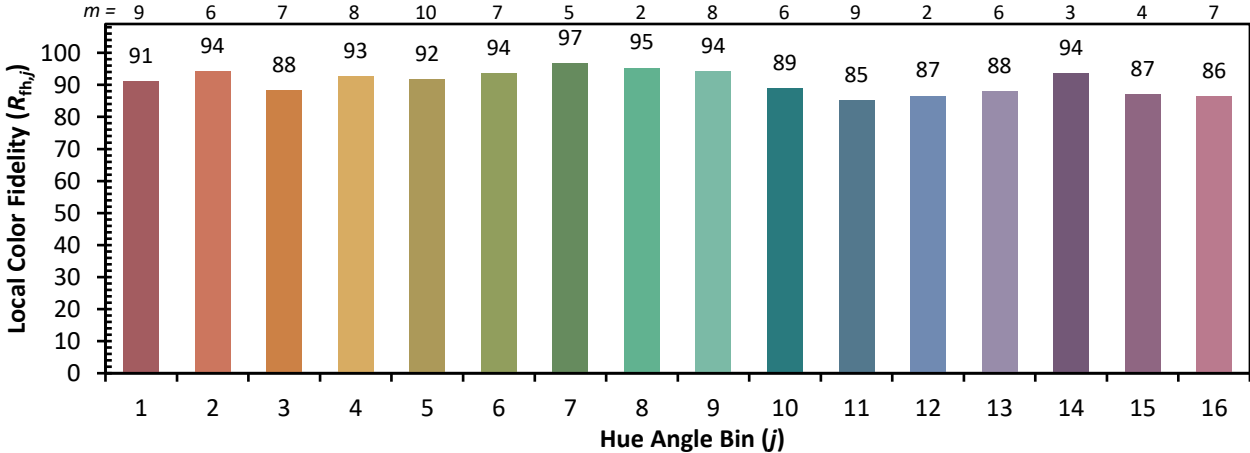


Individual Sample Fidelity Index ($R_{f,i}$)

CES01 = 86	CES26 = 90	CES51 = 99	CES76 = 83
CES02 = 62	CES27 = 93	CES52 = 97	CES77 = 87
CES03 = 31	CES28 = 94	CES53 = 95	CES78 = 79
CES04 = 69	CES29 = 91	CES54 = 96	CES79 = 94
CES05 = 49	CES30 = 98	CES55 = 95	CES80 = 91
CES06 = 50	CES31 = 92	CES56 = 95	CES81 = 80
CES07 = 42	CES32 = 84	CES57 = 94	CES82 = 96
CES08 = 41	CES33 = 95	CES58 = 95	CES83 = 95
CES09 = 29	CES34 = 90	CES59 = 98	CES84 = 93
CES10 = 74	CES35 = 94	CES60 = 93	CES85 = 82
CES11 = 57	CES36 = 84	CES61 = 93	CES86 = 84
CES12 = 63	CES37 = 92	CES62 = 90	CES87 = 90
CES13 = 43	CES38 = 93	CES63 = 92	CES88 = 97
CES14 = 74	CES39 = 98	CES64 = 91	CES89 = 84
CES15 = 71	CES40 = 96	CES65 = 88	CES90 = 99
CES16 = 47	CES41 = 98	CES66 = 88	CES91 = 74
CES17 = 49	CES42 = 89	CES67 = 87	CES92 = 78
CES18 = 56	CES43 = 89	CES68 = 87	CES93 = 87
CES19 = 71	CES44 = 99	CES69 = 88	CES94 = 75
CES20 = 66	CES45 = 93	CES70 = 84	CES95 = 83
CES21 = 85	CES46 = 95	CES71 = 80	CES96 = 91
CES22 = 78	CES47 = 92	CES72 = 93	CES97 = 93
CES23 = 91	CES48 = 96	CES73 = 78	CES98 = 93
CES24 = 90	CES49 = 93	CES74 = 92	CES99 = 94
CES25 = 71	CES50 = 99	CES75 = 81	



Color Rendition by Hue-Angle Bin



Measure Comparisons



(END OF REPORT)