

Cooper Lighting Solutions Photometric Lab
1121 Highway 74 South
Peachtree City, GA 30269



Scaled data based on original data using
LM-79-2019 Approved Method: Electrical and Photometric Measurements of Solid-
State Lighting Products

Test Report Prepared for
Cooper Lighting Solutions

Brand: METALUX

Report Number: P1431875

Luminaire Tested: EHBR1-54-UNV-TASM-L950

Issue Date: 3/13/2026

Test Information

Test Method: LM-79-2019
Report Number: P1431875
TEST IS SCALED FROM IESNA LM-79-08 TEST DATA (G3-2601-654-4)
Test Lab: INNOVATION CENTER
Issue Date: 3/13/2026
Manufacturer: COOPER LIGHTING SOLUTIONS
Product Line: METALUX
Catalog Number: EHBR1-54-UNV-TASM-L950
Description: Elevate Round Highbay at, 54000 lumens, 5000K 90CRI LEDs with TASM lens
Light Source: -
Ballast/Driver: -

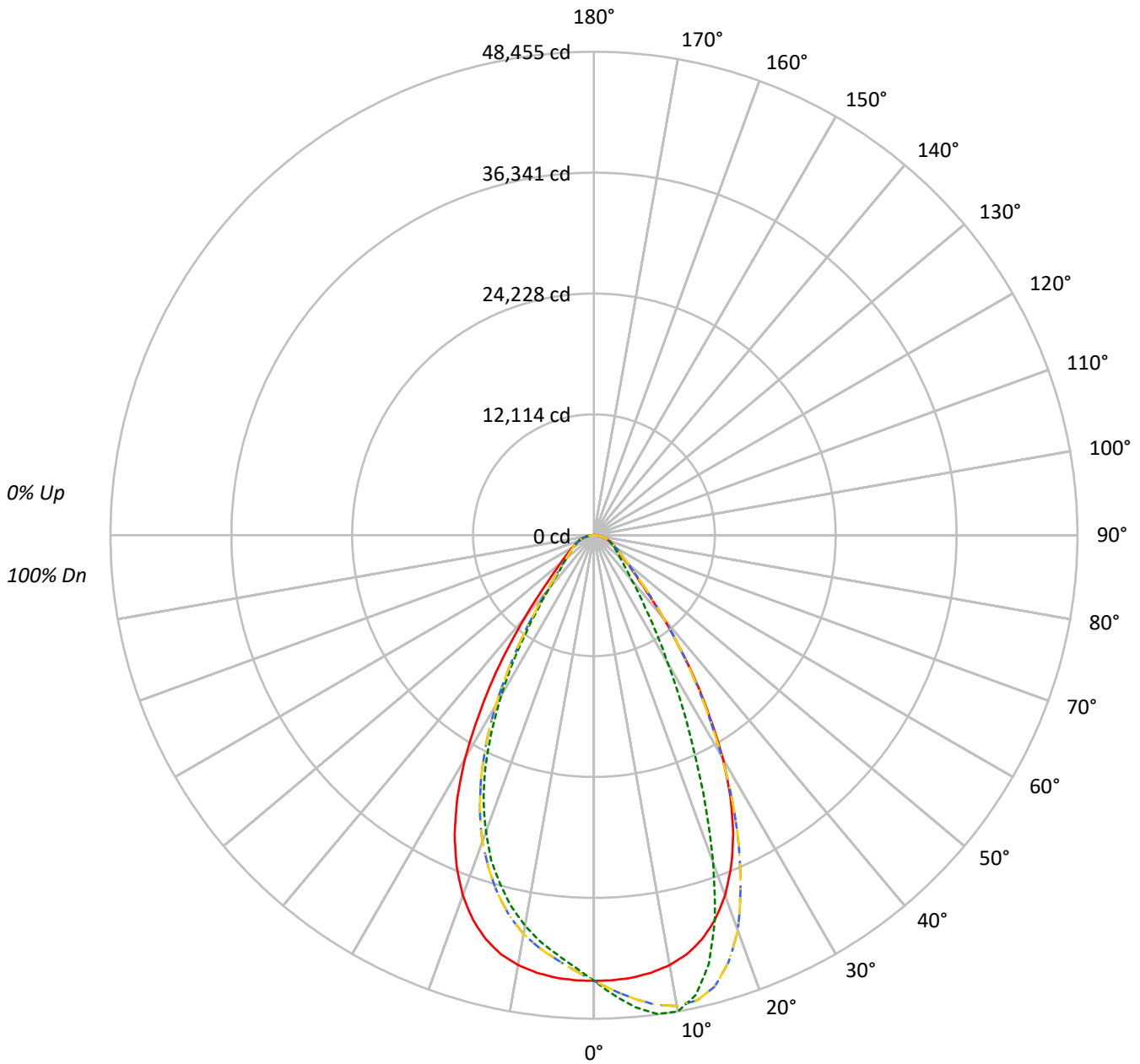
Summary

Lumens per Lamp: N/A
Luminaire Lumens: 49931.4 lumens
Efficiency: N/A
Efficacy: 168.7 lumens/watt
Spacing Criteria (0/90/45): 0.99 / 0.84 / 0.9
Luminous Opening: Circular (Dia: 1.71' x H: 0')
CIE Type: Direct

Input Watts (W): 296
Input Voltage (V): NR
Input Current (A_{in}): NR
Voltage Rise (V): NR
Power Factor: NR
Total Harmonic Distortion (THDi): NR
Frequency (hertz): 60
Stabilization Time: NR
Operation Time: NR
Ambient Temperature (°C): NR
Test Distance: 24 FT

TEST NUMBER: P1431875
CATALOG NUMBER: EHBR1-54-UNV-TASM-L950

Luminous Intensity Polar Plot



— 0°-180° - - 45°-225° - · - · 90°-270° - · - · 135°-315°



TEST NUMBER: P1431875
 CATALOG NUMBER: EHBR1-54-UNV-TASM-L950

COEFFICIENT OF UTILIZATION - ZONAL CAVITY METHOD:

RF	20				20				20				20				20	
RC	80				70				50				30				10	0
RW	70	50	30	10	70	50	30	10	50	30	10	50	30	10	50	30	10	0
RCR																		
0	119	119	119	119	116	116	116	116	111	111	111	106	106	106	102	102	102	100
1	112	108	105	103	109	106	104	101	102	100	98	98	97	95	95	93	92	90
2	105	99	94	90	103	97	93	89	94	90	87	91	88	85	88	85	83	81
3	99	91	85	80	96	89	84	79	87	82	78	84	80	77	82	78	76	74
4	93	84	77	72	91	83	77	72	80	75	71	78	74	70	76	72	69	67
5	87	78	71	66	86	77	70	65	75	69	65	73	68	64	71	67	64	62
6	82	72	65	60	81	71	65	60	70	64	60	68	63	59	67	62	59	57
7	78	67	60	56	76	67	60	56	65	59	55	64	59	55	63	58	55	53
8	74	63	56	52	72	62	56	52	61	55	51	60	55	51	59	54	51	49
9	70	59	53	48	69	59	52	48	58	52	48	57	51	48	56	51	47	46
10	66	56	49	45	65	55	49	45	54	49	45	54	48	45	53	48	45	43

AVERAGE LUMINANCE (cd/sqm):

	0°	90°	180°	270°
0°	209706	209706	209706	209706
5°	209789	223805	209789	198902
10°	208573	231061	208573	189482
15°	203779	216175	203779	176210
20°	191922	174559	191922	158055
25°	171127	121843	171127	133440
30°	140060	79902	140060	100638
35°	101338	52200	101338	67586
40°	66163	36333	66163	43042
45°	42454	28462	42454	31014
50°	31946	24507	31946	26177
55°	26504	22686	26504	23481
60°	23420	22053	23420	22186
65°	21930	21847	21930	21754
70°	21591	22235	21591	21948
75°	21423	22820	21423	22136
80°	20945	23980	20945	22419
85°	17641	22285	17641	21251

MAXIMUM LUMINANCE 45°-90°:

Horizontal Angle: 22.5°
 Vertical Angle: 45°
 Luminance: 59687 cd/sqm



TEST NUMBER: P1431875
 CATALOG NUMBER: EHBR1-54-UNV-TASM-L950

ZONAL LUMENS:

Zone	Lumens	% Fixture
0°-10°	4246.0	8.5
10°-20°	11551.6	23.1
20°-30°	13547.7	27.1
30°-40°	9421.6	18.9
40°-50°	4682.1	9.4
50°-60°	2800.4	5.6
60°-70°	1971.0	3.9
70°-80°	1269.7	2.5
80°-90°	403.3	0.8
90°-100°	2.3	0.0
100°-110°	2.8	0.0
110°-120°	2.9	0.0
120°-130°	3.6	0.0
130°-140°	4.9	0.0
140°-150°	5.9	0.0
150°-160°	6.6	0.0
160°-170°	6.4	0.0
170°-180°	2.8	0.0
0°-30°	29345.4	58.8
0°-40°	38766.9	77.6
0°-60°	46249.4	92.6
0°-90°	49893.4	99.9
90°-120°	8.0	0.0
90°-150°	22.3	0.0
90°-180°	38.0	0.1
0°-180°	49931.4	100.0

CANDELA DISTRIBUTION:

	0°	90°	180°	270°	360°	Flux
0°	44655	44655	44655	44655	44655	
5°	44503	47476	44503	42194	44503	4223
15°	41915	44464	41915	36244	41915	11714
25°	33026	23515	33026	25753	33026	14952
35°	17677	9105	17677	11789	17677	11035
45°	6392	4286	6392	4670	6392	5231
55°	3237	2771	3237	2868	3237	2960
65°	1974	1966	1974	1958	1974	1982
75°	1181	1258	1181	1220	1181	1239
85°	327	414	327	394	327	364
90°	1	7	1	1	1	16
95°	2	7	2	1	2	1
105°	2	8	2	2	2	2
115°	2	8	2	2	2	2
125°	3	8	3	2	3	3
135°	7	9	7	3	7	5
145°	10	11	10	9	10	6
155°	13	15	13	16	13	6
165°	23	28	23	23	23	6
175°	29	36	29	28	29	3
180°	31	31	31	31	31	



TEST NUMBER: P1431875
 CATALOG NUMBER: EHBR1-54-UNV-TASM-L950

CANDELA DISTRIBUTION (FULL):

	0°	22.5°	45°	67.5°	90°	112.5°	135°	157.5°	180°	202.5°	225°
0°	44655.4	44655.4	44655.4	44655.4	44655.4	44655.4	44655.4	44655.4	44655.4	44655.4	44655.4
2.5°	44629.4	45206.3	45673.6	45981.8	46134.1	45981.8	45673.6	45206.3	44629.4	44055.8	43661.4
5°	44503.0	45658.5	46637.4	47278.0	47476.4	47278.0	46637.4	45658.5	44503.0	43411.1	42686.7
7.5°	44200.6	46001.0	47455.5	48203.3	48385.8	48203.3	47455.5	46001.0	44200.6	42655.0	41739.7
10°	43739.3	46217.0	47897.6	48433.5	48455.3	48433.5	47897.6	46217.0	43739.3	41656.8	40577.5
12.5°	43003.3	46140.0	47749.4	47573.6	47174.2	47573.6	47749.4	46140.0	43003.3	40437.6	39076.0
15°	41914.7	45683.6	46810.7	45379.7	44464.4	45379.7	46810.7	45683.6	41914.7	38791.3	37212.1
17.5°	40380.7	44829.6	44851.3	42020.2	40293.6	42020.2	44851.3	44829.6	40380.7	36778.3	35039.2
20°	38403.7	43459.6	42153.3	36975.1	34929.5	36975.1	42153.3	43459.6	38403.7	34398.6	32692.1
22.5°	35925.1	41612.4	38396.1	31899.9	29109.0	31899.9	38396.1	41612.4	35925.1	31631.1	29855.1
25°	33026.2	39349.1	34354.2	26370.0	23514.7	26370.0	34354.2	39349.1	33026.2	28333.6	26727.5
27.5°	29616.4	36480.3	30050.2	21548.6	18914.2	21548.6	30050.2	36480.3	29616.4	24929.0	23288.5
30°	25829.1	32802.6	25571.2	17160.7	14735.0	17160.7	25571.2	32802.6	25829.1	21103.9	19635.2
32.5°	21588.7	29197.8	21269.6	13750.2	11695.3	13750.2	21269.6	29197.8	21588.7	17453.9	15919.0
35°	17676.6	24687.8	17391.1	10804.4	9105.4	10804.4	17391.1	24687.8	17676.6	14008.2	12500.9
37.5°	13872.5	20426.5	13863.3	8700.1	7385.5	8700.1	13863.3	20426.5	13872.5	10890.7	9667.2
40°	10792.7	15971.7	10862.2	6945.0	5926.8	6945.0	10862.2	15971.7	10792.7	8286.5	7503.5
42.5°	8177.6	12212.8	8537.7	5699.9	5034.2	5699.9	8537.7	12212.8	8177.6	6528.9	5942.7
45°	6392.4	8987.3	6667.0	4808.9	4285.6	4808.9	6667.0	8987.3	6392.4	5257.8	4864.2
47.5°	5205.8	6945.9	5403.4	4124.8	3758.1	4124.8	5403.4	6945.9	5205.8	4447.2	4152.5
50°	4372.7	5329.8	4486.6	3600.6	3354.5	3600.6	4486.6	5329.8	4372.7	3808.3	3611.6
52.5°	3756.4	4346.7	3820.9	3208.8	3042.9	3208.8	3820.9	4346.7	3756.4	3331.8	3209.6
55°	3237.2	3654.2	3322.6	2885.5	2770.8	2885.5	3322.6	3654.2	3237.2	2965.1	2874.7
57.5°	2842.8	3099.9	2885.5	2610.1	2533.9	2610.1	2885.5	3099.9	2842.8	2638.5	2589.9
60°	2493.6	2684.6	2546.4	2369.7	2348.0	2369.7	2546.4	2684.6	2493.6	2373.9	2342.1
62.5°	2224.9	2345.5	2251.6	2153.7	2134.5	2153.7	2251.6	2345.5	2224.9	2132.8	2138.6
65°	1973.6	2085.9	2012.2	1959.4	1966.1	1959.4	2012.2	2085.9	1973.6	1931.0	1940.2
67.5°	1779.3	1838.0	1806.2	1776.0	1783.5	1776.0	1806.2	1838.0	1779.3	1737.5	1751.8
70°	1572.5	1635.3	1602.7	1606.9	1619.4	1606.9	1602.7	1635.3	1572.5	1560.0	1570.9
72.5°	1374.9	1423.5	1412.6	1422.7	1436.0	1422.7	1412.6	1423.5	1374.9	1373.2	1374.1
75°	1180.7	1217.5	1222.5	1236.7	1257.7	1236.7	1222.5	1217.5	1180.7	1168.1	1183.2
77.5°	968.8	1010.7	1026.6	1045.9	1076.8	1045.9	1026.6	1010.7	968.8	977.1	984.8
80°	774.5	793.8	829.0	843.3	886.7	843.3	829.0	793.8	774.5	760.3	771.2
82.5°	566.9	584.5	614.6	641.5	666.5	641.5	614.6	584.5	566.9	560.2	561.0
85°	327.4	354.2	374.3	406.1	413.6	406.1	374.3	354.2	327.4	334.9	327.4
87.5°	114.7	123.1	140.7	153.2	154.0	153.2	140.7	123.1	114.7	117.3	106.4
90°	0.8	1.7	2.5	5.0	6.7	5.0	2.5	1.7	0.8	0.8	0.8
92.5°	0.8	1.7	2.5	5.0	6.7	5.0	2.5	1.7	0.8	0.8	0.8
95°	1.7	1.7	2.5	5.0	6.7	5.0	2.5	1.7	1.7	0.8	0.8
97.5°	1.7	1.7	2.5	5.0	6.7	5.0	2.5	1.7	1.7	0.8	0.8
100°	1.7	1.7	2.5	5.0	6.7	5.0	2.5	1.7	1.7	1.7	0.8
102.5°	1.7	2.5	3.3	5.9	6.7	5.9	3.3	2.5	1.7	1.7	0.8
105°	1.7	2.5	3.3	5.9	7.5	5.9	3.3	2.5	1.7	1.7	0.8
107.5°	1.7	2.5	3.3	5.9	7.5	5.9	3.3	2.5	1.7	1.7	1.7
110°	1.7	2.5	3.3	5.9	7.5	5.9	3.3	2.5	1.7	1.7	1.7



TEST NUMBER: P1431875
 CATALOG NUMBER: EHBR1-54-UNV-TASM-L950

CANDELA DISTRIBUTION (continued):

	0°	22.5°	45°	67.5°	90°	112.5°	135°	157.5°	180°	202.5°	225°
112.5°	1.7	2.5	3.3	5.9	7.5	5.9	3.3	2.5	1.7	1.7	1.7
115°	2.5	2.5	3.3	5.9	7.5	5.9	3.3	2.5	2.5	1.7	1.7
117.5°	2.5	2.5	3.3	5.9	7.5	5.9	3.3	2.5	2.5	2.5	1.7
120°	2.5	2.5	4.2	5.9	7.5	5.9	4.2	2.5	2.5	2.5	1.7
122.5°	3.3	3.3	4.2	6.7	7.5	6.7	4.2	3.3	3.3	3.3	2.5
125°	3.3	3.3	5.0	6.7	8.4	6.7	5.0	3.3	3.3	4.2	3.3
127.5°	4.2	4.2	5.0	6.7	8.4	6.7	5.0	4.2	4.2	4.2	3.3
130°	5.0	4.2	5.0	7.5	8.4	7.5	5.0	4.2	5.0	5.0	4.2
132.5°	5.9	5.0	5.9	8.4	9.2	8.4	5.9	5.0	5.9	6.7	5.9
135°	6.7	5.0	6.7	7.5	9.2	7.5	6.7	5.0	6.7	7.5	5.9
137.5°	7.5	5.9	6.7	8.4	9.2	8.4	6.7	5.9	7.5	8.4	7.5
140°	8.4	6.7	6.7	8.4	10.0	8.4	6.7	6.7	8.4	8.4	8.4
142.5°	9.2	7.5	7.5	9.2	10.0	9.2	7.5	7.5	9.2	9.2	9.2
145°	10.0	9.2	8.4	9.2	10.9	9.2	8.4	9.2	10.0	9.2	10.0
147.5°	10.0	9.2	9.2	10.0	11.7	10.0	9.2	9.2	10.0	10.0	10.9
150°	10.9	10.9	10.0	10.9	12.5	10.9	10.0	10.9	10.9	10.9	11.7
152.5°	11.7	11.7	11.7	12.5	13.4	12.5	11.7	11.7	11.7	11.7	12.5
155°	13.4	13.4	13.4	14.2	15.1	14.2	13.4	13.4	13.4	12.5	14.2
157.5°	15.1	15.9	15.9	16.7	17.6	16.7	15.9	15.9	15.1	15.1	15.9
160°	18.4	18.4	19.2	20.1	20.9	20.1	19.2	18.4	18.4	17.6	18.4
162.5°	20.1	20.1	21.7	22.6	24.2	22.6	21.7	20.1	20.1	20.1	20.1
165°	22.6	22.6	24.2	25.9	27.6	25.9	24.2	22.6	22.6	21.7	21.7
167.5°	24.2	24.2	25.9	28.4	30.1	28.4	25.9	24.2	24.2	23.4	23.4
170°	25.1	25.9	27.6	30.1	31.8	30.1	27.6	25.9	25.1	25.1	24.2
172.5°	27.6	27.6	30.1	32.6	34.4	32.6	30.1	27.6	27.6	26.8	26.8
175°	29.3	30.1	31.8	34.4	36.0	34.4	31.8	30.1	29.3	28.4	28.4
177.5°	29.3	30.9	32.6	35.2	36.9	35.2	32.6	30.9	29.3	28.4	28.4
180°	30.9	30.9	30.9	30.9	30.9	30.9	30.9	30.9	30.9	30.9	30.9



TEST NUMBER: P1431875
 CATALOG NUMBER: EHBR1-54-UNV-TASM-L950

CANDELA DISTRIBUTION (continued):

	247.5°	270°	292.5°	315°	337.5°	360°
0°	44655.4	44655.4	44655.4	44655.4	44655.4	44655.4
2.5°	43358.3	43329.9	43358.3	43661.4	44055.8	44629.4
5°	42351.0	42193.6	42351.0	42686.7	43411.1	44503.0
7.5°	41177.9	41086.5	41177.9	41739.7	42655.0	44200.6
10°	39942.7	39735.9	39942.7	40577.5	41656.8	43739.3
12.5°	38420.4	38146.6	38420.4	39076.0	40437.6	43003.3
15°	36484.4	36244.1	36484.4	37212.1	38791.3	41914.7
17.5°	34406.9	34189.3	34406.9	35039.2	36778.3	40380.7
20°	31797.8	31626.9	31797.8	32692.1	34398.6	38403.7
22.5°	29060.5	28900.6	29060.5	29855.1	31631.1	35925.1
25°	25840.0	25752.9	25840.0	26727.5	28333.6	33026.2
27.5°	22360.0	22211.7	22360.0	23288.5	24929.0	29616.4
30°	18804.5	18559.1	18804.5	19635.2	21103.9	25829.1
32.5°	15326.9	15150.3	15326.9	15919.0	17453.9	21588.7
35°	11965.8	11789.2	11965.8	12500.9	14008.2	17676.6
37.5°	9323.9	9011.7	9323.9	9667.2	10890.7	13872.5
40°	7071.5	7021.2	7071.5	7503.5	8286.5	10792.7
42.5°	5756.8	5620.3	5756.8	5942.7	6528.9	8177.6
45°	4723.5	4669.9	4723.5	4864.2	5257.8	6392.4
47.5°	4062.0	4085.5	4062.0	4152.5	4447.2	5205.8
50°	3568.8	3583.0	3568.8	3611.6	3808.3	4372.7
52.5°	3205.4	3192.8	3205.4	3209.6	3331.8	3756.4
55°	2883.9	2868.0	2883.9	2874.7	2965.1	3237.2
57.5°	2602.5	2614.2	2602.5	2589.9	2638.5	2842.8
60°	2351.3	2362.2	2351.3	2342.1	2373.9	2493.6
62.5°	2139.5	2146.2	2139.5	2138.6	2132.8	2224.9
65°	1950.2	1957.7	1950.2	1940.2	1931.0	1973.6
67.5°	1769.3	1769.3	1769.3	1751.8	1737.5	1779.3
70°	1599.4	1598.5	1599.4	1570.9	1560.0	1572.5
72.5°	1395.1	1415.1	1395.1	1374.1	1373.2	1374.9
75°	1196.6	1220.0	1196.6	1183.2	1168.1	1180.7
77.5°	995.6	1031.6	995.6	984.8	977.1	968.8
80°	789.7	829.0	789.7	771.2	760.3	774.5
82.5°	583.7	612.9	583.7	561.0	560.2	566.9
85°	347.5	394.4	347.5	327.4	334.9	327.4
87.5°	111.4	142.3	111.4	106.4	117.3	114.7
90°	0.8	0.8	0.8	0.8	0.8	0.8
92.5°	0.8	0.8	0.8	0.8	0.8	0.8
95°	0.8	0.8	0.8	0.8	0.8	1.7
97.5°	0.8	1.7	0.8	0.8	0.8	1.7
100°	0.8	1.7	0.8	0.8	1.7	1.7
102.5°	0.8	1.7	0.8	0.8	1.7	1.7
105°	0.8	1.7	0.8	0.8	1.7	1.7
107.5°	0.8	1.7	0.8	1.7	1.7	1.7
110°	0.8	1.7	0.8	1.7	1.7	1.7



TEST NUMBER: P1431875
 CATALOG NUMBER: EHBR1-54-UNV-TASM-L950

CANDELA DISTRIBUTION (continued):

	247.5°	270°	292.5°	315°	337.5°	360°
112.5°	0.8	1.7	0.8	1.7	1.7	1.7
115°	0.8	1.7	0.8	1.7	1.7	2.5
117.5°	0.8	1.7	0.8	1.7	2.5	2.5
120°	0.8	1.7	0.8	1.7	2.5	2.5
122.5°	1.7	1.7	1.7	2.5	3.3	3.3
125°	1.7	2.5	1.7	3.3	4.2	3.3
127.5°	1.7	2.5	1.7	3.3	4.2	4.2
130°	2.5	2.5	2.5	4.2	5.0	5.0
132.5°	3.3	3.3	3.3	5.9	6.7	5.9
135°	4.2	3.3	4.2	5.9	7.5	6.7
137.5°	5.0	4.2	5.0	7.5	8.4	7.5
140°	6.7	5.9	6.7	8.4	8.4	8.4
142.5°	7.5	7.5	7.5	9.2	9.2	9.2
145°	9.2	9.2	9.2	10.0	9.2	10.0
147.5°	10.9	10.9	10.9	10.9	10.0	10.0
150°	12.5	12.5	12.5	11.7	10.9	10.9
152.5°	13.4	14.2	13.4	12.5	11.7	11.7
155°	15.1	15.9	15.1	14.2	12.5	13.4
157.5°	16.7	18.4	16.7	15.9	15.1	15.1
160°	19.2	20.1	19.2	18.4	17.6	18.4
162.5°	20.9	21.7	20.9	20.1	20.1	20.1
165°	22.6	23.4	22.6	21.7	21.7	22.6
167.5°	23.4	23.4	23.4	23.4	23.4	24.2
170°	24.2	25.1	24.2	24.2	25.1	25.1
172.5°	25.9	26.8	25.9	26.8	26.8	27.6
175°	27.6	28.4	27.6	28.4	28.4	29.3
177.5°	28.4	29.3	28.4	28.4	28.4	29.3
180°	30.9	30.9	30.9	30.9	30.9	30.9



TEST NUMBER: P1431875
 CATALOG NUMBER: EHBR1-54-UNV-TASM-L950

CIE UGR TABLE:

Reflectances:											
Ceiling		0.7	0.7	0.5	0.5	0.3	0.7	0.7	0.5	0.5	0.3
Wall		0.5	0.3	0.5	0.3	0.3	0.5	0.3	0.5	0.3	0.3
Reference plane		0.2	0.2	0.2	0.2	0.2	0.2	0.2	0.2	0.2	0.2
Room dimensions		Viewed crosswise					Viewed endwise				
X=2H	Y=2H	20.22	21.43	20.59	21.74	22.06	19.54	20.75	19.91	21.06	21.38
	3H	21.86	22.94	22.24	23.27	23.64	21.49	22.57	21.87	22.90	23.27
	4H	22.57	23.57	22.97	23.92	24.31	22.35	23.35	22.76	23.71	24.09
	6H	23.14	24.06	23.56	24.43	24.83	23.10	24.02	23.52	24.40	24.79
	8H	23.34	24.21	23.78	24.61	25.01	23.39	24.26	23.82	24.65	25.06
	12H	23.47	24.30	23.90	24.68	25.11	23.59	24.42	24.02	24.80	25.23
4H	2H	20.69	21.69	21.09	22.04	22.43	20.17	21.17	20.58	21.53	21.91
	3H	22.60	23.42	23.01	23.83	24.23	22.35	23.17	22.76	23.58	23.99
	4H	23.45	24.19	23.89	24.62	25.06	23.35	24.09	23.78	24.51	24.95
	6H	24.18	24.81	24.64	25.26	25.73	24.24	24.88	24.71	25.33	25.80
	8H	24.43	25.03	24.91	25.48	25.95	24.59	25.18	25.06	25.63	26.11
	12H	24.60	25.13	25.09	25.61	26.09	24.84	25.36	25.33	25.85	26.32
8H	4H	23.76	24.36	24.23	24.81	25.28	23.69	24.28	24.16	24.73	25.21
	6H	24.64	25.12	25.14	25.62	26.11	24.74	25.22	25.25	25.72	26.21
	8H	24.99	25.42	25.52	25.94	26.44	25.19	25.62	25.71	26.14	26.63
	12H	25.25	25.63	25.77	26.12	26.70	25.54	25.92	26.06	26.42	27.00
12H	4H	23.79	24.32	24.28	24.80	25.28	23.72	24.24	24.21	24.73	25.20
	6H	24.71	25.14	25.24	25.66	26.16	24.81	25.24	25.34	25.76	26.26
	8H	25.12	25.50	25.64	26.00	26.58	25.33	25.71	25.85	26.20	26.78

LM-79-2019: Approved Method: Electrical and Photometric Measurements of Solid-
State Lighting Products

Report Prepared for

Cooper Lighting Solutions

Metalux

Report Number: SP1-2506-472-8

Test Date: 08/04/2025

Luminaire Tested: EHBR-60-L950-N

Data in this report applies to families of products including EHBR-60-L950-N

Test Information

Test Method: LM-79-2019
 Report Number: SP1-2506-472-8
 Test Lab: COOPER LIGHTING SOLUTIONS
 Photometer: SP1 - 76IN SPHERE
 Measurement Geometry: 4π
 Issue Date: 08/05/2025
 Manufacturer: COOPER LIGHTING SOLUTIONS
 Product Line: Metalux
 Catalog Number: **EHBR-60-L950-N**
 Description: Elevate Round Highbay at, 60000 lumens, 5000K 90CRI LEDs with N lens

Spectral Parameters

CCT (K): 4901
 CIE u': 0.2131
 CIE v': 0.4853
 Duv: -0.0008
 CIE x: 0.3477
 CIE y: 0.3520
 CIE z: 0.3003
 Peak Wavelength (nm): 630
 Dominant Wavelength (nm): 574
 Purity: 9.953987
 Rf: 90.7
 Rg: 100.5

CRI (Ra):	94.3		
R1:	95.8	R9:	72.3
R2:	96.5	R10:	89.1
R3:	94.4	R11:	94.9
R4:	95.3	R12:	68.4
R5:	94.1	R13:	96.4
R6:	92.5	R14:	96.4
R7:	95.5	R15:	93.9
R8:	90.1		



Test Conditions

Stabilization Time: 35M
 Operation Time: 1H 35M
 Sphere Temperature (°C): 25.0

REPORT NUMBER: SP1-2506-472-8

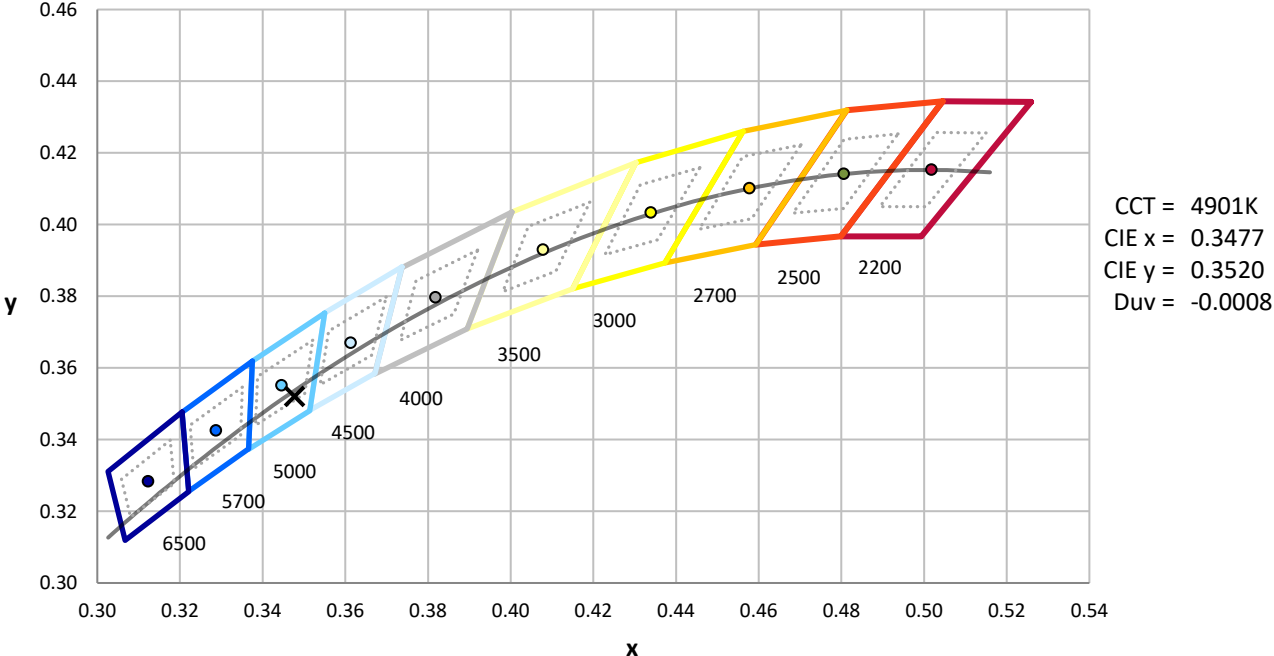
Measurement and Test Equipment			
Instrument	Identification Number	Calibration Date	Calibration Due Date
Photometer	76INCH SPHERE IN0058	6/16/2025	12/16/2025
Power Meter	XITRON INXT2011004	1/21/2025	1/21/2026
AC Power Source	CHROMA 61603 IN0063	10/22/2024	10/22/2025
DC Power Source	AGILENT E3634A IN0208	10/22/2024	10/22/2025
Sphere Thermometer	ONSET IN0085	10/22/2024	10/22/2025
Room Thermometer	ONSET IN0046	10/22/2024	10/22/2025

REPORT NUMBER: SP1-2506-472-8

CIE 1931 Chromaticity Diagram



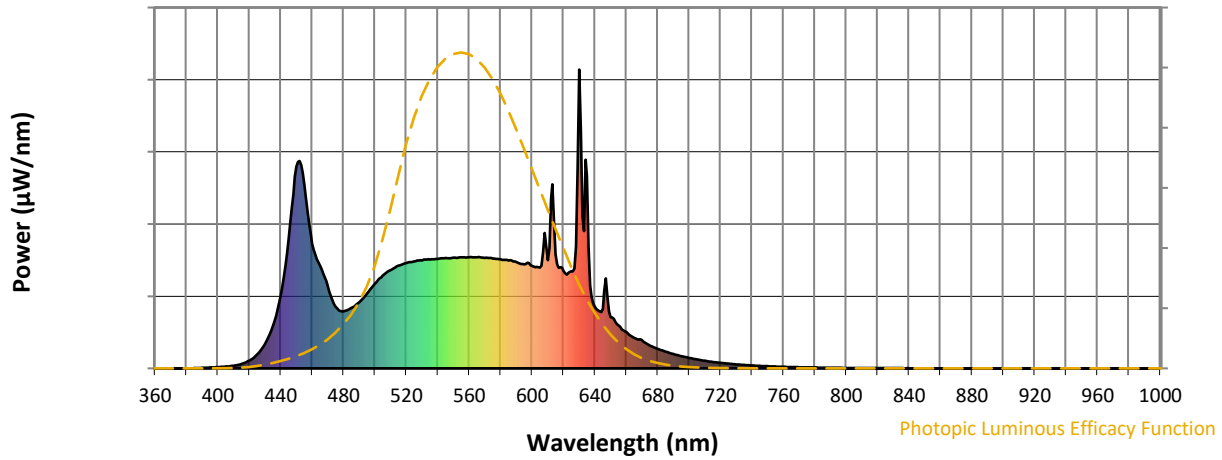
CIE 1931 Chromaticity Diagram with 2017 ANSI 7-Step and 4-Step Quadrangles



Point lies inside the ANSI 5000K 4-step quadrangle

REPORT NUMBER: SP1-2506-472-8

Photopic Flux vs. Wavelength



Photopic Lumens: NR

λ (nm)	Power W [^] /nm	Lumens (ϕ /nm)	λ (nm)	Power W [^] /nm	Lumens (ϕ /nm)	λ (nm)	Power W [^] /nm	Lumens (ϕ /nm)	λ (nm)	Power W [^] /nm	Lumens (ϕ /nm)	λ (nm)	Power W [^] /nm	Lumens (ϕ /nm)
360	0	NR	490	221	NR	620	326	NR	750	7	NR	880	0	NR
365	0	NR	495	250	NR	625	325	NR	755	6	NR	885	0	NR
370	0	NR	500	284	NR	630	1000	NR	760	5	NR	890	0	NR
375	0	NR	505	311	NR	635	643	NR	765	4	NR	895	0	NR
380	0	NR	510	329	NR	640	206	NR	770	4	NR	900	0	NR
385	1	NR	515	344	NR	645	199	NR	775	3	NR	905	0	NR
390	2	NR	520	353	NR	650	172	NR	780	3	NR	910	0	NR
395	3	NR	525	357	NR	655	143	NR	785	2	NR	915	0	NR
400	5	NR	530	362	NR	660	122	NR	790	2	NR	920	0	NR
405	6	NR	535	365	NR	665	102	NR	795	2	NR	925	0	NR
410	9	NR	540	367	NR	670	94	NR	800	2	NR	930	0	NR
415	15	NR	545	369	NR	675	76	NR	805	1	NR	935	0	NR
420	26	NR	550	370	NR	680	65	NR	810	1	NR	940	0	NR
425	47	NR	555	372	NR	685	56	NR	815	1	NR	945	0	NR
430	81	NR	560	372	NR	690	48	NR	820	1	NR	950	0	NR
435	143	NR	565	371	NR	695	41	NR	825	1	NR	955	0	NR
440	243	NR	570	370	NR	700	35	NR	830	1	NR	960	0	NR
445	434	NR	575	367	NR	705	30	NR	835	1	NR	965	0	NR
450	675	NR	580	365	NR	710	25	NR	840	1	NR	970	0	NR
455	615	NR	585	361	NR	715	22	NR	845	0	NR	975	0	NR
460	418	NR	590	356	NR	720	19	NR	850	0	NR	980	0	NR
465	344	NR	595	348	NR	725	16	NR	855	0	NR	985	0	NR
470	272	NR	600	343	NR	730	13	NR	860	0	NR	990	0	NR
475	206	NR	605	337	NR	735	11	NR	865	0	NR	995	0	NR
480	190	NR	610	362	NR	740	10	NR	870	0	NR	1000	0	NR
485	202	NR	615	381	NR	745	8	NR	875	0	NR			

REPORT NUMBER: SP1-2506-472-8

Scotopic Flux vs. Wavelength



Scotopic Lumens: NR

S/P: 2.04

λ (nm)	Power W [^] /nm	Lumens (φ/nm)	λ (nm)	Power W [^] /nm	Lumens (φ/nm)	λ (nm)	Power W [^] /nm	Lumens (φ/nm)	λ (nm)	Power W [^] /nm	Lumens (φ/nm)	λ (nm)	Power W [^] /nm	Lumens (φ/nm)
360	0	NR	490	221	NR	620	326	NR	750	7	NR	880	0	NR
365	0	NR	495	250	NR	625	325	NR	755	6	NR	885	0	NR
370	0	NR	500	284	NR	630	1000	NR	760	5	NR	890	0	NR
375	0	NR	505	311	NR	635	643	NR	765	4	NR	895	0	NR
380	0	NR	510	329	NR	640	206	NR	770	4	NR	900	0	NR
385	1	NR	515	344	NR	645	199	NR	775	3	NR	905	0	NR
390	2	NR	520	353	NR	650	172	NR	780	3	NR	910	0	NR
395	3	NR	525	357	NR	655	143	NR	785	2	NR	915	0	NR
400	5	NR	530	362	NR	660	122	NR	790	2	NR	920	0	NR
405	6	NR	535	365	NR	665	102	NR	795	2	NR	925	0	NR
410	9	NR	540	367	NR	670	94	NR	800	2	NR	930	0	NR
415	15	NR	545	369	NR	675	76	NR	805	1	NR	935	0	NR
420	26	NR	550	370	NR	680	65	NR	810	1	NR	940	0	NR
425	47	NR	555	372	NR	685	56	NR	815	1	NR	945	0	NR
430	81	NR	560	372	NR	690	48	NR	820	1	NR	950	0	NR
435	143	NR	565	371	NR	695	41	NR	825	1	NR	955	0	NR
440	243	NR	570	370	NR	700	35	NR	830	1	NR	960	0	NR
445	434	NR	575	367	NR	705	30	NR	835	1	NR	965	0	NR
450	675	NR	580	365	NR	710	25	NR	840	1	NR	970	0	NR
455	615	NR	585	361	NR	715	22	NR	845	0	NR	975	0	NR
460	418	NR	590	356	NR	720	19	NR	850	0	NR	980	0	NR
465	344	NR	595	348	NR	725	16	NR	855	0	NR	985	0	NR
470	272	NR	600	343	NR	730	13	NR	860	0	NR	990	0	NR
475	206	NR	605	337	NR	735	11	NR	865	0	NR	995	0	NR
480	190	NR	610	362	NR	740	10	NR	870	0	NR	1000	0	NR
485	202	NR	615	381	NR	745	8	NR	875	0	NR			

REPORT NUMBER: SP1-2506-472-8

Melanopic Flux vs. Wavelength



Melanopic Lumens: NR

M/P: 4.41

λ (nm)	Power W [^] /nm	Lumens (φ/nm)	λ (nm)	Power W [^] /nm	Lumens (φ/nm)	λ (nm)	Power W [^] /nm	Lumens (φ/nm)	λ (nm)	Power W [^] /nm	Lumens (φ/nm)	λ (nm)	Power W [^] /nm	Lumens (φ/nm)
360	0	NR	490	221	NR	620	326	NR	750	7	NR	880	0	NR
365	0	NR	495	250	NR	625	325	NR	755	6	NR	885	0	NR
370	0	NR	500	284	NR	630	1000	NR	760	5	NR	890	0	NR
375	0	NR	505	311	NR	635	643	NR	765	4	NR	895	0	NR
380	0	NR	510	329	NR	640	206	NR	770	4	NR	900	0	NR
385	1	NR	515	344	NR	645	199	NR	775	3	NR	905	0	NR
390	2	NR	520	353	NR	650	172	NR	780	3	NR	910	0	NR
395	3	NR	525	357	NR	655	143	NR	785	2	NR	915	0	NR
400	5	NR	530	362	NR	660	122	NR	790	2	NR	920	0	NR
405	6	NR	535	365	NR	665	102	NR	795	2	NR	925	0	NR
410	9	NR	540	367	NR	670	94	NR	800	2	NR	930	0	NR
415	15	NR	545	369	NR	675	76	NR	805	1	NR	935	0	NR
420	26	NR	550	370	NR	680	65	NR	810	1	NR	940	0	NR
425	47	NR	555	372	NR	685	56	NR	815	1	NR	945	0	NR
430	81	NR	560	372	NR	690	48	NR	820	1	NR	950	0	NR
435	143	NR	565	371	NR	695	41	NR	825	1	NR	955	0	NR
440	243	NR	570	370	NR	700	35	NR	830	1	NR	960	0	NR
445	434	NR	575	367	NR	705	30	NR	835	1	NR	965	0	NR
450	675	NR	580	365	NR	710	25	NR	840	1	NR	970	0	NR
455	615	NR	585	361	NR	715	22	NR	845	0	NR	975	0	NR
460	418	NR	590	356	NR	720	19	NR	850	0	NR	980	0	NR
465	344	NR	595	348	NR	725	16	NR	855	0	NR	985	0	NR
470	272	NR	600	343	NR	730	13	NR	860	0	NR	990	0	NR
475	206	NR	605	337	NR	735	11	NR	865	0	NR	995	0	NR
480	190	NR	610	362	NR	740	10	NR	870	0	NR	1000	0	NR
485	202	NR	615	381	NR	745	8	NR	875	0	NR			

Summary

$R_f = 90.7$
 $R_g = 100.5$
 CIE $R_a = 94.3$
 $R_9 = 72.3$



Color Vector Graphics

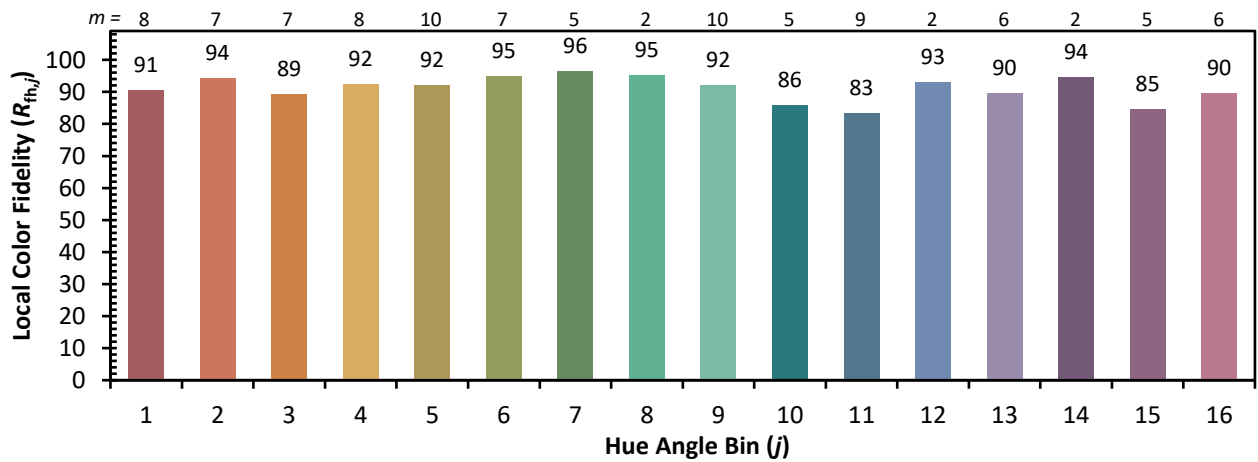
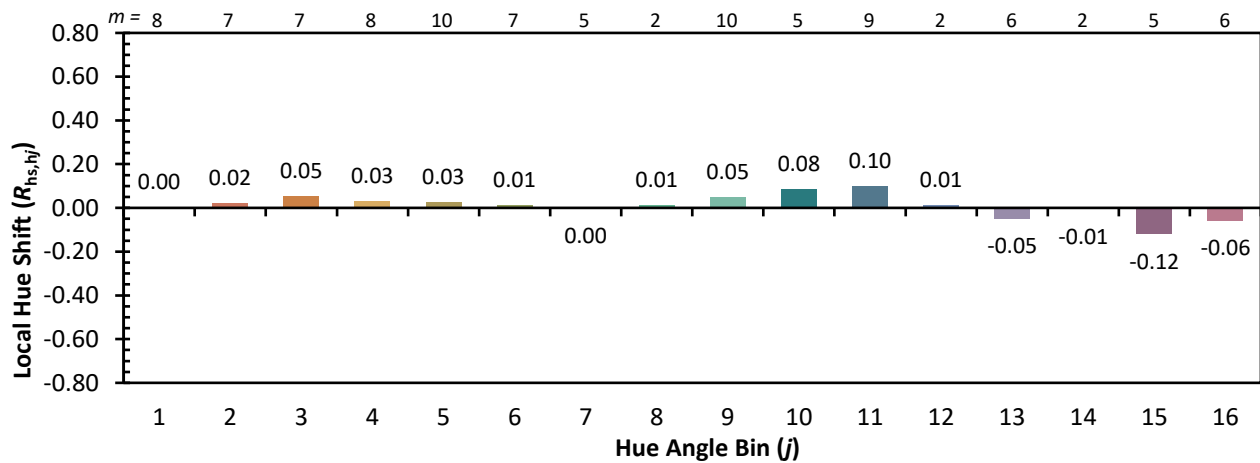
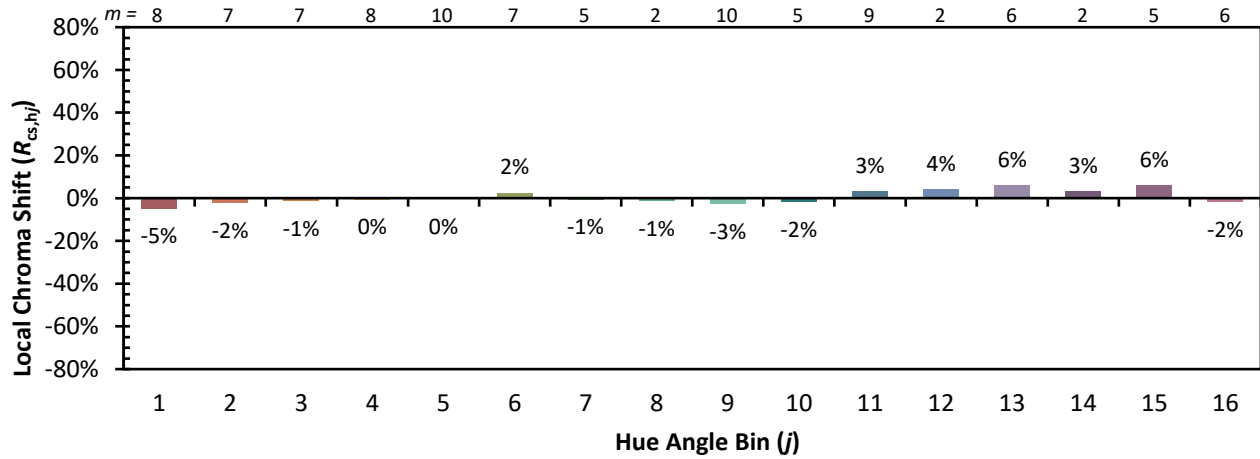


Individual Sample Fidelity Index ($R_{f,i}$)

CES01 = 85	CES26 = 91	CES51 = 98	CES76 = 83
CES02 = 61	CES27 = 92	CES52 = 98	CES77 = 87
CES03 = 31	CES28 = 94	CES53 = 97	CES78 = 80
CES04 = 69	CES29 = 94	CES54 = 93	CES79 = 94
CES05 = 48	CES30 = 93	CES55 = 92	CES80 = 91
CES06 = 50	CES31 = 95	CES56 = 95	CES81 = 84
CES07 = 41	CES32 = 86	CES57 = 94	CES82 = 96
CES08 = 40	CES33 = 99	CES58 = 94	CES83 = 96
CES09 = 29	CES34 = 90	CES59 = 97	CES84 = 93
CES10 = 73	CES35 = 94	CES60 = 92	CES85 = 83
CES11 = 56	CES36 = 81	CES61 = 92	CES86 = 86
CES12 = 62	CES37 = 92	CES62 = 86	CES87 = 91
CES13 = 43	CES38 = 88	CES63 = 92	CES88 = 98
CES14 = 74	CES39 = 99	CES64 = 89	CES89 = 87
CES15 = 71	CES40 = 97	CES65 = 88	CES90 = 98
CES16 = 47	CES41 = 97	CES66 = 85	CES91 = 73
CES17 = 48	CES42 = 90	CES67 = 84	CES92 = 79
CES18 = 56	CES43 = 91	CES68 = 86	CES93 = 87
CES19 = 70	CES44 = 99	CES69 = 87	CES94 = 78
CES20 = 65	CES45 = 95	CES70 = 83	CES95 = 83
CES21 = 85	CES46 = 97	CES71 = 77	CES96 = 92
CES22 = 77	CES47 = 95	CES72 = 92	CES97 = 95
CES23 = 91	CES48 = 93	CES73 = 77	CES98 = 95
CES24 = 90	CES49 = 95	CES74 = 92	CES99 = 94
CES25 = 70	CES50 = 98	CES75 = 79	



Color Rendition by Hue-Angle Bin



Measure Comparisons



(END OF REPORT)