

Cooper Lighting Solutions Photometric Lab
1121 Highway 74 South
Peachtree City, GA 30269



Scaled data based on original data using
LM-79-2019 Approved Method: Electrical and Photometric Measurements of Solid-
State Lighting Products

Test Report Prepared for
Cooper Lighting Solutions

Brand: METALUX

Report Number:

Luminaire Tested: EHBR1-42-UNV-TA-L950-UPL12

Issue Date: 3/20/2026

Test Information

Test Method: LM-79-2019
Report Number: REPORT IS A COMBINATION OF REPORTS P1431796 AND P1431635
Test Lab: INNOVATION CENTER
Issue Date: 3/20/2026
Manufacturer: COOPER LIGHTING SOLUTIONS
Product Line: METALUX
Catalog Number: EHBR1-42-UNV-TA-L950-UPL12
Description: Elevate Round Highbay at, 42000 lumens, 5000K 90CRI LEDs with TA lens
Light Source: -
Ballast/Driver: -

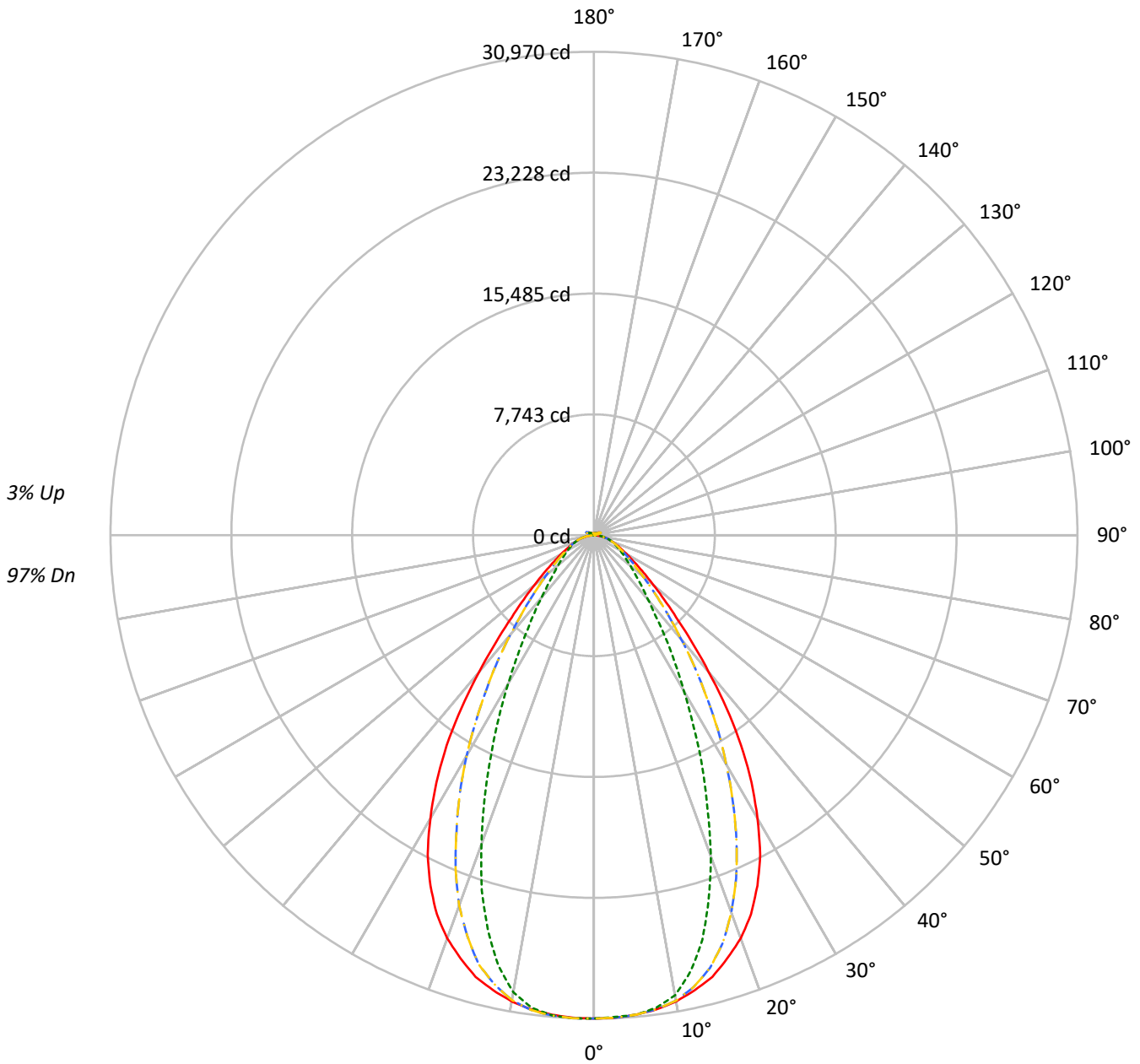
Summary

Lumens per Lamp: N/A
Luminaire Lumens: 39581.2 lumens
Efficiency: N/A
Efficacy: 170.8 lumens/watt
Spacing Criteria (0/90/45): 1.07 / 0.8 / 0.93
Luminous Opening: Vertical Cylinder (Dia: 1.71' x H: 0.1')
CIE Type: Direct

Input Watts (W): 231.8
Input Voltage (V): NR
Input Current (Ain): NR
Voltage Rise (V): NR
Power Factor: NR
Total Harmonic Distortion (THDi): NR
Frequency (hertz): 60
Stabilization Time: NR
Operation Time: NR
Ambient Temperature (°C): NR
Test Distance: 24 FT

TEST NUMBER:
CATALOG NUMBER: EHBR1-42-UNV-TA-L950-UPL12

Luminous Intensity Polar Plot



— 0°-180° - - 45°-225° - · - · 90°-270° - · - · 135°-315°



TEST NUMBER:

CATALOG NUMBER: EHBR1-42-UNV-TA-L950-UPL12

COEFFICIENT OF UTILIZATION - ZONAL CAVITY METHOD:

RF	20				20				20				20				20				
RC	80				70				50				30				10			0	
RW	70	50	30	10	70	50	30	10	50	30	10	50	30	10	50	30	10	50	30	10	0
RCR																					
0	118	118	118	118	115	115	115	115	110	110	110	104	104	104	99	99	99	99	99	99	97
1	111	107	104	101	108	105	102	99	100	98	96	96	94	92	92	91	89	89	89	89	87
2	104	97	92	88	101	95	91	87	92	88	84	88	85	82	85	82	80	80	80	80	78
3	97	89	83	78	94	87	81	77	84	79	75	81	77	74	78	75	72	72	72	72	70
4	91	81	75	69	89	80	74	69	77	72	68	75	70	67	73	69	65	65	65	65	64
5	85	75	68	63	83	74	67	62	72	66	61	69	64	60	67	63	60	60	60	60	58
6	80	69	62	57	78	68	62	57	66	60	56	65	59	55	63	58	55	55	55	55	53
7	75	64	57	52	74	63	57	52	62	56	51	60	55	51	59	54	50	50	50	50	49
8	71	60	53	48	70	59	52	48	58	52	47	56	51	47	55	50	47	47	47	47	45
9	67	56	49	45	66	55	49	44	54	48	44	53	48	44	52	47	43	43	43	43	42
10	64	52	46	41	62	52	46	41	51	45	41	50	44	41	49	44	40	40	40	40	39

AVERAGE LUMINANCE (cd/sqm):

	0°	90°	180°	270°
0°	145375	145375	145375	145375
5°	144399	144414	144399	144566
10°	142712	140844	142712	139923
15°	139601	127864	139601	124928
20°	133691	106551	133691	102403
25°	124023	82402	124023	78133
30°	108944	60064	108944	57011
35°	89536	43296	89536	40471
40°	65984	31150	65984	30188
45°	46085	24545	46085	23695
50°	33355	20364	33355	20056
55°	25261	17785	25261	17546
60°	20128	16040	20128	16153
65°	16915	15001	16915	15144
70°	15037	14246	15037	14387
75°	13291	13291	13291	13421
80°	10896	12004	10896	12004
85°	6980	8318	6980	8563

MAXIMUM LUMINANCE 45°-90°:

Horizontal Angle: 22.5°

Vertical Angle: 45°

Luminance: 48285 cd/sqm



TEST NUMBER:

CATALOG NUMBER: EHBR1-42-UNV-TA-L950-UPL12

ZONAL LUMENS:

Zone	Lumens	% Fixture
0°-10°	2923.4	7.4
10°-20°	7857.0	19.9
20°-30°	9554.0	24.1
30°-40°	7782.5	19.7
40°-50°	4672.6	11.8
50°-60°	2689.1	6.8
60°-70°	1682.9	4.3
70°-80°	991.2	2.5
80°-90°	291.8	0.7
90°-100°	29.7	0.1
100°-110°	196.0	0.5
110°-120°	362.4	0.9
120°-130°	215.3	0.5
130°-140°	131.3	0.3
140°-150°	92.5	0.2
150°-160°	61.4	0.2
160°-170°	35.9	0.1
170°-180°	12.1	0.0
0°-30°	20334.4	51.4
0°-40°	28116.8	71.0
0°-60°	35478.5	89.6
0°-90°	38444.5	97.1
90°-120°	588.1	1.5
90°-150°	1027.3	2.6
90°-180°	1137.0	2.9
0°-180°	39581.2	100.0

CANDELA DISTRIBUTION:

	0°	90°	180°	270°	360°	Flux
0°	30957	30957	30957	30957	30957	
5°	30831	30835	30831	30867	30831	2927
15°	29288	26825	29288	26209	29288	8211
25°	24767	16456	24767	15603	24767	11291
35°	16433	7946	16433	7428	16433	10147
45°	7456	3971	7456	3834	7456	5940
55°	3414	2404	3414	2371	3414	3139
65°	1766	1566	1766	1581	1766	1784
75°	936	936	936	945	936	989
85°	240	286	240	294	240	263
90°	8	9	8	9	8	14
95°	16	15	16	14	16	17
105°	90	69	90	46	90	121
115°	386	315	386	330	386	352
125°	246	228	246	259	246	227
135°	157	168	157	182	157	125
145°	144	141	144	152	144	91
155°	129	128	129	138	129	61
165°	125	126	125	131	125	35
175°	126	129	126	132	126	12
180°	128	128	128	128	128	



TEST NUMBER:

CATALOG NUMBER: EHBR1-42-UNV-TA-L950-UPL12

CANDELA DISTRIBUTION (FULL):

	0°	22.5°	45°	67.5°	90°	112.5°	135°	157.5°	180°	202.5°	225°
0°	30956.6	30956.6	30956.6	30956.6	30956.6	30956.6	30956.6	30956.6	30956.6	30956.6	30956.6
2.5°	30941.6	30934.5	30928.1	30916.4	30888.5	30916.4	30928.1	30934.5	30941.6	30961.1	30969.5
5°	30831.4	30859.3	30830.1	30836.6	30834.7	30836.6	30830.1	30859.3	30831.4	30850.9	30885.9
7.5°	30638.8	30633.6	30624.0	30585.7	30520.8	30585.7	30624.0	30633.6	30638.8	30662.9	30687.5
10°	30321.2	30341.9	30273.1	30032.7	29924.3	30032.7	30273.1	30341.9	30321.2	30360.1	30235.6
12.5°	29849.8	29900.4	29622.2	28997.2	28616.6	28997.2	29622.2	29900.4	29849.8	29884.1	29460.2
15°	29287.6	29245.5	28697.0	27383.4	26825.1	27383.4	28697.0	29245.5	29287.6	29245.5	28466.8
17.5°	28412.3	28473.3	27408.7	25474.5	24443.7	25474.5	27408.7	28473.3	28412.3	28432.5	26954.2
20°	27477.4	27496.2	25720.3	22998.5	21899.4	22998.5	25720.3	27496.2	27477.4	27364.5	25235.9
22.5°	26287.6	26294.8	23785.6	20439.3	19021.9	20439.3	23785.6	26294.8	26287.6	26099.6	23143.7
25°	24767.2	24823.0	21608.3	17845.8	16455.7	17845.8	21608.3	24823.0	24767.2	24553.2	20819.2
27.5°	23060.1	23098.3	19283.9	15247.8	13802.5	15247.8	19283.9	23098.3	23060.1	22826.7	18597.2
30°	20955.4	21200.5	16949.7	12874.7	11553.3	12874.7	16949.7	21200.5	20955.4	20928.9	16306.6
32.5°	18782.0	19215.8	14749.2	10759.1	9626.4	10759.1	14749.2	19215.8	18782.0	18905.9	14023.7
35°	16433.1	16920.6	12465.6	8944.3	7946.4	8944.3	12465.6	16920.6	16433.1	16593.1	11928.8
37.5°	13942.7	14688.3	10530.2	7408.9	6449.4	7408.9	10530.2	14688.3	13942.7	14244.7	10086.1
40°	11436.7	12238.7	8694.6	6160.2	5399.0	6160.2	8694.6	12238.7	11436.7	11928.8	8327.7
42.5°	9284.7	9900.0	7176.2	5148.7	4652.1	5148.7	7176.2	9900.0	9284.7	9633.5	6863.6
45°	7456.3	7812.3	5937.8	4367.5	3971.3	4367.5	5937.8	7812.3	7456.3	7779.8	5680.4
47.5°	6087.6	6308.7	4888.1	3774.2	3468.8	3774.2	4888.1	6308.7	6087.6	6190.0	4744.1
50°	4971.0	5091.6	4109.4	3271.0	3035.0	3271.0	4109.4	5091.6	4971.0	5033.9	3973.9
52.5°	4125.0	4184.6	3446.7	2871.0	2697.9	2871.0	3446.7	4184.6	4125.0	4134.7	3386.4
55°	3413.7	3428.0	2942.3	2524.1	2403.5	2524.1	2942.3	3428.0	3413.7	3416.3	2893.1
57.5°	2858.7	2879.4	2528.7	2245.9	2146.2	2245.9	2528.7	2879.4	2858.7	2863.3	2505.4
60°	2419.7	2433.3	2185.0	1995.1	1928.3	1995.1	2185.0	2433.3	2419.7	2413.9	2171.4
62.5°	2059.8	2085.9	1909.4	1777.9	1735.0	1777.9	1909.4	2085.9	2059.8	2065.7	1908.8
65°	1765.5	1782.4	1673.4	1580.7	1565.8	1580.7	1673.4	1782.4	1765.5	1779.8	1678.6
67.5°	1523.7	1543.2	1469.9	1415.4	1400.5	1415.4	1469.9	1543.2	1523.7	1535.4	1471.2
70°	1319.4	1319.4	1279.9	1249.4	1250.0	1249.4	1279.9	1319.4	1319.4	1321.4	1287.0
72.5°	1119.1	1126.2	1099.6	1090.6	1094.5	1090.6	1099.6	1126.2	1119.1	1143.7	1107.4
75°	936.3	944.1	930.4	925.2	936.3	925.2	930.4	944.1	936.3	949.2	933.0
77.5°	747.6	761.9	759.9	766.3	787.1	766.3	759.9	761.9	747.6	767.0	770.9
80°	573.2	585.4	586.1	602.3	631.5	602.3	586.1	585.4	573.2	585.4	595.2
82.5°	403.3	411.0	416.2	443.5	468.7	443.5	416.2	411.0	403.3	410.4	423.4
85°	239.9	233.4	242.5	259.3	285.9	259.3	242.5	233.4	239.9	239.9	246.4
87.5°	76.5	74.6	74.0	90.1	103.1	90.1	74.0	74.6	76.5	79.1	82.3
90°	8.1	14.3	22.5	13.1	9.4	13.1	22.5	14.3	8.1	13.8	23.7
92.5°	10.6	18.7	36.2	20.0	12.5	20.0	36.2	18.7	10.6	18.7	33.7
95°	15.6	25.0	50.5	23.0	15.1	23.0	50.5	25.0	15.6	23.0	43.0
97.5°	24.3	30.6	58.1	25.6	18.8	25.6	58.1	30.6	24.3	28.7	48.7
100°	32.4	37.4	90.5	29.9	24.3	29.9	90.5	37.4	32.4	32.4	89.2
102.5°	49.3	70.5	192.2	63.6	40.6	63.6	192.2	70.5	49.3	63.6	207.2
105°	89.8	147.9	342.6	134.2	69.3	134.2	342.6	147.9	89.8	146.1	365.0
107.5°	170.4	262.1	451.7	240.3	119.2	240.3	451.7	262.1	170.4	272.7	470.5
110°	272.7	360.0	473.7	318.9	221.6	318.9	473.7	360.0	272.7	381.3	513.5



TEST NUMBER:
 CATALOG NUMBER: EHBR1-42-UNV-TA-L950-UPL12

CANDELA DISTRIBUTION (continued):

	0°	22.5°	45°	67.5°	90°	112.5°	135°	157.5°	180°	202.5°	225°
112.5°	355.0	397.5	453.7	342.6	299.0	342.6	453.7	397.5	355.0	425.0	501.7
115°	385.7	388.1	405.0	329.5	314.6	329.5	405.0	388.1	385.7	418.8	448.0
117.5°	372.6	348.8	343.9	300.8	304.6	300.8	343.9	348.8	372.6	383.2	386.9
120°	336.3	304.5	287.0	267.7	281.5	267.7	287.0	304.5	336.3	332.0	325.7
122.5°	290.8	258.9	245.8	237.8	254.0	237.8	245.8	258.9	290.8	281.4	275.2
125°	246.5	219.6	216.6	211.6	227.8	211.6	216.6	219.6	246.5	237.1	240.3
127.5°	209.1	192.2	196.0	193.4	204.8	193.4	196.0	192.2	209.1	204.7	214.7
130°	182.8	174.1	183.5	179.8	189.2	179.8	183.5	174.1	182.8	184.2	197.3
132.5°	166.7	164.2	175.4	170.4	176.7	170.4	175.4	164.2	166.7	172.4	184.2
135°	157.4	157.3	168.0	162.3	168.0	162.3	168.0	157.3	157.4	164.8	175.4
137.5°	151.7	153.7	161.1	155.5	159.9	155.5	161.1	153.7	151.7	159.3	167.3
140°	148.7	150.0	155.5	149.3	153.7	149.3	155.5	150.0	148.7	156.2	159.9
142.5°	145.6	146.8	150.6	143.7	146.2	143.7	150.6	146.8	145.6	153.1	155.0
145°	144.4	144.9	146.9	139.4	141.2	139.4	146.9	144.9	144.4	150.0	148.8
147.5°	141.9	141.9	142.5	136.3	138.3	136.3	142.5	141.9	141.9	145.6	144.4
150°	138.8	138.2	138.8	132.6	134.5	132.6	138.8	138.2	138.8	141.3	139.5
152.5°	133.8	133.1	134.4	128.9	130.8	128.9	134.4	133.1	133.8	136.3	135.1
155°	129.4	129.4	130.7	126.5	128.3	126.5	130.7	129.4	129.4	131.4	131.4
157.5°	127.7	127.7	129.0	125.8	127.8	125.8	129.0	127.7	127.7	128.9	129.6
160°	125.8	126.5	127.8	125.2	127.2	125.2	127.8	126.5	125.8	127.7	128.4
162.5°	125.2	125.8	127.1	124.7	126.6	124.7	127.1	125.8	125.2	125.8	126.5
165°	124.6	125.2	126.5	124.7	126.0	124.7	126.5	125.2	124.6	125.2	126.0
167.5°	124.7	125.2	126.5	125.4	126.5	125.4	126.5	125.2	124.7	124.0	126.0
170°	123.4	124.7	126.6	126.0	126.6	126.0	126.6	124.7	123.4	124.0	125.3
172.5°	124.7	126.0	127.9	127.3	127.9	127.3	127.9	126.0	124.7	125.3	126.0
175°	126.0	126.6	128.5	127.9	129.2	127.9	128.5	126.6	126.0	126.0	127.3
177.5°	126.0	127.2	129.1	129.2	130.5	129.2	129.1	127.2	126.0	126.5	128.5
180°	128.5	128.5	128.5	128.5	128.5	128.5	128.5	128.5	128.5	128.5	128.5



TEST NUMBER:

CATALOG NUMBER: EHBR1-42-UNV-TA-L950-UPL12

CANDELA DISTRIBUTION (continued):

	247.5°	270°	292.5°	315°	337.5°	360°
0°	30956.6	30956.6	30956.6	30956.6	30956.6	30956.6
2.5°	30955.9	30967.6	30955.9	30969.5	30961.1	30941.6
5°	30872.3	30867.1	30872.3	30885.9	30850.9	30831.4
7.5°	30548.1	30527.3	30548.1	30687.5	30662.9	30638.8
10°	29871.2	29728.6	29871.2	30235.6	30360.1	30321.2
12.5°	28691.1	28249.0	28691.1	29460.2	29884.1	29849.8
15°	26968.5	26209.2	26968.5	28466.8	29245.5	29287.6
17.5°	24739.3	23870.5	24739.3	26954.2	28432.5	28412.3
20°	22315.1	21046.8	22315.1	25235.9	27364.5	27477.4
22.5°	19667.8	18302.2	19667.8	23143.7	26099.6	26287.6
25°	17026.9	15603.1	17026.9	20819.2	24553.2	24767.2
27.5°	14558.6	13203.5	14558.6	18597.2	22826.7	23060.1
30°	12273.0	10966.0	12273.0	16306.6	20928.9	20955.4
32.5°	10361.7	9066.2	10361.7	14023.7	18905.9	18782.0
35°	8502.1	7427.8	8502.1	11928.8	16593.1	16433.1
37.5°	7100.3	6239.3	7100.3	10086.1	14244.7	13942.7
40°	5922.3	5232.4	5922.3	8327.7	11928.8	11436.7
42.5°	4951.0	4434.8	4951.0	6863.6	9633.5	9284.7
45°	4221.5	3833.8	4221.5	5680.4	7779.8	7456.3
47.5°	3684.0	3369.0	3684.0	4744.1	6190.0	6087.6
50°	3205.5	2989.0	3205.5	3973.9	5033.9	4971.0
52.5°	2819.8	2662.8	2819.8	3386.4	4134.7	4125.0
55°	2498.9	2371.1	2498.9	2893.1	3416.3	3413.7
57.5°	2219.4	2137.1	2219.4	2505.4	2863.3	2858.7
60°	1970.4	1941.8	1970.4	2171.4	2413.9	2419.7
62.5°	1779.8	1737.6	1779.8	1908.8	2065.7	2059.8
65°	1590.5	1580.7	1590.5	1678.6	1779.8	1765.5
67.5°	1419.3	1410.9	1419.3	1471.2	1535.4	1523.7
70°	1255.9	1262.4	1255.9	1287.0	1321.4	1319.4
72.5°	1097.7	1099.0	1097.7	1107.4	1143.7	1119.1
75°	945.4	945.4	945.4	933.0	949.2	936.3
77.5°	779.3	798.8	779.3	770.9	767.0	747.6
80°	612.8	631.5	612.8	595.2	585.4	573.2
82.5°	444.1	474.6	444.1	423.4	410.4	403.3
85°	275.6	294.3	275.6	246.4	239.9	239.9
87.5°	103.8	113.4	103.8	82.3	79.1	76.5
90°	12.5	8.7	12.5	23.7	13.8	8.1
92.5°	16.8	11.9	16.8	33.7	18.7	10.6
95°	18.7	14.4	18.7	43.0	23.0	15.6
97.5°	20.0	17.5	20.0	48.7	28.7	24.3
100°	23.0	20.6	23.0	89.2	32.4	32.4
102.5°	46.8	25.0	46.8	207.2	63.6	49.3
105°	122.3	45.6	122.3	365.0	146.1	89.8
107.5°	242.1	106.1	242.1	470.5	272.7	170.4
110°	332.0	214.7	332.0	513.5	381.3	272.7



TEST NUMBER:

CATALOG NUMBER: EHBR1-42-UNV-TA-L950-UPL12

CANDELA DISTRIBUTION (continued):

	247.5°	270°	292.5°	315°	337.5°	360°
112.5°	368.2	297.0	368.2	501.7	425.0	355.0
115°	366.9	329.6	366.9	448.0	418.8	385.7
117.5°	344.4	331.4	344.4	386.9	383.2	372.6
120°	312.0	312.6	312.0	325.7	332.0	336.3
122.5°	278.4	287.7	278.4	275.2	281.4	290.8
125°	249.7	259.0	249.7	240.3	237.1	246.5
127.5°	226.0	233.5	226.0	214.7	204.7	209.1
130°	206.0	211.0	206.0	197.3	184.2	182.8
132.5°	192.3	194.8	192.3	184.2	172.4	166.7
135°	180.4	181.7	180.4	175.4	164.8	157.4
137.5°	171.1	170.5	171.1	167.3	159.3	151.7
140°	164.9	163.7	164.9	159.9	156.2	148.7
142.5°	158.0	157.5	158.0	155.0	153.1	145.6
145°	153.8	151.9	153.8	148.8	150.0	144.4
147.5°	148.8	147.5	148.8	144.4	145.6	141.9
150°	145.1	145.1	145.1	139.5	141.3	138.8
152.5°	140.8	141.4	140.8	135.1	136.3	133.8
155°	137.7	138.3	137.7	131.4	131.4	129.4
157.5°	135.3	135.9	135.3	129.6	128.9	127.7
160°	133.4	134.1	133.4	128.4	127.7	125.8
162.5°	132.2	132.9	132.2	126.5	125.8	125.2
165°	129.7	131.0	129.7	126.0	125.2	124.6
167.5°	129.1	130.4	129.1	126.0	124.0	124.7
170°	128.5	129.7	128.5	125.3	124.0	123.4
172.5°	128.5	130.4	128.5	126.0	125.3	124.7
175°	129.1	131.7	129.1	127.3	126.0	126.0
177.5°	130.4	133.6	130.4	128.5	126.5	126.0
180°	128.5	128.5	128.5	128.5	128.5	128.5



TEST NUMBER: CATALOG
 CATALOG NUMBER: EHBR1-42-UNV-TA-L950-UPL12

CIE UGR TABLE:

Reflectances:											
Ceiling		0.7	0.7	0.5	0.5	0.3	0.7	0.7	0.5	0.5	0.3
Wall		0.5	0.3	0.5	0.3	0.3	0.5	0.3	0.5	0.3	0.3
Reference plane		0.2	0.2	0.2	0.2	0.2	0.2	0.2	0.2	0.2	0.2
Room dimensions		Viewed crosswise					Viewed endwise				
X=2H	Y=2H	20.33	21.55	20.75	21.92	22.31	18.60	19.81	19.01	20.19	20.58
	3H	21.49	22.57	21.92	22.97	23.40	20.20	21.28	20.63	21.67	22.11
	4H	21.95	22.96	22.40	23.37	23.82	20.85	21.86	21.31	22.27	22.73
	6H	22.27	23.19	22.73	23.62	24.09	21.37	22.29	21.83	22.72	23.19
	8H	22.35	23.23	22.83	23.68	24.16	21.54	22.41	22.02	22.86	23.34
	12H	22.39	23.23	22.87	23.67	24.17	21.63	22.47	22.11	22.91	23.41
4H	2H	20.59	21.60	21.04	22.01	22.47	19.15	20.16	19.60	20.57	21.03
	3H	21.99	22.82	22.45	23.28	23.76	20.96	21.79	21.42	22.25	22.72
	4H	22.57	23.32	23.06	23.79	24.31	21.72	22.47	22.21	22.94	23.46
	6H	23.02	23.66	23.53	24.16	24.70	22.35	23.00	22.87	23.50	24.03
	8H	23.14	23.74	23.66	24.24	24.78	22.56	23.16	23.08	23.67	24.20
	12H	23.20	23.73	23.74	24.27	24.81	22.69	23.22	23.22	23.75	24.30
8H	4H	22.74	23.34	23.25	23.84	24.38	21.97	22.57	22.49	23.07	23.61
	6H	23.28	23.77	23.83	24.32	24.87	22.71	23.20	23.26	23.75	24.30
	8H	23.46	23.90	24.03	24.46	25.02	22.99	23.43	23.56	23.99	24.55
	12H	23.57	23.96	24.14	24.51	25.14	23.18	23.56	23.74	24.11	24.74
12H	4H	22.73	23.26	23.27	23.80	24.34	21.97	22.50	22.51	23.04	23.58
	6H	23.30	23.74	23.87	24.30	24.86	22.74	23.18	23.31	23.74	24.30
	8H	23.52	23.90	24.08	24.45	25.09	23.06	23.45	23.62	23.99	24.63

LM-79-2019: Approved Method: Electrical and Photometric Measurements of Solid-State Lighting Products

Report Prepared for

Cooper Lighting Solutions

Metalux

Report Number: SP1-2506-472-8

Test Date: 08/04/2025

Luminaire Tested: EHBR-60-L950-N

Data in this report applies to families of products including EHBR-60-L950-N

Test Information

Test Method: LM-79-2019
 Report Number: SP1-2506-472-8
 Test Lab: COOPER LIGHTING SOLUTIONS
 Photometer: SP1 - 76IN SPHERE
 Measurement Geometry: 4π
 Issue Date: 08/05/2025
 Manufacturer: COOPER LIGHTING SOLUTIONS
 Product Line: Metalux
 Catalog Number: **EHBR-60-L950-N**
 Description: Elevate Round Highbay at, 60000 lumens, 5000K 90CRI LEDs with N lens

Spectral Parameters

CCT (K): 4901
 CIE u': 0.2131
 CIE v': 0.4853
 Duv: -0.0008
 CIE x: 0.3477
 CIE y: 0.3520
 CIE z: 0.3003
 Peak Wavelength (nm): 630
 Dominant Wavelength (nm): 574
 Purity: 9.953987
 Rf: 90.7
 Rg: 100.5

CRI (Ra):	94.3		
R1:	95.8	R9:	72.3
R2:	96.5	R10:	89.1
R3:	94.4	R11:	94.9
R4:	95.3	R12:	68.4
R5:	94.1	R13:	96.4
R6:	92.5	R14:	96.4
R7:	95.5	R15:	93.9
R8:	90.1		



Test Conditions

Stabilization Time: 35M
 Operation Time: 1H 35M
 Sphere Temperature (°C): 25.0

REPORT NUMBER: SP1-2506-472-8

Measurement and Test Equipment			
Instrument	Identification Number	Calibration Date	Calibration Due Date
Photometer	76INCH SPHERE IN0058	6/16/2025	12/16/2025
Power Meter	XITRON INXT2011004	1/21/2025	1/21/2026
AC Power Source	CHROMA 61603 IN0063	10/22/2024	10/22/2025
DC Power Source	AGILENT E3634A IN0208	10/22/2024	10/22/2025
Sphere Thermometer	ONSET IN0085	10/22/2024	10/22/2025
Room Thermometer	ONSET IN0046	10/22/2024	10/22/2025

REPORT NUMBER: SP1-2506-472-8

CIE 1931 Chromaticity Diagram



CIE 1931 Chromaticity Diagram with 2017 ANSI 7-Step and 4-Step Quadrangles



CCT = 4901K
 CIE x = 0.3477
 CIE y = 0.3520
 Duv = -0.0008

Point lies inside the ANSI 5000K 4-step quadrangle

REPORT NUMBER: SP1-2506-472-8

Photopic Flux vs. Wavelength

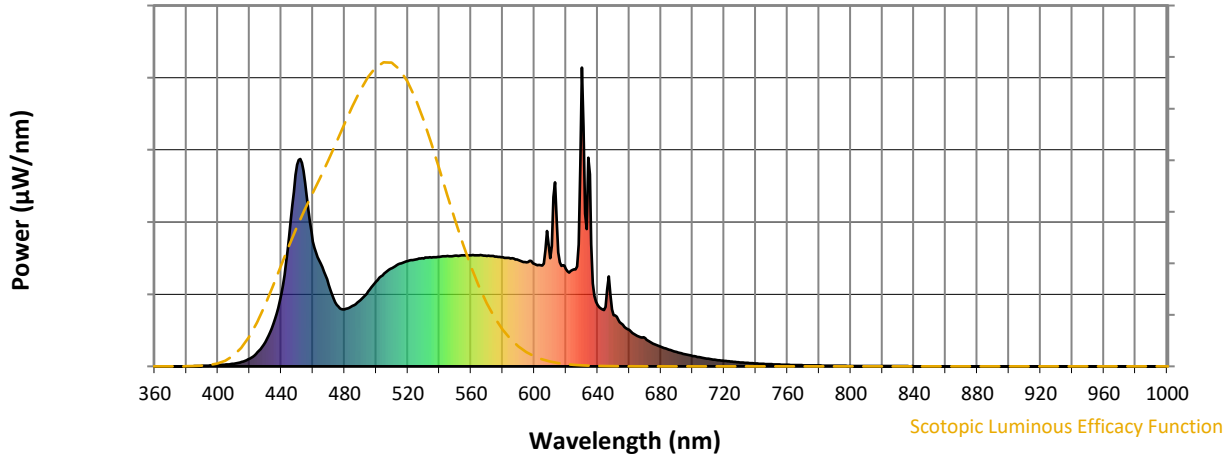


Photopic Lumens: NR

λ (nm)	Power W [^] /nm	Lumens (ϕ /nm)	λ (nm)	Power W [^] /nm	Lumens (ϕ /nm)	λ (nm)	Power W [^] /nm	Lumens (ϕ /nm)	λ (nm)	Power W [^] /nm	Lumens (ϕ /nm)	λ (nm)	Power W [^] /nm	Lumens (ϕ /nm)
360	0	NR	490	221	NR	620	326	NR	750	7	NR	880	0	NR
365	0	NR	495	250	NR	625	325	NR	755	6	NR	885	0	NR
370	0	NR	500	284	NR	630	1000	NR	760	5	NR	890	0	NR
375	0	NR	505	311	NR	635	643	NR	765	4	NR	895	0	NR
380	0	NR	510	329	NR	640	206	NR	770	4	NR	900	0	NR
385	1	NR	515	344	NR	645	199	NR	775	3	NR	905	0	NR
390	2	NR	520	353	NR	650	172	NR	780	3	NR	910	0	NR
395	3	NR	525	357	NR	655	143	NR	785	2	NR	915	0	NR
400	5	NR	530	362	NR	660	122	NR	790	2	NR	920	0	NR
405	6	NR	535	365	NR	665	102	NR	795	2	NR	925	0	NR
410	9	NR	540	367	NR	670	94	NR	800	2	NR	930	0	NR
415	15	NR	545	369	NR	675	76	NR	805	1	NR	935	0	NR
420	26	NR	550	370	NR	680	65	NR	810	1	NR	940	0	NR
425	47	NR	555	372	NR	685	56	NR	815	1	NR	945	0	NR
430	81	NR	560	372	NR	690	48	NR	820	1	NR	950	0	NR
435	143	NR	565	371	NR	695	41	NR	825	1	NR	955	0	NR
440	243	NR	570	370	NR	700	35	NR	830	1	NR	960	0	NR
445	434	NR	575	367	NR	705	30	NR	835	1	NR	965	0	NR
450	675	NR	580	365	NR	710	25	NR	840	1	NR	970	0	NR
455	615	NR	585	361	NR	715	22	NR	845	0	NR	975	0	NR
460	418	NR	590	356	NR	720	19	NR	850	0	NR	980	0	NR
465	344	NR	595	348	NR	725	16	NR	855	0	NR	985	0	NR
470	272	NR	600	343	NR	730	13	NR	860	0	NR	990	0	NR
475	206	NR	605	337	NR	735	11	NR	865	0	NR	995	0	NR
480	190	NR	610	362	NR	740	10	NR	870	0	NR	1000	0	NR
485	202	NR	615	381	NR	745	8	NR	875	0	NR			

REPORT NUMBER: SP1-2506-472-8

Scotopic Flux vs. Wavelength



Scotopic Lumens: NR

S/P: 2.04

λ (nm)	Power W [^] /nm	Lumens (φ/nm)	λ (nm)	Power W [^] /nm	Lumens (φ/nm)	λ (nm)	Power W [^] /nm	Lumens (φ/nm)	λ (nm)	Power W [^] /nm	Lumens (φ/nm)	λ (nm)	Power W [^] /nm	Lumens (φ/nm)
360	0	NR	490	221	NR	620	326	NR	750	7	NR	880	0	NR
365	0	NR	495	250	NR	625	325	NR	755	6	NR	885	0	NR
370	0	NR	500	284	NR	630	1000	NR	760	5	NR	890	0	NR
375	0	NR	505	311	NR	635	643	NR	765	4	NR	895	0	NR
380	0	NR	510	329	NR	640	206	NR	770	4	NR	900	0	NR
385	1	NR	515	344	NR	645	199	NR	775	3	NR	905	0	NR
390	2	NR	520	353	NR	650	172	NR	780	3	NR	910	0	NR
395	3	NR	525	357	NR	655	143	NR	785	2	NR	915	0	NR
400	5	NR	530	362	NR	660	122	NR	790	2	NR	920	0	NR
405	6	NR	535	365	NR	665	102	NR	795	2	NR	925	0	NR
410	9	NR	540	367	NR	670	94	NR	800	2	NR	930	0	NR
415	15	NR	545	369	NR	675	76	NR	805	1	NR	935	0	NR
420	26	NR	550	370	NR	680	65	NR	810	1	NR	940	0	NR
425	47	NR	555	372	NR	685	56	NR	815	1	NR	945	0	NR
430	81	NR	560	372	NR	690	48	NR	820	1	NR	950	0	NR
435	143	NR	565	371	NR	695	41	NR	825	1	NR	955	0	NR
440	243	NR	570	370	NR	700	35	NR	830	1	NR	960	0	NR
445	434	NR	575	367	NR	705	30	NR	835	1	NR	965	0	NR
450	675	NR	580	365	NR	710	25	NR	840	1	NR	970	0	NR
455	615	NR	585	361	NR	715	22	NR	845	0	NR	975	0	NR
460	418	NR	590	356	NR	720	19	NR	850	0	NR	980	0	NR
465	344	NR	595	348	NR	725	16	NR	855	0	NR	985	0	NR
470	272	NR	600	343	NR	730	13	NR	860	0	NR	990	0	NR
475	206	NR	605	337	NR	735	11	NR	865	0	NR	995	0	NR
480	190	NR	610	362	NR	740	10	NR	870	0	NR	1000	0	NR
485	202	NR	615	381	NR	745	8	NR	875	0	NR			

REPORT NUMBER: SP1-2506-472-8

Melanopic Flux vs. Wavelength



Melanopic Lumens: NR

M/P: 4.41

λ (nm)	Power W [^] /nm	Lumens (φ/nm)	λ (nm)	Power W [^] /nm	Lumens (φ/nm)	λ (nm)	Power W [^] /nm	Lumens (φ/nm)	λ (nm)	Power W [^] /nm	Lumens (φ/nm)	λ (nm)	Power W [^] /nm	Lumens (φ/nm)
360	0	NR	490	221	NR	620	326	NR	750	7	NR	880	0	NR
365	0	NR	495	250	NR	625	325	NR	755	6	NR	885	0	NR
370	0	NR	500	284	NR	630	1000	NR	760	5	NR	890	0	NR
375	0	NR	505	311	NR	635	643	NR	765	4	NR	895	0	NR
380	0	NR	510	329	NR	640	206	NR	770	4	NR	900	0	NR
385	1	NR	515	344	NR	645	199	NR	775	3	NR	905	0	NR
390	2	NR	520	353	NR	650	172	NR	780	3	NR	910	0	NR
395	3	NR	525	357	NR	655	143	NR	785	2	NR	915	0	NR
400	5	NR	530	362	NR	660	122	NR	790	2	NR	920	0	NR
405	6	NR	535	365	NR	665	102	NR	795	2	NR	925	0	NR
410	9	NR	540	367	NR	670	94	NR	800	2	NR	930	0	NR
415	15	NR	545	369	NR	675	76	NR	805	1	NR	935	0	NR
420	26	NR	550	370	NR	680	65	NR	810	1	NR	940	0	NR
425	47	NR	555	372	NR	685	56	NR	815	1	NR	945	0	NR
430	81	NR	560	372	NR	690	48	NR	820	1	NR	950	0	NR
435	143	NR	565	371	NR	695	41	NR	825	1	NR	955	0	NR
440	243	NR	570	370	NR	700	35	NR	830	1	NR	960	0	NR
445	434	NR	575	367	NR	705	30	NR	835	1	NR	965	0	NR
450	675	NR	580	365	NR	710	25	NR	840	1	NR	970	0	NR
455	615	NR	585	361	NR	715	22	NR	845	0	NR	975	0	NR
460	418	NR	590	356	NR	720	19	NR	850	0	NR	980	0	NR
465	344	NR	595	348	NR	725	16	NR	855	0	NR	985	0	NR
470	272	NR	600	343	NR	730	13	NR	860	0	NR	990	0	NR
475	206	NR	605	337	NR	735	11	NR	865	0	NR	995	0	NR
480	190	NR	610	362	NR	740	10	NR	870	0	NR	1000	0	NR
485	202	NR	615	381	NR	745	8	NR	875	0	NR			

Summary

$R_f = 90.7$
 $R_g = 100.5$
 $CIE R_a = 94.3$
 $R_9 = 72.3$



Color Vector Graphics

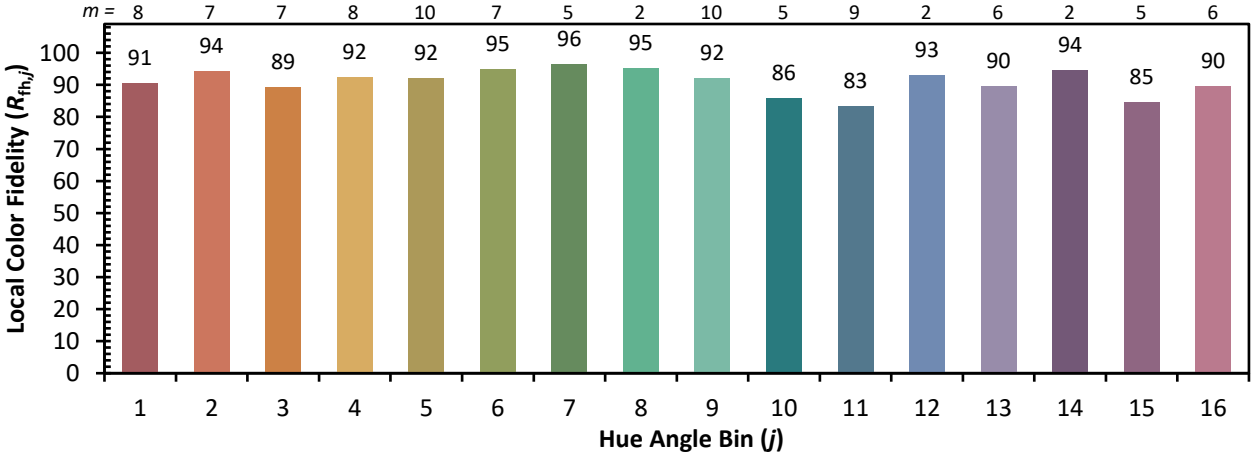


Individual Sample Fidelity Index ($R_{f,i}$)

CES01 = 85	CES26 = 91	CES51 = 98	CES76 = 83
CES02 = 61	CES27 = 92	CES52 = 98	CES77 = 87
CES03 = 31	CES28 = 94	CES53 = 97	CES78 = 80
CES04 = 69	CES29 = 94	CES54 = 93	CES79 = 94
CES05 = 48	CES30 = 93	CES55 = 92	CES80 = 91
CES06 = 50	CES31 = 95	CES56 = 95	CES81 = 84
CES07 = 41	CES32 = 86	CES57 = 94	CES82 = 96
CES08 = 40	CES33 = 99	CES58 = 94	CES83 = 96
CES09 = 29	CES34 = 90	CES59 = 97	CES84 = 93
CES10 = 73	CES35 = 94	CES60 = 92	CES85 = 83
CES11 = 56	CES36 = 81	CES61 = 92	CES86 = 86
CES12 = 62	CES37 = 92	CES62 = 86	CES87 = 91
CES13 = 43	CES38 = 88	CES63 = 92	CES88 = 98
CES14 = 74	CES39 = 99	CES64 = 89	CES89 = 87
CES15 = 71	CES40 = 97	CES65 = 88	CES90 = 98
CES16 = 47	CES41 = 97	CES66 = 85	CES91 = 73
CES17 = 48	CES42 = 90	CES67 = 84	CES92 = 79
CES18 = 56	CES43 = 91	CES68 = 86	CES93 = 87
CES19 = 70	CES44 = 99	CES69 = 87	CES94 = 78
CES20 = 65	CES45 = 95	CES70 = 83	CES95 = 83
CES21 = 85	CES46 = 97	CES71 = 77	CES96 = 92
CES22 = 77	CES47 = 95	CES72 = 92	CES97 = 95
CES23 = 91	CES48 = 93	CES73 = 77	CES98 = 95
CES24 = 90	CES49 = 95	CES74 = 92	CES99 = 94
CES25 = 70	CES50 = 98	CES75 = 79	



Color Rendition by Hue-Angle Bin



Measure Comparisons



(END OF REPORT)