

Cooper Lighting Solutions Photometric Lab
1121 Highway 74 South
Peachtree City, GA 30269



Scaled data based on original data using
LM-79-2019 Approved Method: Electrical and Photometric Measurements of Solid-
State Lighting Products

Test Report Prepared for
Cooper Lighting Solutions

Brand: METALUX

Report Number:

Luminaire Tested: EHBR1-42-UNV-TASM-L950-UPL12

Issue Date: 3/20/2026

Test Information

Test Method: LM-79-2019
Report Number:
REPORT IS A COMBINATION OF REPORTS P1431904 AND P1431635
Test Lab: INNOVATION CENTER
Issue Date: 3/20/2026
Manufacturer: COOPER LIGHTING SOLUTIONS
Product Line: METALUX
Catalog Number: EHBR1-42-UNV-TASM-L950-UPL12
Description: Elevate Round Highbay at, 42000 lumens, 5000K 90CRI LEDs with TASM lens
Light Source: -
Ballast/Driver: -

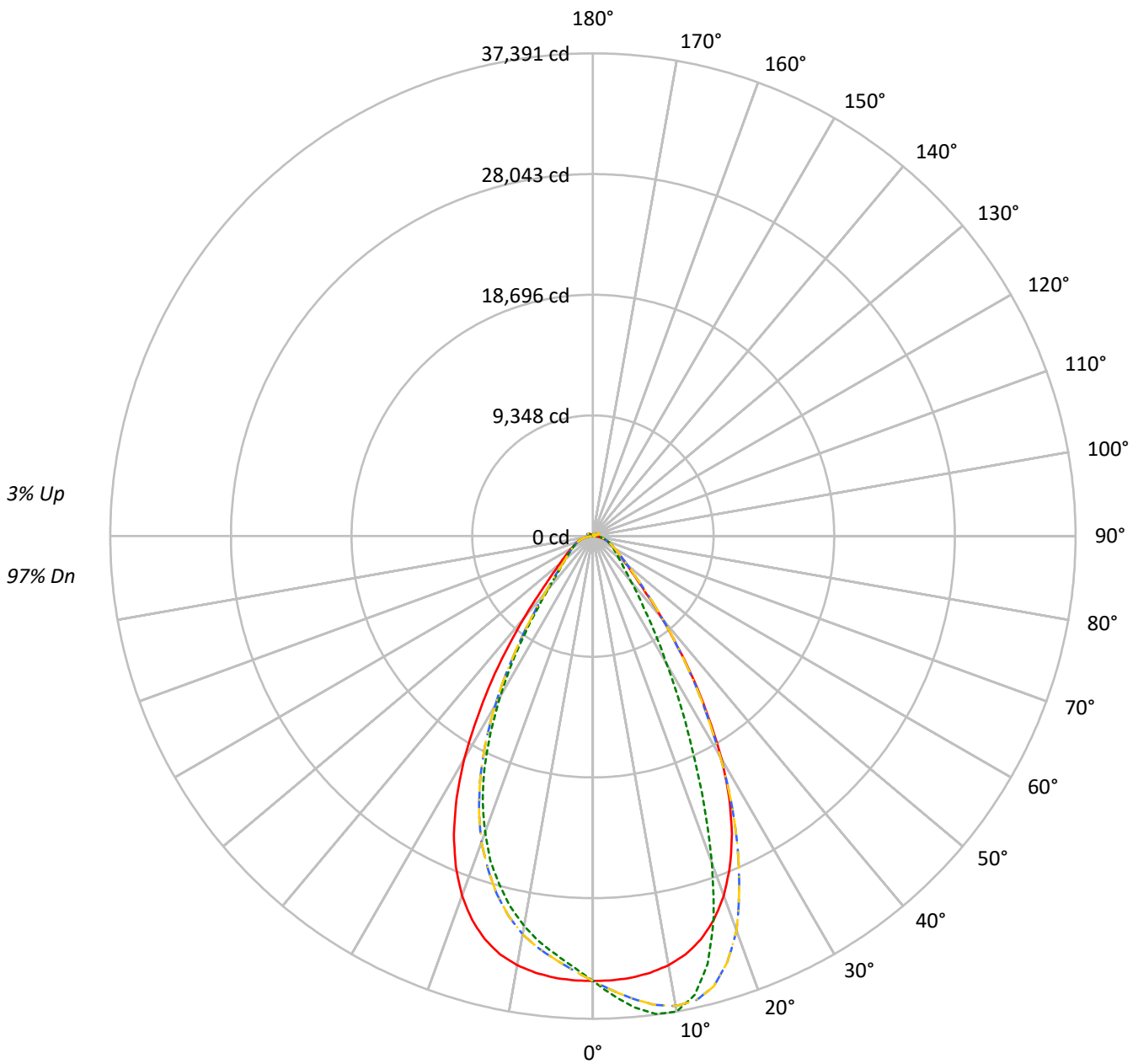
Summary

Lumens per Lamp: N/A
Luminaire Lumens: 39653.7 lumens
Efficiency: N/A
Efficacy: 171.1 lumens/watt
Spacing Criteria (0/90/45): 0.99 / 0.84 / 0.9
Luminous Opening: Vertical Cylinder (Dia: 1.71' x H: 0.1')
CIE Type: Direct

Input Watts (W): 231.8
Input Voltage (V): NR
Input Current (Ain): NR
Voltage Rise (V): NR
Power Factor: NR
Total Harmonic Distortion (THDi): NR
Frequency (hertz): 60
Stabilization Time: NR
Operation Time: NR
Ambient Temperature (°C): NR
Test Distance: 24 FT

TEST NUMBER:
CATALOG NUMBER: EHBR1-42-UNV-TASM-L950-UPL12

Luminous Intensity Polar Plot



— 0°-180° - - 45°-225° - · - · 90°-270° - · - · 135°-315°



TEST NUMBER:

CATALOG NUMBER: EHBR1-42-UNV-TASM-L950-UPL12

COEFFICIENT OF UTILIZATION - ZONAL CAVITY METHOD:

RF	20				20				20				20				20				
RC	80				70				50				30				10			0	
RW	70	50	30	10	70	50	30	10	50	30	10	50	30	10	50	30	10	50	30	10	0
RCR																					
0	118	118	118	118	115	115	115	115	109	109	109	104	104	104	99	99	99	99	99	99	97
1	111	108	105	102	108	105	103	100	101	98	96	96	95	93	92	91	90	92	91	90	88
2	104	98	93	89	102	96	92	88	92	89	86	89	86	83	86	83	81	86	83	81	79
3	98	90	84	79	95	88	83	78	85	81	77	82	78	75	80	76	74	80	76	74	72
4	92	83	76	71	90	82	76	71	79	74	70	77	72	69	74	71	67	74	71	67	66
5	87	77	70	65	85	76	69	65	73	68	64	71	67	63	69	65	62	69	65	62	60
6	82	71	64	60	80	70	64	59	68	63	59	67	62	58	65	61	57	65	61	57	56
7	77	67	60	55	75	66	59	55	64	58	54	63	57	54	61	57	53	61	57	53	51
8	73	62	55	51	71	61	55	51	60	54	50	59	54	50	58	53	49	58	53	49	48
9	69	58	52	47	68	58	51	47	57	51	47	55	50	47	54	50	46	54	50	46	45
10	66	55	49	44	64	54	48	44	53	48	44	52	47	44	51	47	43	51	47	43	42

AVERAGE LUMINANCE (cd/sqm):

	0°	90°	180°	270°
0°	161823	161823	161823	161823
5°	160838	171584	160838	152491
10°	158860	175989	158860	144320
15°	154170	163548	154170	133313
20°	144187	131144	144187	118744
25°	127617	90864	127617	99512
30°	103621	59113	103621	74456
35°	74320	38283	74320	49566
40°	48050	26387	48050	31259
45°	30488	20439	30488	22273
50°	22641	17368	22641	18553
55°	18485	15822	18485	16376
60°	16007	15072	16007	15163
65°	14591	14536	14591	14473
70°	13830	14242	13830	14058
75°	12934	13778	12934	13365
80°	11362	13008	11362	12160
85°	7349	9287	7349	8857

MAXIMUM LUMINANCE 45°-90°:

Horizontal Angle: 22.5°
 Vertical Angle: 45°
 Luminance: 42864 cd/sqm



TEST NUMBER:

CATALOG NUMBER: EHBR1-42-UNV-TASM-L950-UPL12

ZONAL LUMENS:

Zone	Lumens	% Fixture
0°-10°	3276.5	8.3
10°-20°	8914.0	22.5
20°-30°	10454.3	26.4
30°-40°	7270.3	18.3
40°-50°	3613.0	9.1
50°-60°	2160.9	5.4
60°-70°	1521.0	3.8
70°-80°	979.8	2.5
80°-90°	313.2	0.8
90°-100°	31.4	0.1
100°-110°	198.0	0.5
110°-120°	364.5	0.9
120°-130°	217.7	0.5
130°-140°	133.2	0.3
140°-150°	93.5	0.2
150°-160°	62.5	0.2
160°-170°	37.4	0.1
170°-180°	12.8	0.0
0°-30°	22644.8	57.1
0°-40°	29915.1	75.4
0°-60°	35689.0	90.0
0°-90°	38502.9	97.1
90°-120°	593.8	1.5
90°-150°	1038.1	2.6
90°-180°	1151.0	2.9
0°-180°	39653.7	100.0

CANDELA DISTRIBUTION:

	0°	90°	180°	270°	360°	Flux
0°	34459	34459	34459	34459	34459	
5°	34341	36636	34341	32559	34341	3259
15°	32344	34312	32344	27968	32344	9039
25°	25485	18145	25485	19872	25485	11538
35°	13640	7026	13640	9097	13640	8515
45°	4933	3307	4933	3604	4933	4036
55°	2498	2138	2498	2213	2498	2284
65°	1523	1517	1523	1511	1523	1530
75°	911	971	911	942	911	956
85°	253	319	253	304	253	281
90°	9	13	9	9	9	16
95°	17	19	17	14	17	18
105°	91	50	91	69	91	123
115°	388	334	388	315	388	353
125°	249	264	249	228	249	229
135°	160	186	160	167	160	127
145°	147	154	147	142	147	92
155°	133	140	133	131	133	62
165°	131	137	131	129	131	37
175°	134	140	134	132	134	13
180°	135	135	135	135	135	



TEST NUMBER:

CATALOG NUMBER: EHBR1-42-UNV-TASM-L950-UPL12

CANDELA DISTRIBUTION (FULL):

	0°	22.5°	45°	67.5°	90°	112.5°	135°	157.5°	180°	202.5°	225°
0°	34459.0	34459.0	34459.0	34459.0	34459.0	34459.0	34459.0	34459.0	34459.0	34459.0	34459.0
2.5°	34438.9	34884.1	35244.6	35482.5	35600.0	35482.5	35244.6	34884.1	34438.9	33996.3	33692.0
5°	34341.4	35233.0	35988.4	36482.7	36635.9	36482.7	35988.4	35233.0	34341.4	33498.7	32939.9
7.5°	34108.1	35497.4	36619.7	37196.7	37337.6	37196.7	36619.7	35497.4	34108.1	32915.3	32209.0
10°	33752.0	35664.0	36960.9	37374.4	37391.2	37374.4	36960.9	35664.0	33752.0	32145.0	31312.2
12.5°	33184.0	35604.6	36846.5	36710.8	36402.6	36710.8	36846.5	35604.6	33184.0	31204.3	30153.6
15°	32344.0	35252.4	36122.2	35017.8	34311.6	35017.8	36122.2	35252.4	32344.0	29933.9	28715.3
17.5°	31160.3	34593.3	34610.1	32425.5	31093.1	32425.5	34610.1	34593.3	31160.3	28380.5	27038.5
20°	29634.7	33536.3	32528.2	28532.3	26953.8	28532.3	32528.2	33536.3	29634.7	26544.1	25227.3
22.5°	27722.1	32110.8	29628.9	24616.0	22462.4	24616.0	29628.9	32110.8	27722.1	24408.6	23038.1
25°	25485.1	30364.3	26509.9	20348.8	18145.4	20348.8	26509.9	30364.3	25485.1	21864.0	20624.8
27.5°	22854.0	28150.5	23188.6	16628.3	14595.5	16628.3	23188.6	28150.5	22854.0	19236.7	17970.9
30°	19931.4	25312.6	19732.3	13242.4	11370.4	13242.4	19732.3	25312.6	19931.4	16285.1	15151.7
32.5°	16659.2	22530.9	16413.1	10610.6	9024.9	10610.6	16413.1	22530.9	16659.2	13468.5	12284.1
35°	13640.4	19050.6	13420.0	8337.4	7026.3	8337.4	13420.0	19050.6	13640.4	10809.6	9646.5
37.5°	10704.9	15762.4	10697.8	6713.6	5699.1	6713.6	10697.8	15762.4	10704.9	8403.9	7459.9
40°	8328.3	12324.8	8382.0	5359.2	4573.5	5359.2	8382.0	12324.8	8328.3	6394.3	5790.2
42.5°	6310.4	9424.2	6588.3	4398.4	3884.7	4398.4	6588.3	9424.2	6310.4	5038.1	4585.8
45°	4932.8	6935.2	5144.7	3710.9	3307.0	3710.9	5144.7	6935.2	4932.8	4057.3	3753.5
47.5°	4017.1	5359.9	4169.7	3183.0	2900.0	3183.0	4169.7	5359.9	4017.1	3431.8	3204.3
50°	3374.3	4112.8	3462.2	2778.5	2588.5	2778.5	3462.2	4112.8	3374.3	2938.7	2786.9
52.5°	2898.6	3354.2	2948.5	2476.1	2348.1	2476.1	2948.5	3354.2	2898.6	2571.0	2476.7
55°	2498.0	2819.9	2564.0	2226.6	2138.2	2226.6	2564.0	2819.9	2498.0	2288.0	2218.3
57.5°	2193.7	2392.1	2226.6	2014.0	1955.2	2014.0	2226.6	2392.1	2193.7	2036.1	1998.5
60°	1924.3	2071.6	1965.0	1828.6	1811.9	1828.6	1965.0	2071.6	1924.3	1831.8	1807.3
62.5°	1716.8	1809.9	1737.5	1661.9	1647.0	1661.9	1737.5	1809.9	1716.8	1645.7	1650.3
65°	1523.0	1609.6	1552.7	1512.0	1517.2	1512.0	1609.6	1523.0	1490.0	1490.0	1497.2
67.5°	1373.0	1418.3	1393.8	1370.5	1376.3	1370.5	1393.8	1418.3	1373.0	1340.8	1351.8
70°	1213.5	1261.9	1236.7	1240.0	1249.7	1240.0	1236.7	1261.9	1213.5	1203.8	1212.2
72.5°	1061.0	1098.5	1090.0	1097.8	1108.2	1097.8	1090.0	1098.5	1061.0	1059.7	1060.3
75°	911.1	939.5	943.4	954.4	970.6	954.4	943.4	939.5	911.1	901.4	913.0
77.5°	747.6	779.9	792.2	807.0	831.0	807.0	792.2	779.9	747.6	754.1	759.9
80°	597.7	612.6	639.7	650.7	684.3	650.7	639.7	612.6	597.7	586.7	595.1
82.5°	437.4	451.0	474.3	494.9	514.4	494.9	474.3	451.0	437.4	432.3	433.0
85°	252.6	273.3	288.9	313.4	319.2	313.4	288.9	273.3	252.6	258.5	252.6
87.5°	88.5	95.0	108.5	118.3	118.9	118.3	108.5	95.0	88.5	90.5	82.0
90°	8.7	15.1	25.6	16.4	13.3	16.4	25.6	15.1	8.7	15.0	23.1
92.5°	11.2	20.0	35.7	20.7	16.4	20.7	35.7	20.0	11.2	19.3	36.9
95°	16.9	24.3	45.0	22.6	19.0	22.6	45.0	24.3	16.9	25.6	51.2
97.5°	25.6	30.0	50.6	23.9	22.0	23.9	50.6	30.0	25.6	31.2	58.7
100°	33.7	33.7	91.1	26.9	24.5	26.9	91.1	33.7	33.7	38.7	91.1
102.5°	50.6	65.6	209.8	51.4	28.9	51.4	209.8	65.6	50.6	71.8	192.9
105°	91.1	148.0	367.7	126.8	50.2	126.8	367.7	148.0	91.1	149.2	343.2
107.5°	171.7	274.6	473.1	246.7	110.7	246.7	473.1	274.6	171.7	263.4	453.0
110°	274.0	383.3	516.1	336.5	219.3	336.5	516.1	383.3	274.0	361.3	475.0



TEST NUMBER:

CATALOG NUMBER: EHBR1-42-UNV-TASM-L950-UPL12

CANDELA DISTRIBUTION (continued):

	0°	22.5°	45°	67.5°	90°	112.5°	135°	157.5°	180°	202.5°	225°
112.5°	356.3	426.9	504.3	372.8	301.6	372.8	504.3	426.9	356.3	398.8	455.0
115°	387.6	420.7	450.6	371.5	334.1	371.5	450.6	420.7	387.6	389.4	406.3
117.5°	374.5	385.1	389.5	349.0	336.0	349.0	389.5	385.1	374.5	350.7	345.2
120°	338.3	333.9	329.0	315.9	317.2	315.9	329.0	333.9	338.3	306.4	288.3
122.5°	293.4	284.0	278.5	282.9	291.6	282.9	278.5	284.0	293.4	261.5	247.8
125°	249.1	239.7	243.5	254.2	263.6	254.2	243.5	239.7	249.1	222.9	219.2
127.5°	212.3	207.9	218.0	229.9	238.0	229.9	218.0	207.9	212.3	195.5	198.6
130°	186.1	186.8	199.9	210.5	215.6	210.5	199.9	186.8	186.1	178.0	186.1
132.5°	169.9	174.3	186.8	196.2	199.4	196.2	186.8	174.3	169.9	168.1	178.0
135°	160.0	166.1	178.0	183.7	185.6	183.7	178.0	166.1	160.0	161.2	169.9
137.5°	154.3	160.6	169.3	174.4	173.7	174.4	169.3	160.6	154.3	156.9	163.7
140°	151.3	157.5	161.2	166.9	166.9	166.9	161.2	157.5	151.3	152.6	158.1
142.5°	148.2	153.8	155.6	160.0	159.3	160.0	155.6	153.8	148.2	149.4	153.2
145°	146.9	151.3	149.4	154.4	153.8	154.4	149.4	151.3	146.9	146.9	149.4
147.5°	143.7	146.9	145.0	149.4	148.8	149.4	145.0	146.9	143.7	143.7	145.0
150°	140.7	143.2	140.0	145.0	145.7	145.0	140.0	143.2	140.7	140.0	141.3
152.5°	136.3	138.8	136.3	142.0	142.0	142.0	136.3	138.8	136.3	135.7	137.0
155°	133.2	134.5	133.2	138.9	139.6	138.9	133.2	134.5	133.2	132.6	133.9
157.5°	131.5	132.7	132.1	137.1	137.8	137.1	132.1	132.7	131.5	131.5	132.1
160°	130.9	132.1	132.2	136.6	137.2	136.6	132.2	132.1	130.9	130.9	131.6
162.5°	130.9	130.9	131.7	136.0	137.3	136.0	131.7	130.9	130.9	130.9	131.6
165°	131.0	131.7	131.7	135.5	137.4	135.5	131.7	131.7	131.0	131.0	131.0
167.5°	131.7	131.1	132.4	136.1	138.1	136.1	132.4	131.1	131.7	131.7	131.7
170°	131.1	131.7	132.4	136.2	138.1	136.2	132.4	131.7	131.1	131.7	131.7
172.5°	133.0	133.0	133.7	136.9	139.5	136.9	133.7	133.0	133.0	133.0	133.7
175°	134.3	134.3	135.0	137.5	140.1	137.5	135.0	134.3	134.3	133.6	133.6
177.5°	133.6	134.9	136.2	138.8	142.0	138.8	136.2	134.9	133.6	133.6	133.6
180°	134.9	134.9	134.9	134.9	134.9	134.9	134.9	134.9	134.9	134.9	134.9



TEST NUMBER:

CATALOG NUMBER: EHBR1-42-UNV-TASM-L950-UPL12

CANDELA DISTRIBUTION (continued):

	247.5°	270°	292.5°	315°	337.5°	360°
0°	34459.0	34459.0	34459.0	34459.0	34459.0	34459.0
2.5°	33458.0	33436.1	33458.0	33692.0	33996.3	34438.9
5°	32680.7	32559.2	32680.7	32939.9	33498.7	34341.4
7.5°	31775.4	31705.0	31775.4	32209.0	32915.3	34108.1
10°	30822.3	30662.8	30822.3	31312.2	32145.0	33752.0
12.5°	29647.7	29436.4	29647.7	30153.6	31204.3	33184.0
15°	28153.7	27968.3	28153.7	28715.3	29933.9	32344.0
17.5°	26550.6	26382.7	26550.6	27038.5	28380.5	31160.3
20°	24537.2	24405.4	24537.2	25227.3	26544.1	29634.7
22.5°	22424.9	22301.5	22424.9	23038.1	24408.6	27722.1
25°	19939.8	19872.5	19939.8	20624.8	21864.0	25485.1
27.5°	17254.4	17140.0	17254.4	17970.9	19236.7	22854.0
30°	14510.8	14321.5	14510.8	15151.7	16285.1	19931.4
32.5°	11827.2	11690.9	11827.2	12284.1	13468.5	16659.2
35°	9233.6	9097.2	9233.6	9646.5	10809.6	13640.4
37.5°	7195.0	6954.0	7195.0	7459.9	8403.9	10704.9
40°	5456.8	5418.0	5456.8	5790.2	6394.3	8328.3
42.5°	4442.4	4337.0	4442.4	4585.8	5038.1	6310.4
45°	3645.0	3603.7	3645.0	3753.5	4057.3	4932.8
47.5°	3134.6	3152.6	3134.6	3204.3	3431.8	4017.1
50°	2753.9	2765.0	2753.9	2786.9	2938.7	3374.3
52.5°	2473.5	2463.8	2473.5	2476.7	2571.0	2898.6
55°	2225.4	2213.1	2225.4	2218.3	2288.0	2498.0
57.5°	2008.3	2017.3	2008.3	1998.5	2036.1	2193.7
60°	1814.4	1822.8	1814.4	1807.3	1831.8	1924.3
62.5°	1650.9	1656.1	1650.9	1650.3	1645.7	1716.8
65°	1504.9	1510.7	1504.9	1497.2	1490.0	1523.0
67.5°	1365.3	1365.3	1365.3	1351.8	1340.8	1373.0
70°	1234.1	1233.5	1234.1	1212.2	1203.8	1213.5
72.5°	1076.5	1092.0	1076.5	1060.3	1059.7	1061.0
75°	923.4	941.5	923.4	913.0	901.4	911.1
77.5°	768.3	796.1	768.3	759.9	754.1	747.6
80°	609.3	639.7	609.3	595.1	586.7	597.7
82.5°	450.3	473.0	450.3	433.0	432.3	437.4
85°	268.1	304.4	268.1	252.6	258.5	252.6
87.5°	85.9	109.8	85.9	82.0	90.5	88.5
90°	13.8	8.7	13.8	23.1	15.0	8.7
92.5°	20.6	12.5	20.6	36.9	19.3	11.2
95°	23.7	14.4	23.7	51.2	25.6	16.9
97.5°	26.2	18.8	26.2	58.7	31.2	25.6
100°	30.6	24.3	30.6	91.1	38.7	33.7
102.5°	64.3	40.6	64.3	192.9	71.8	50.6
105°	134.8	69.3	134.8	343.2	149.2	91.1
107.5°	240.9	119.2	240.9	453.0	263.4	171.7
110°	319.5	221.6	319.5	475.0	361.3	274.0



TEST NUMBER:

CATALOG NUMBER: EHBR1-42-UNV-TASM-L950-UPL12

CANDELA DISTRIBUTION (continued):

	247.5°	270°	292.5°	315°	337.5°	360°
112.5°	343.2	299.0	343.2	455.0	398.8	356.3
115°	330.1	314.6	330.1	406.3	389.4	387.6
117.5°	301.4	303.9	301.4	345.2	350.7	374.5
120°	268.3	281.5	268.3	288.3	306.4	338.3
122.5°	238.4	253.4	238.4	247.8	261.5	293.4
125°	212.2	227.8	212.2	219.2	222.9	249.1
127.5°	194.1	204.8	194.1	198.6	195.5	212.3
130°	180.4	189.2	180.4	186.1	178.0	186.1
132.5°	171.0	176.7	171.0	178.0	168.1	169.9
135°	163.0	167.3	163.0	169.9	161.2	160.0
137.5°	156.2	159.9	156.2	163.7	156.9	154.3
140°	150.6	153.7	150.6	158.1	152.6	151.3
142.5°	144.4	146.9	144.4	153.2	149.4	148.2
145°	140.7	142.5	140.7	149.4	146.9	146.9
147.5°	137.5	138.8	137.5	145.0	143.7	143.7
150°	134.4	135.7	134.4	141.3	140.0	140.7
152.5°	130.7	132.7	130.7	137.0	135.7	136.3
155°	129.0	130.8	129.0	133.9	132.6	133.2
157.5°	128.3	130.3	128.3	132.1	131.5	131.5
160°	128.4	129.7	128.4	131.6	130.9	130.9
162.5°	127.8	129.1	127.8	131.6	130.9	130.9
165°	128.5	129.1	128.5	131.0	131.0	131.0
167.5°	128.6	129.1	128.6	131.7	131.7	131.7
170°	129.2	129.9	129.2	131.7	131.7	131.1
172.5°	130.5	131.2	130.5	133.7	133.0	133.0
175°	131.2	131.7	131.2	133.6	133.6	134.3
177.5°	132.4	133.0	132.4	133.6	133.6	133.6
180°	134.9	134.9	134.9	134.9	134.9	134.9



TEST NUMBER: CATALOG
 CATALOG NUMBER: EHBR1-42-UNV-TASM-L950-UPL12

CIE UGR TABLE:

Reflectances:											
Ceiling		0.7	0.7	0.5	0.5	0.3	0.7	0.7	0.5	0.5	0.3
Wall		0.5	0.3	0.5	0.3	0.3	0.5	0.3	0.5	0.3	0.3
Reference plane		0.2	0.2	0.2	0.2	0.2	0.2	0.2	0.2	0.2	0.2
Room dimensions		Viewed crosswise					Viewed endwise				
X=2H	Y=2H	18.61	19.77	19.03	20.15	20.54	17.93	19.09	18.35	19.47	19.86
	3H	20.16	21.19	20.60	21.59	22.03	19.78	20.81	20.21	21.21	21.65
	4H	20.80	21.76	21.26	22.18	22.63	20.56	21.53	21.02	21.94	22.40
	6H	21.28	22.17	21.75	22.60	23.07	21.21	22.09	21.68	22.53	22.99
	8H	21.44	22.27	21.92	22.72	23.20	21.43	22.27	21.92	22.72	23.20
	12H	21.51	22.31	21.99	22.75	23.25	21.56	22.36	22.05	22.80	23.30
4H	2H	19.03	19.99	19.49	20.41	20.87	18.51	19.47	18.97	19.89	20.34
	3H	20.83	21.63	21.30	22.09	22.56	20.57	21.36	21.04	21.83	22.30
	4H	21.61	22.32	22.09	22.80	23.31	21.48	22.19	21.97	22.67	23.18
	6H	22.22	22.84	22.74	23.34	23.88	22.25	22.87	22.77	23.37	23.91
	8H	22.42	22.99	22.94	23.50	24.04	22.52	23.10	23.04	23.60	24.14
	12H	22.53	23.03	23.06	23.57	24.11	22.69	23.20	23.23	23.73	24.28
8H	4H	21.86	22.43	22.38	22.93	23.47	21.76	22.33	22.28	22.84	23.38
	6H	22.60	23.07	23.15	23.62	24.17	22.66	23.13	23.22	23.68	24.23
	8H	22.87	23.29	23.44	23.85	24.41	23.02	23.43	23.59	24.00	24.56
	12H	23.04	23.41	23.61	23.96	24.59	23.27	23.63	23.83	24.18	24.82
12H	4H	21.87	22.37	22.41	22.91	23.45	21.77	22.28	22.31	22.81	23.36
	6H	22.64	23.06	23.21	23.63	24.19	22.71	23.13	23.28	23.69	24.25
	8H	22.96	23.33	23.53	23.87	24.51	23.12	23.48	23.68	24.03	24.67

LM-79-2019: Approved Method: Electrical and Photometric Measurements of Solid-
State Lighting Products

Report Prepared for

Cooper Lighting Solutions

Metalux

Report Number: SP1-2506-472-8

Test Date: 08/04/2025

Luminaire Tested: EHBR-60-L950-N

Data in this report applies to families of products including EHBR-60-L950-N

Test Information

Test Method: LM-79-2019
 Report Number: SP1-2506-472-8
 Test Lab: COOPER LIGHTING SOLUTIONS
 Photometer: SP1 - 76IN SPHERE
 Measurement Geometry: 4π
 Issue Date: 08/05/2025
 Manufacturer: COOPER LIGHTING SOLUTIONS
 Product Line: Metalux
 Catalog Number: **EHBR-60-L950-N**
 Description: Elevate Round Highbay at, 60000 lumens, 5000K 90CRI LEDs with N lens

Spectral Parameters

CCT (K): 4901
 CIE u': 0.2131
 CIE v': 0.4853
 Duv: -0.0008
 CIE x: 0.3477
 CIE y: 0.3520
 CIE z: 0.3003
 Peak Wavelength (nm): 630
 Dominant Wavelength (nm): 574
 Purity: 9.953987
 Rf: 90.7
 Rg: 100.5

CRI (Ra):	94.3		
R1:	95.8	R9:	72.3
R2:	96.5	R10:	89.1
R3:	94.4	R11:	94.9
R4:	95.3	R12:	68.4
R5:	94.1	R13:	96.4
R6:	92.5	R14:	96.4
R7:	95.5	R15:	93.9
R8:	90.1		



Test Conditions

Stabilization Time: 35M
 Operation Time: 1H 35M
 Sphere Temperature (°C): 25.0

REPORT NUMBER: SP1-2506-472-8

Measurement and Test Equipment			
Instrument	Identification Number	Calibration Date	Calibration Due Date
Photometer	76INCH SPHERE IN0058	6/16/2025	12/16/2025
Power Meter	XITRON INXT2011004	1/21/2025	1/21/2026
AC Power Source	CHROMA 61603 IN0063	10/22/2024	10/22/2025
DC Power Source	AGILENT E3634A IN0208	10/22/2024	10/22/2025
Sphere Thermometer	ONSET IN0085	10/22/2024	10/22/2025
Room Thermometer	ONSET IN0046	10/22/2024	10/22/2025

REPORT NUMBER: SP1-2506-472-8

CIE 1931 Chromaticity Diagram



CIE 1931 Chromaticity Diagram with 2017 ANSI 7-Step and 4-Step Quadrangles



Point lies inside the ANSI 5000K 4-step quadrangle

REPORT NUMBER: SP1-2506-472-8

Photopic Flux vs. Wavelength



Photopic Lumens: NR

λ (nm)	Power W [^] /nm	Lumens (ϕ /nm)	λ (nm)	Power W [^] /nm	Lumens (ϕ /nm)	λ (nm)	Power W [^] /nm	Lumens (ϕ /nm)	λ (nm)	Power W [^] /nm	Lumens (ϕ /nm)	λ (nm)	Power W [^] /nm	Lumens (ϕ /nm)
360	0	NR	490	221	NR	620	326	NR	750	7	NR	880	0	NR
365	0	NR	495	250	NR	625	325	NR	755	6	NR	885	0	NR
370	0	NR	500	284	NR	630	1000	NR	760	5	NR	890	0	NR
375	0	NR	505	311	NR	635	643	NR	765	4	NR	895	0	NR
380	0	NR	510	329	NR	640	206	NR	770	4	NR	900	0	NR
385	1	NR	515	344	NR	645	199	NR	775	3	NR	905	0	NR
390	2	NR	520	353	NR	650	172	NR	780	3	NR	910	0	NR
395	3	NR	525	357	NR	655	143	NR	785	2	NR	915	0	NR
400	5	NR	530	362	NR	660	122	NR	790	2	NR	920	0	NR
405	6	NR	535	365	NR	665	102	NR	795	2	NR	925	0	NR
410	9	NR	540	367	NR	670	94	NR	800	2	NR	930	0	NR
415	15	NR	545	369	NR	675	76	NR	805	1	NR	935	0	NR
420	26	NR	550	370	NR	680	65	NR	810	1	NR	940	0	NR
425	47	NR	555	372	NR	685	56	NR	815	1	NR	945	0	NR
430	81	NR	560	372	NR	690	48	NR	820	1	NR	950	0	NR
435	143	NR	565	371	NR	695	41	NR	825	1	NR	955	0	NR
440	243	NR	570	370	NR	700	35	NR	830	1	NR	960	0	NR
445	434	NR	575	367	NR	705	30	NR	835	1	NR	965	0	NR
450	675	NR	580	365	NR	710	25	NR	840	1	NR	970	0	NR
455	615	NR	585	361	NR	715	22	NR	845	0	NR	975	0	NR
460	418	NR	590	356	NR	720	19	NR	850	0	NR	980	0	NR
465	344	NR	595	348	NR	725	16	NR	855	0	NR	985	0	NR
470	272	NR	600	343	NR	730	13	NR	860	0	NR	990	0	NR
475	206	NR	605	337	NR	735	11	NR	865	0	NR	995	0	NR
480	190	NR	610	362	NR	740	10	NR	870	0	NR	1000	0	NR
485	202	NR	615	381	NR	745	8	NR	875	0	NR			

REPORT NUMBER: SP1-2506-472-8

Scotopic Flux vs. Wavelength



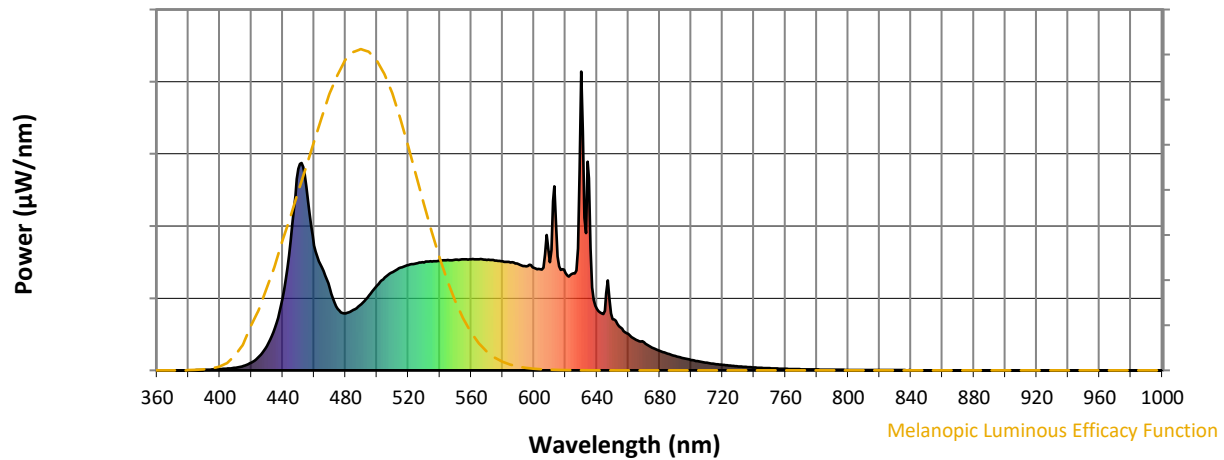
Scotopic Lumens: NR

S/P: 2.04

λ (nm)	Power W [^] /nm	Lumens (φ/nm)	λ (nm)	Power W [^] /nm	Lumens (φ/nm)	λ (nm)	Power W [^] /nm	Lumens (φ/nm)	λ (nm)	Power W [^] /nm	Lumens (φ/nm)	λ (nm)	Power W [^] /nm	Lumens (φ/nm)
360	0	NR	490	221	NR	620	326	NR	750	7	NR	880	0	NR
365	0	NR	495	250	NR	625	325	NR	755	6	NR	885	0	NR
370	0	NR	500	284	NR	630	1000	NR	760	5	NR	890	0	NR
375	0	NR	505	311	NR	635	643	NR	765	4	NR	895	0	NR
380	0	NR	510	329	NR	640	206	NR	770	4	NR	900	0	NR
385	1	NR	515	344	NR	645	199	NR	775	3	NR	905	0	NR
390	2	NR	520	353	NR	650	172	NR	780	3	NR	910	0	NR
395	3	NR	525	357	NR	655	143	NR	785	2	NR	915	0	NR
400	5	NR	530	362	NR	660	122	NR	790	2	NR	920	0	NR
405	6	NR	535	365	NR	665	102	NR	795	2	NR	925	0	NR
410	9	NR	540	367	NR	670	94	NR	800	2	NR	930	0	NR
415	15	NR	545	369	NR	675	76	NR	805	1	NR	935	0	NR
420	26	NR	550	370	NR	680	65	NR	810	1	NR	940	0	NR
425	47	NR	555	372	NR	685	56	NR	815	1	NR	945	0	NR
430	81	NR	560	372	NR	690	48	NR	820	1	NR	950	0	NR
435	143	NR	565	371	NR	695	41	NR	825	1	NR	955	0	NR
440	243	NR	570	370	NR	700	35	NR	830	1	NR	960	0	NR
445	434	NR	575	367	NR	705	30	NR	835	1	NR	965	0	NR
450	675	NR	580	365	NR	710	25	NR	840	1	NR	970	0	NR
455	615	NR	585	361	NR	715	22	NR	845	0	NR	975	0	NR
460	418	NR	590	356	NR	720	19	NR	850	0	NR	980	0	NR
465	344	NR	595	348	NR	725	16	NR	855	0	NR	985	0	NR
470	272	NR	600	343	NR	730	13	NR	860	0	NR	990	0	NR
475	206	NR	605	337	NR	735	11	NR	865	0	NR	995	0	NR
480	190	NR	610	362	NR	740	10	NR	870	0	NR	1000	0	NR
485	202	NR	615	381	NR	745	8	NR	875	0	NR			

REPORT NUMBER: SP1-2506-472-8

Melanopic Flux vs. Wavelength



Melanopic Lumens: NR

M/P: 4.41

λ (nm)	Power W [^] /nm	Lumens (φ/nm)	λ (nm)	Power W [^] /nm	Lumens (φ/nm)	λ (nm)	Power W [^] /nm	Lumens (φ/nm)	λ (nm)	Power W [^] /nm	Lumens (φ/nm)	λ (nm)	Power W [^] /nm	Lumens (φ/nm)
360	0	NR	490	221	NR	620	326	NR	750	7	NR	880	0	NR
365	0	NR	495	250	NR	625	325	NR	755	6	NR	885	0	NR
370	0	NR	500	284	NR	630	1000	NR	760	5	NR	890	0	NR
375	0	NR	505	311	NR	635	643	NR	765	4	NR	895	0	NR
380	0	NR	510	329	NR	640	206	NR	770	4	NR	900	0	NR
385	1	NR	515	344	NR	645	199	NR	775	3	NR	905	0	NR
390	2	NR	520	353	NR	650	172	NR	780	3	NR	910	0	NR
395	3	NR	525	357	NR	655	143	NR	785	2	NR	915	0	NR
400	5	NR	530	362	NR	660	122	NR	790	2	NR	920	0	NR
405	6	NR	535	365	NR	665	102	NR	795	2	NR	925	0	NR
410	9	NR	540	367	NR	670	94	NR	800	2	NR	930	0	NR
415	15	NR	545	369	NR	675	76	NR	805	1	NR	935	0	NR
420	26	NR	550	370	NR	680	65	NR	810	1	NR	940	0	NR
425	47	NR	555	372	NR	685	56	NR	815	1	NR	945	0	NR
430	81	NR	560	372	NR	690	48	NR	820	1	NR	950	0	NR
435	143	NR	565	371	NR	695	41	NR	825	1	NR	955	0	NR
440	243	NR	570	370	NR	700	35	NR	830	1	NR	960	0	NR
445	434	NR	575	367	NR	705	30	NR	835	1	NR	965	0	NR
450	675	NR	580	365	NR	710	25	NR	840	1	NR	970	0	NR
455	615	NR	585	361	NR	715	22	NR	845	0	NR	975	0	NR
460	418	NR	590	356	NR	720	19	NR	850	0	NR	980	0	NR
465	344	NR	595	348	NR	725	16	NR	855	0	NR	985	0	NR
470	272	NR	600	343	NR	730	13	NR	860	0	NR	990	0	NR
475	206	NR	605	337	NR	735	11	NR	865	0	NR	995	0	NR
480	190	NR	610	362	NR	740	10	NR	870	0	NR	1000	0	NR
485	202	NR	615	381	NR	745	8	NR	875	0	NR			

Summary

$R_f = 90.7$
 $R_g = 100.5$
 CIE $R_a = 94.3$
 $R_9 = 72.3$



Color Vector Graphics

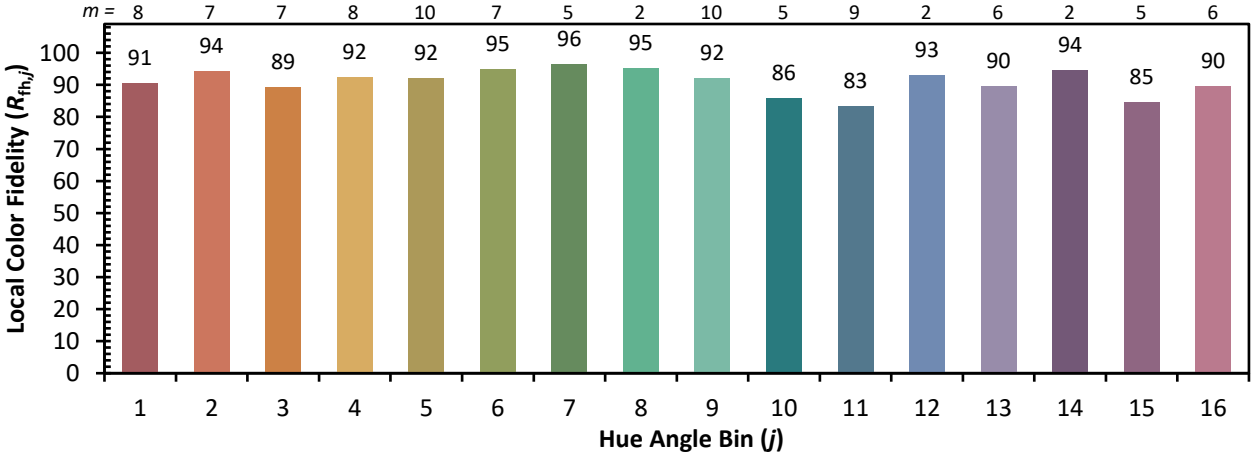


Individual Sample Fidelity Index ($R_{f,i}$)

CES01 = 85	CES26 = 91	CES51 = 98	CES76 = 83
CES02 = 61	CES27 = 92	CES52 = 98	CES77 = 87
CES03 = 31	CES28 = 94	CES53 = 97	CES78 = 80
CES04 = 69	CES29 = 94	CES54 = 93	CES79 = 94
CES05 = 48	CES30 = 93	CES55 = 92	CES80 = 91
CES06 = 50	CES31 = 95	CES56 = 95	CES81 = 84
CES07 = 41	CES32 = 86	CES57 = 94	CES82 = 96
CES08 = 40	CES33 = 99	CES58 = 94	CES83 = 96
CES09 = 29	CES34 = 90	CES59 = 97	CES84 = 93
CES10 = 73	CES35 = 94	CES60 = 92	CES85 = 83
CES11 = 56	CES36 = 81	CES61 = 92	CES86 = 86
CES12 = 62	CES37 = 92	CES62 = 86	CES87 = 91
CES13 = 43	CES38 = 88	CES63 = 92	CES88 = 98
CES14 = 74	CES39 = 99	CES64 = 89	CES89 = 87
CES15 = 71	CES40 = 97	CES65 = 88	CES90 = 98
CES16 = 47	CES41 = 97	CES66 = 85	CES91 = 73
CES17 = 48	CES42 = 90	CES67 = 84	CES92 = 79
CES18 = 56	CES43 = 91	CES68 = 86	CES93 = 87
CES19 = 70	CES44 = 99	CES69 = 87	CES94 = 78
CES20 = 65	CES45 = 95	CES70 = 83	CES95 = 83
CES21 = 85	CES46 = 97	CES71 = 77	CES96 = 92
CES22 = 77	CES47 = 95	CES72 = 92	CES97 = 95
CES23 = 91	CES48 = 93	CES73 = 77	CES98 = 95
CES24 = 90	CES49 = 95	CES74 = 92	CES99 = 94
CES25 = 70	CES50 = 98	CES75 = 79	



Color Rendition by Hue-Angle Bin



Measure Comparisons



(END OF REPORT)