

Cooper Lighting Solutions Photometric Lab
1121 Highway 74 South
Peachtree City, GA 30269



Scaled data based on original data using
LM-79-2019 Approved Method: Electrical and Photometric Measurements of Solid-
State Lighting Products

Test Report Prepared for
Cooper Lighting Solutions

Brand: METALUX

Report Number:

Luminaire Tested: EHBR1-36-UNV-TASM-L950-UPL15

Issue Date: 3/20/2026

Test Information

Test Method: LM-79-2019
Report Number:
REPORT IS A COMBINATION OF REPORTS P1431773 AND P1431635
Test Lab: INNOVATION CENTER
Issue Date: 3/20/2026
Manufacturer: COOPER LIGHTING SOLUTIONS
Product Line: METALUX
Catalog Number: EHBR1-36-UNV-TASM-L950-UPL15
Description: Elevate Round Highbay at, 36000 lumens, 5000K 90CRI LEDs with TASM lens
Light Source: -
Ballast/Driver: -

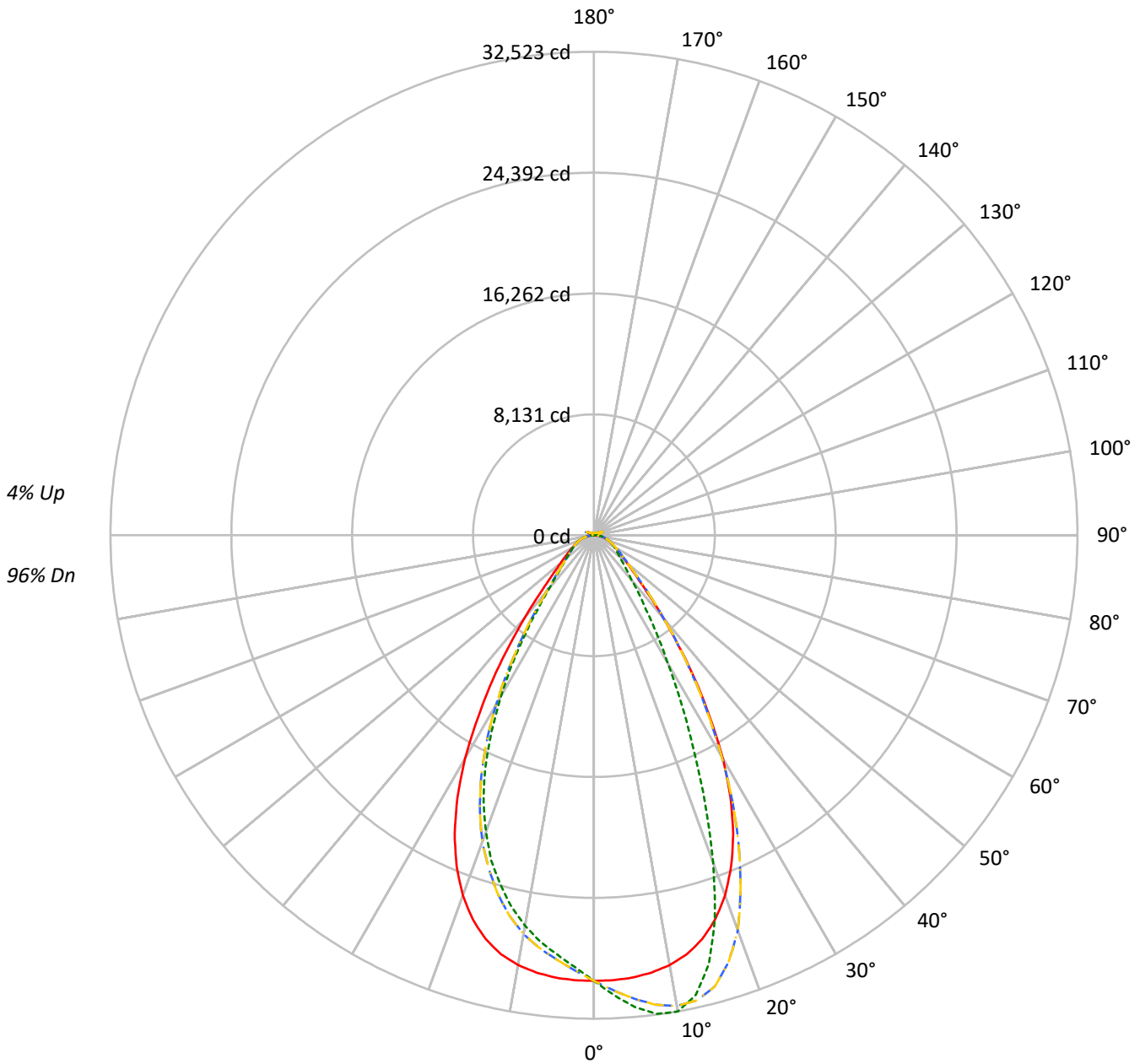
Summary

Lumens per Lamp: N/A
Luminaire Lumens: 34896.5 lumens
Efficiency: N/A
Efficacy: 173.9 lumens/watt
Spacing Criteria (0/90/45): 0.99 / 0.84 / 0.9
Luminous Opening: Vertical Cylinder (Dia: 1.71' x H: 0.1')
CIE Type: Direct

Input Watts (W): 200.7
Input Voltage (V): NR
Input Current (Ain): NR
Voltage Rise (V): NR
Power Factor: NR
Total Harmonic Distortion (THDi): NR
Frequency (hertz): 60
Stabilization Time: NR
Operation Time: NR
Ambient Temperature (°C): NR
Test Distance: 24 FT

TEST NUMBER:
CATALOG NUMBER: EHBR1-36-UNV-TASM-L950-UPL15

Luminous Intensity Polar Plot



— 0°-180° - - 45°-225° - · - · 90°-270° - · - · 135°-315°



TEST NUMBER:

CATALOG NUMBER: EHBR1-36-UNV-TASM-L950-UPL15

COEFFICIENT OF UTILIZATION - ZONAL CAVITY METHOD:

RF	20				20				20				20				20				20
RC	80				70				50				30				10				0
RW	70	50	30	10	70	50	30	10	50	30	10	50	30	10	50	30	10	50	30	10	0
RCR																					
0	118	118	118	118	115	115	115	115	109	109	109	103	103	103	98	98	98	98	98	98	96
1	111	107	104	102	108	105	102	100	100	98	96	96	94	92	91	90	89	89	89	89	87
2	104	98	93	89	101	96	91	88	92	88	85	88	85	83	85	82	80	80	80	80	78
3	98	90	84	79	95	88	83	78	85	80	76	82	78	75	79	76	73	73	73	73	71
4	92	83	76	71	89	81	75	70	78	73	69	76	71	68	73	70	67	67	67	67	65
5	86	76	70	65	84	75	69	64	73	67	63	71	66	62	69	65	61	61	61	61	60
6	81	71	64	59	79	70	64	59	68	62	58	66	61	57	64	60	57	57	57	57	55
7	77	66	59	55	75	65	59	54	64	58	54	62	57	53	60	56	53	53	53	53	51
8	73	62	55	51	71	61	55	50	60	54	50	58	53	49	57	52	49	49	49	49	47
9	69	58	51	47	67	57	51	47	56	50	46	55	50	46	54	49	46	46	46	46	44
10	65	55	48	44	64	54	48	44	53	47	43	52	47	43	51	46	43	43	43	43	41

AVERAGE LUMINANCE (cd/sqm):

	0°	90°	180°	270°
0°	140755	140755	140755	140755
5°	139898	149245	139898	132638
10°	138178	153077	138178	125531
15°	134099	142256	134099	115957
20°	125416	114070	125416	103285
25°	111003	79034	111003	86557
30°	90130	51417	90130	64762
35°	64644	33299	64644	43114
40°	41794	22952	41794	27190
45°	26519	17779	26519	19373
50°	19693	15107	19693	16136
55°	16078	13762	16078	14244
60°	13922	13110	13922	13189
65°	12691	12643	12691	12589
70°	12029	12388	12029	12228
75°	11249	11984	11249	11625
80°	9881	11314	9881	10577
85°	6392	8077	6392	7702

MAXIMUM LUMINANCE 45°-90°:

Horizontal Angle: 22.5°
 Vertical Angle: 45°
 Luminance: 37283 cd/sqm



TEST NUMBER:

CATALOG NUMBER: EHBR1-36-UNV-TASM-L950-UPL15

ZONAL LUMENS:

Zone	Lumens	% Fixture
0°-10°	2849.9	8.2
10°-20°	7753.5	22.2
20°-30°	9093.2	26.1
30°-40°	6323.8	18.1
40°-50°	3142.6	9.0
50°-60°	1879.6	5.4
60°-70°	1323.0	3.8
70°-80°	852.2	2.4
80°-90°	273.1	0.8
90°-100°	38.0	0.1
100°-110°	242.9	0.7
110°-120°	447.7	1.3
120°-130°	266.9	0.8
130°-140°	162.5	0.5
140°-150°	113.4	0.3
150°-160°	75.1	0.2
160°-170°	44.2	0.1
170°-180°	14.9	0.0
0°-30°	19696.6	56.4
0°-40°	26020.4	74.6
0°-60°	31042.6	89.0
0°-90°	33490.9	96.0
90°-120°	728.6	2.1
90°-150°	1271.3	3.6
90°-180°	1406.0	4.0
0°-180°	34896.5	100.0

CANDELA DISTRIBUTION:

	0°	90°	180°	270°	360°	Flux
0°	29973	29973	29973	29973	29973	
5°	29870	31866	29870	28320	29870	2835
15°	28133	29844	28133	24327	28133	7862
25°	22167	15783	22167	17285	22167	10036
35°	11864	6112	11864	7913	11864	7407
45°	4291	2876	4291	3134	4291	3511
55°	2173	1860	2173	1925	2173	1987
65°	1325	1320	1325	1314	1325	1330
75°	792	844	792	819	792	832
85°	220	278	220	265	220	244
90°	10	14	10	10	10	15
95°	20	21	20	18	20	21
105°	112	60	112	85	112	150
115°	476	409	476	387	476	434
125°	306	322	306	280	306	281
135°	195	226	195	205	195	155
145°	178	186	178	173	178	111
155°	160	168	160	157	160	75
165°	155	161	155	152	155	44
175°	157	162	157	154	157	15
180°	158	158	158	158	158	



TEST NUMBER:
 CATALOG NUMBER: EHBR1-36-UNV-TASM-L950-UPL15

CANDELA DISTRIBUTION (FULL):

	0°	22.5°	45°	67.5°	90°	112.5°	135°	157.5°	180°	202.5°	225°
0°	29972.8	29972.8	29972.8	29972.8	29972.8	29972.8	29972.8	29972.8	29972.8	29972.8	29972.8
2.5°	29955.3	30342.5	30656.1	30863.0	30965.2	30863.0	30656.1	30342.5	29955.3	29570.3	29305.6
5°	29870.5	30646.1	31303.1	31733.1	31866.2	31733.1	31303.1	30646.1	29870.5	29137.6	28651.4
7.5°	29667.5	30875.9	31852.2	32354.1	32476.6	32354.1	31852.2	30875.9	29667.5	28630.0	28015.8
10°	29357.9	31020.9	32148.9	32508.6	32523.3	32508.6	32148.9	31020.9	29357.9	27960.1	27235.6
12.5°	28863.9	30969.2	32049.4	31931.4	31663.3	31931.4	32049.4	30969.2	28863.9	27141.7	26227.9
15°	28133.2	30662.9	31419.4	30458.9	29844.5	30458.9	31419.4	30662.9	28133.2	26036.8	24976.8
17.5°	27103.6	30089.6	30104.2	28204.0	27045.1	28204.0	30104.2	30089.6	27103.6	24685.6	23518.3
20°	25776.6	29170.2	28293.4	24817.7	23444.7	24817.7	28293.4	29170.2	25776.6	23088.4	21943.0
22.5°	24112.9	27930.3	25771.5	21411.2	19538.0	21411.2	25771.5	27930.3	24112.9	21230.8	20038.8
25°	22167.2	26411.1	23058.6	17699.6	15783.0	17699.6	23058.6	26411.1	22167.2	19017.6	17939.6
27.5°	19878.6	24485.6	20169.8	14463.4	12695.2	14463.4	20169.8	24485.6	19878.6	16732.3	15631.3
30°	17336.5	22017.1	17163.4	11518.3	9890.1	11518.3	17163.4	22017.1	17336.5	14165.0	13179.1
32.5°	14490.4	19597.6	14276.2	9229.2	7849.9	9229.2	14276.2	19597.6	14490.4	11715.0	10684.8
35°	11864.5	16570.5	11672.9	7251.9	6111.5	7251.9	11672.9	16570.5	11864.5	9402.3	8390.6
37.5°	9311.2	13710.3	9305.1	5839.6	4957.1	5839.6	9305.1	13710.3	9311.2	7309.8	6488.7
40°	7244.0	10720.2	7290.7	4661.6	3978.1	4661.6	7290.7	10720.2	7244.0	5561.9	5036.4
42.5°	5488.8	8197.3	5730.5	3825.8	3378.9	3825.8	5730.5	8197.3	5488.8	4382.2	3988.8
45°	4290.6	6032.3	4474.9	3227.7	2876.5	3227.7	4474.9	6032.3	4290.6	3529.1	3264.8
47.5°	3494.2	4662.1	3626.8	2768.6	2522.5	2768.6	3626.8	4662.1	3494.2	2985.0	2787.2
50°	2935.0	3577.4	3011.4	2416.7	2251.5	2416.7	3011.4	3577.4	2935.0	2556.1	2424.1
52.5°	2521.2	2917.5	2564.5	2153.7	2042.5	2153.7	2564.5	2917.5	2521.2	2236.4	2154.2
55°	2172.8	2452.7	2230.2	1936.7	1859.8	1936.7	2230.2	2452.7	2172.8	1990.2	1929.5
57.5°	1908.1	2080.7	1936.7	1751.8	1700.7	1751.8	1936.7	2080.7	1908.1	1771.0	1738.4
60°	1673.7	1801.9	1709.1	1590.6	1576.0	1590.6	1709.1	1801.9	1673.7	1593.3	1572.0
62.5°	1493.4	1574.3	1511.3	1445.5	1432.6	1445.5	1511.3	1574.3	1493.4	1431.5	1435.5
65°	1324.7	1400.0	1350.6	1315.2	1319.6	1315.2	1350.6	1400.0	1324.7	1296.0	1302.2
67.5°	1194.3	1233.7	1212.3	1192.1	1197.2	1192.1	1212.3	1233.7	1194.3	1166.2	1175.8
70°	1055.5	1097.7	1075.7	1078.5	1087.0	1078.5	1075.7	1097.7	1055.5	1047.1	1054.4
72.5°	922.9	955.5	948.2	954.9	963.9	954.9	948.2	955.5	922.9	921.8	922.3
75°	792.4	817.2	820.6	830.2	844.2	830.2	820.6	817.2	792.4	784.1	794.1
77.5°	650.3	678.3	689.0	701.9	722.8	701.9	689.0	678.3	650.3	655.9	661.0
80°	519.8	532.8	556.4	565.9	595.2	565.9	556.4	532.8	519.8	510.4	517.6
82.5°	380.5	392.3	412.5	430.6	447.4	430.6	412.5	392.3	380.5	376.0	376.6
85°	219.7	237.8	251.2	272.6	277.6	272.6	251.2	237.8	219.7	224.8	219.7
87.5°	77.0	82.6	94.4	102.9	103.4	102.9	94.4	82.6	77.0	78.7	71.4
90°	10.5	18.0	30.8	18.7	14.4	18.7	30.8	18.0	10.5	18.2	28.2
92.5°	13.7	24.2	43.1	24.1	18.3	24.1	43.1	24.2	13.7	23.6	45.1
95°	20.3	29.5	54.6	26.4	21.4	26.4	54.6	29.5	20.3	31.3	62.8
97.5°	31.0	36.4	61.6	28.0	25.2	28.0	61.6	36.4	31.0	38.2	72.0
100°	41.1	41.1	111.5	31.8	28.2	31.8	111.5	41.1	41.1	47.2	112.0
102.5°	61.8	80.0	257.2	61.5	33.6	61.5	257.2	80.0	61.8	87.9	237.1
105°	111.7	181.4	451.5	154.4	59.6	154.4	451.5	181.4	111.7	183.1	422.2
107.5°	210.8	337.3	581.3	301.9	134.1	301.9	581.3	337.3	210.8	323.7	557.2
110°	336.7	471.0	634.3	412.5	267.7	412.5	634.3	471.0	336.7	444.2	584.0



TEST NUMBER:

CATALOG NUMBER: EHBR1-36-UNV-TASM-L950-UPL15

CANDELA DISTRIBUTION (continued):

	0°	22.5°	45°	67.5°	90°	112.5°	135°	157.5°	180°	202.5°	225°
112.5°	438.1	524.7	619.7	457.0	369.0	457.0	619.7	524.7	438.1	490.3	559.4
115°	476.3	517.1	553.7	455.5	409.0	455.5	553.7	517.1	476.3	478.8	499.6
117.5°	460.2	473.2	478.4	427.9	411.3	427.9	478.4	473.2	460.2	431.0	424.3
120°	415.6	410.3	403.7	387.2	388.3	387.2	403.7	410.3	415.6	376.5	354.4
122.5°	360.1	348.6	341.4	346.2	356.8	346.2	341.4	348.6	360.1	320.9	304.3
125°	305.6	294.1	298.2	310.9	322.0	310.9	298.2	294.1	305.6	273.2	268.7
127.5°	260.1	254.7	266.7	281.0	290.5	281.0	266.7	254.7	260.1	239.3	243.4
130°	227.6	228.6	244.5	256.9	262.8	256.9	244.5	228.6	227.6	217.6	227.8
132.5°	207.4	213.0	228.2	239.1	242.8	239.1	228.2	213.0	207.4	204.9	217.4
135°	194.9	203.0	217.2	223.9	225.9	223.9	217.2	203.0	194.9	196.2	207.4
137.5°	187.8	196.0	206.4	212.2	211.3	212.2	206.4	196.0	187.8	190.7	199.3
140°	183.8	191.9	196.5	202.9	202.6	202.9	196.5	191.9	183.8	185.3	192.2
142.5°	179.8	187.0	189.4	194.4	193.4	194.4	189.4	187.0	179.8	181.4	185.9
145°	178.0	183.6	181.5	187.5	186.3	187.5	181.5	183.6	178.0	178.3	181.1
147.5°	174.2	178.3	176.0	181.1	180.0	181.1	176.0	178.3	174.2	174.2	175.5
150°	170.1	173.2	169.6	175.5	175.9	175.5	169.6	173.2	170.1	169.4	170.7
152.5°	164.5	167.6	164.5	171.2	171.0	171.2	164.5	167.6	164.5	163.8	165.1
155°	160.3	161.9	160.3	167.1	167.6	167.1	160.3	161.9	160.3	159.7	160.8
157.5°	157.6	158.9	158.1	164.1	164.6	164.1	158.1	158.9	157.6	157.6	158.1
160°	156.0	157.5	157.3	162.5	163.1	162.5	157.3	157.5	156.0	156.2	156.7
162.5°	155.5	155.5	155.9	161.1	162.2	161.1	155.9	155.5	155.5	155.5	156.3
165°	154.9	155.7	155.3	159.5	161.4	159.5	155.3	155.7	154.9	155.2	155.2
167.5°	155.3	154.5	155.7	159.7	161.6	159.7	155.7	154.5	155.3	155.4	155.4
170°	154.3	155.0	155.3	159.3	161.1	159.3	155.3	155.0	154.3	155.1	155.3
172.5°	156.1	156.1	156.2	159.4	162.0	159.4	156.2	156.1	156.1	156.3	157.0
175°	157.2	156.9	157.3	159.7	162.4	159.7	157.3	156.9	157.2	156.6	156.6
177.5°	156.4	157.5	158.6	161.1	164.5	161.1	158.6	157.5	156.4	156.6	156.6
180°	157.5	157.5	157.5	157.5	157.5	157.5	157.5	157.5	157.5	157.5	157.5



TEST NUMBER:

CATALOG NUMBER: EHBR1-36-UNV-TASM-L950-UPL15

CANDELA DISTRIBUTION (continued):

	247.5°	270°	292.5°	315°	337.5°	360°
0°	29972.8	29972.8	29972.8	29972.8	29972.8	29972.8
2.5°	29102.2	29083.0	29102.2	29305.6	29570.3	29955.3
5°	28426.0	28320.3	28426.0	28651.4	29137.6	29870.5
7.5°	27638.6	27577.3	27638.6	28015.8	28630.0	29667.5
10°	26809.6	26670.8	26809.6	27235.6	27960.1	29357.9
12.5°	25787.8	25604.1	25787.8	26227.9	27141.7	28863.9
15°	24488.4	24327.1	24488.4	24976.8	26036.8	28133.2
17.5°	23094.0	22947.8	23094.0	23518.3	24685.6	27103.6
20°	21342.7	21228.0	21342.7	21943.0	23088.4	25776.6
22.5°	19505.4	19398.0	19505.4	20038.8	21230.8	24112.9
25°	17343.8	17285.3	17343.8	17939.6	19017.6	22167.2
27.5°	15008.0	14908.6	15008.0	15631.3	16732.3	19878.6
30°	12621.6	12456.9	12621.6	13179.1	14165.0	17336.5
32.5°	10287.4	10168.9	10287.4	10684.8	11715.0	14490.4
35°	8031.4	7912.9	8031.4	8390.6	9402.3	11864.5
37.5°	6258.2	6048.6	6258.2	6488.7	7309.8	9311.2
40°	4746.4	4712.7	4746.4	5036.4	5561.9	7244.0
42.5°	3864.0	3772.4	3864.0	3988.8	4382.2	5488.8
45°	3170.4	3134.5	3170.4	3264.8	3529.1	4290.6
47.5°	2726.4	2742.2	2726.4	2787.2	2985.0	3494.2
50°	2395.3	2404.9	2395.3	2424.1	2556.1	2935.0
52.5°	2151.5	2143.0	2151.5	2154.2	2236.4	2521.2
55°	1935.6	1924.9	1935.6	1929.5	1990.2	2172.8
57.5°	1746.8	1754.6	1746.8	1738.4	1771.0	1908.1
60°	1578.2	1585.5	1578.2	1572.0	1593.3	1673.7
62.5°	1436.0	1440.5	1436.0	1435.5	1431.5	1493.4
65°	1308.9	1314.0	1308.9	1302.2	1296.0	1324.7
67.5°	1187.6	1187.6	1187.6	1175.8	1166.2	1194.3
70°	1073.5	1072.9	1073.5	1054.4	1047.1	1055.5
72.5°	936.4	949.8	936.4	922.3	921.8	922.9
75°	803.1	818.9	803.1	794.1	784.1	792.4
77.5°	668.2	692.5	668.2	661.0	655.9	650.3
80°	530.0	556.4	530.0	517.6	510.4	519.8
82.5°	391.7	411.4	391.7	376.6	376.0	380.5
85°	233.2	264.7	233.2	219.7	224.8	219.7
87.5°	74.8	95.5	74.8	71.4	78.7	77.0
90°	16.7	10.5	16.7	28.2	18.2	10.5
92.5°	25.2	15.1	25.2	45.1	23.6	13.7
95°	29.0	17.5	29.0	62.8	31.3	20.3
97.5°	32.1	22.6	32.1	72.0	38.2	31.0
100°	37.4	29.5	37.4	112.0	47.2	41.1
102.5°	78.9	49.5	78.9	237.1	87.9	61.8
105°	165.7	84.8	165.7	422.2	183.1	111.7
107.5°	296.2	146.2	296.2	557.2	323.7	210.8
110°	393.0	272.2	393.0	584.0	444.2	336.7



TEST NUMBER:

CATALOG NUMBER: EHBR1-36-UNV-TASM-L950-UPL15

CANDELA DISTRIBUTION (continued):

	247.5°	270°	292.5°	315°	337.5°	360°
112.5°	422.2	367.5	422.2	559.4	490.3	438.1
115°	406.0	386.7	406.0	499.6	478.8	476.3
117.5°	370.7	373.6	370.7	424.3	431.0	460.2
120°	330.0	345.9	330.0	354.4	376.5	415.6
122.5°	292.9	311.3	292.9	304.3	320.9	360.1
125°	260.7	279.7	260.7	268.7	273.2	305.6
127.5°	238.4	251.2	238.4	243.4	239.3	260.1
130°	221.3	232.1	221.3	227.8	217.6	227.6
132.5°	209.6	216.5	209.6	217.4	204.9	207.4
135°	199.4	205.0	199.4	207.4	196.2	194.9
137.5°	190.7	195.6	190.7	199.3	190.7	187.8
140°	183.4	187.5	183.4	192.2	185.3	183.8
142.5°	175.5	178.6	175.5	185.9	181.4	179.8
145°	170.6	172.9	170.6	181.1	178.3	178.0
147.5°	166.3	167.9	166.3	175.5	174.2	174.2
150°	162.0	163.6	162.0	170.7	169.4	170.1
152.5°	157.2	159.3	157.2	165.1	163.8	164.5
155°	154.5	156.6	154.5	160.8	159.7	160.3
157.5°	153.3	155.2	153.3	158.1	157.6	157.6
160°	152.7	154.0	152.7	156.7	156.2	156.0
162.5°	151.5	152.8	151.5	156.3	155.5	155.5
165°	151.8	152.4	151.8	155.2	155.2	154.9
167.5°	151.6	152.4	151.6	155.4	155.4	155.3
170°	152.2	152.7	152.2	155.3	155.1	154.3
172.5°	153.4	154.0	153.4	157.0	156.3	156.1
175°	153.8	154.3	153.8	156.6	156.6	157.2
177.5°	155.1	155.6	155.1	156.6	156.6	156.4
180°	157.5	157.5	157.5	157.5	157.5	157.5



TEST NUMBER: CATALOG
 CATALOG NUMBER: EHBR1-36-UNV-TASM-L950-UPL15

CIE UGR TABLE:

Reflectances:											
Ceiling		0.7	0.7	0.5	0.5	0.3	0.7	0.7	0.5	0.5	0.3
Wall		0.5	0.3	0.5	0.3	0.3	0.5	0.3	0.5	0.3	0.3
Reference plane		0.2	0.2	0.2	0.2	0.2	0.2	0.2	0.2	0.2	0.2
Room dimensions		Viewed crosswise					Viewed endwise				
X=2H	Y=2H	18.04	19.18	18.48	19.58	20.00	17.36	18.50	17.80	18.90	19.32
	3H	19.59	20.60	20.04	21.02	21.49	19.21	20.22	19.66	20.64	21.11
	4H	20.22	21.17	20.70	21.61	22.09	19.99	20.94	20.46	21.37	21.86
	6H	20.71	21.58	21.19	22.03	22.53	20.63	21.50	21.12	21.96	22.45
	8H	20.86	21.68	21.36	22.16	22.66	20.85	21.68	21.36	22.15	22.66
	12H	20.93	21.72	21.44	22.18	22.71	20.98	21.77	21.49	22.24	22.76
4H	2H	18.46	19.40	18.93	19.84	20.32	17.93	18.88	18.41	19.32	19.80
	3H	20.25	21.04	20.74	21.52	22.03	19.99	20.78	20.48	21.26	21.76
	4H	21.03	21.73	21.54	22.23	22.77	20.90	21.61	21.41	22.10	22.64
	6H	21.65	22.25	22.18	22.77	23.34	21.67	22.28	22.21	22.80	23.37
	8H	21.84	22.41	22.38	22.93	23.50	21.94	22.51	22.48	23.03	23.60
	12H	21.95	22.45	22.50	23.00	23.57	22.11	22.61	22.67	23.17	23.74
8H	4H	21.28	21.85	21.82	22.37	22.93	21.18	21.75	21.72	22.27	22.84
	6H	22.02	22.48	22.59	23.05	23.63	22.09	22.55	22.66	23.12	23.69
	8H	22.29	22.70	22.88	23.29	23.87	22.44	22.85	23.03	23.44	24.02
	12H	22.47	22.82	23.05	23.39	24.05	22.69	23.05	23.27	23.61	24.28
12H	4H	21.29	21.79	21.85	22.35	22.91	21.19	21.69	21.75	22.25	22.82
	6H	22.06	22.48	22.65	23.06	23.65	22.13	22.54	22.72	23.13	23.71
	8H	22.38	22.74	22.97	23.31	23.97	22.54	22.90	23.12	23.46	24.13

LM-79-2019: Approved Method: Electrical and Photometric Measurements of Solid-
State Lighting Products

Report Prepared for

Cooper Lighting Solutions

Metalux

Report Number: SP1-2506-472-8

Test Date: 08/04/2025

Luminaire Tested: EHBR-60-L950-N

Data in this report applies to families of products including EHBR-60-L950-N

Test Information

Test Method: LM-79-2019
 Report Number: SP1-2506-472-8
 Test Lab: COOPER LIGHTING SOLUTIONS
 Photometer: SP1 - 76IN SPHERE
 Measurement Geometry: 4π
 Issue Date: 08/05/2025
 Manufacturer: COOPER LIGHTING SOLUTIONS
 Product Line: Metalux
 Catalog Number: **EHBR-60-L950-N**
 Description: Elevate Round Highbay at, 60000 lumens, 5000K 90CRI LEDs with N lens

Spectral Parameters

CCT (K): 4901
 CIE u': 0.2131
 CIE v': 0.4853
 Duv: -0.0008
 CIE x: 0.3477
 CIE y: 0.3520
 CIE z: 0.3003
 Peak Wavelength (nm): 630
 Dominant Wavelength (nm): 574
 Purity: 9.953987
 Rf: 90.7
 Rg: 100.5

CRI (Ra):	94.3		
R1:	95.8	R9:	72.3
R2:	96.5	R10:	89.1
R3:	94.4	R11:	94.9
R4:	95.3	R12:	68.4
R5:	94.1	R13:	96.4
R6:	92.5	R14:	96.4
R7:	95.5	R15:	93.9
R8:	90.1		



Test Conditions

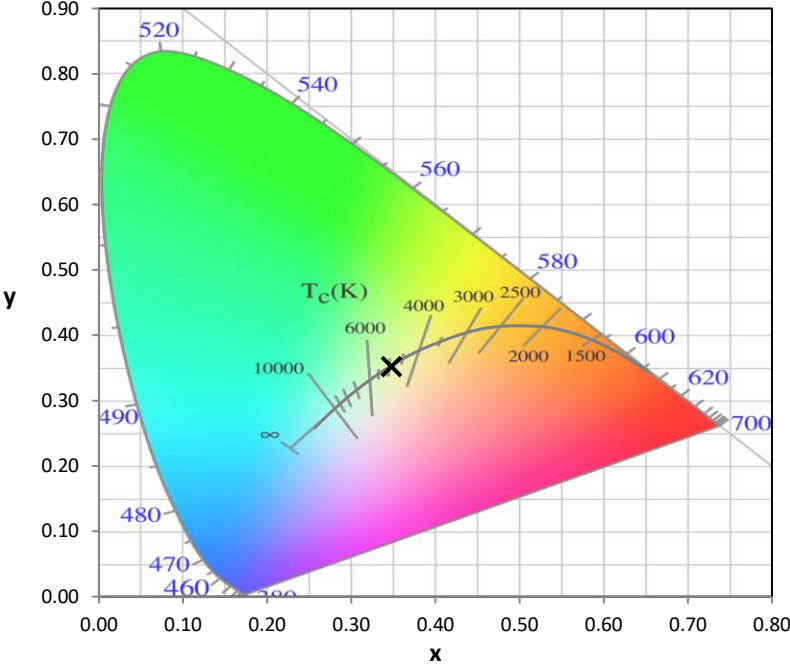
Stabilization Time: 35M
 Operation Time: 1H 35M
 Sphere Temperature (°C): 25.0

REPORT NUMBER: SP1-2506-472-8

Measurement and Test Equipment			
Instrument	Identification Number	Calibration Date	Calibration Due Date
Photometer	76INCH SPHERE IN0058	6/16/2025	12/16/2025
Power Meter	XITRON INXT2011004	1/21/2025	1/21/2026
AC Power Source	CHROMA 61603 IN0063	10/22/2024	10/22/2025
DC Power Source	AGILENT E3634A IN0208	10/22/2024	10/22/2025
Sphere Thermometer	ONSET IN0085	10/22/2024	10/22/2025
Room Thermometer	ONSET IN0046	10/22/2024	10/22/2025

REPORT NUMBER: SP1-2506-472-8

CIE 1931 Chromaticity Diagram



CIE 1931 Chromaticity Diagram with 2017 ANSI 7-Step and 4-Step Quadrangles



Point lies inside the ANSI 5000K 4-step quadrangle

REPORT NUMBER: SP1-2506-472-8

Photopic Flux vs. Wavelength



Photopic Lumens: NR

λ (nm)	Power W [^] /nm	Lumens (ϕ /nm)	λ (nm)	Power W [^] /nm	Lumens (ϕ /nm)	λ (nm)	Power W [^] /nm	Lumens (ϕ /nm)	λ (nm)	Power W [^] /nm	Lumens (ϕ /nm)	λ (nm)	Power W [^] /nm	Lumens (ϕ /nm)
360	0	NR	490	221	NR	620	326	NR	750	7	NR	880	0	NR
365	0	NR	495	250	NR	625	325	NR	755	6	NR	885	0	NR
370	0	NR	500	284	NR	630	1000	NR	760	5	NR	890	0	NR
375	0	NR	505	311	NR	635	643	NR	765	4	NR	895	0	NR
380	0	NR	510	329	NR	640	206	NR	770	4	NR	900	0	NR
385	1	NR	515	344	NR	645	199	NR	775	3	NR	905	0	NR
390	2	NR	520	353	NR	650	172	NR	780	3	NR	910	0	NR
395	3	NR	525	357	NR	655	143	NR	785	2	NR	915	0	NR
400	5	NR	530	362	NR	660	122	NR	790	2	NR	920	0	NR
405	6	NR	535	365	NR	665	102	NR	795	2	NR	925	0	NR
410	9	NR	540	367	NR	670	94	NR	800	2	NR	930	0	NR
415	15	NR	545	369	NR	675	76	NR	805	1	NR	935	0	NR
420	26	NR	550	370	NR	680	65	NR	810	1	NR	940	0	NR
425	47	NR	555	372	NR	685	56	NR	815	1	NR	945	0	NR
430	81	NR	560	372	NR	690	48	NR	820	1	NR	950	0	NR
435	143	NR	565	371	NR	695	41	NR	825	1	NR	955	0	NR
440	243	NR	570	370	NR	700	35	NR	830	1	NR	960	0	NR
445	434	NR	575	367	NR	705	30	NR	835	1	NR	965	0	NR
450	675	NR	580	365	NR	710	25	NR	840	1	NR	970	0	NR
455	615	NR	585	361	NR	715	22	NR	845	0	NR	975	0	NR
460	418	NR	590	356	NR	720	19	NR	850	0	NR	980	0	NR
465	344	NR	595	348	NR	725	16	NR	855	0	NR	985	0	NR
470	272	NR	600	343	NR	730	13	NR	860	0	NR	990	0	NR
475	206	NR	605	337	NR	735	11	NR	865	0	NR	995	0	NR
480	190	NR	610	362	NR	740	10	NR	870	0	NR	1000	0	NR
485	202	NR	615	381	NR	745	8	NR	875	0	NR			

REPORT NUMBER: SP1-2506-472-8

Scotopic Flux vs. Wavelength



Scotopic Lumens: NR

S/P: 2.04

λ (nm)	Power W [^] /nm	Lumens (φ/nm)	λ (nm)	Power W [^] /nm	Lumens (φ/nm)	λ (nm)	Power W [^] /nm	Lumens (φ/nm)	λ (nm)	Power W [^] /nm	Lumens (φ/nm)	λ (nm)	Power W [^] /nm	Lumens (φ/nm)
360	0	NR	490	221	NR	620	326	NR	750	7	NR	880	0	NR
365	0	NR	495	250	NR	625	325	NR	755	6	NR	885	0	NR
370	0	NR	500	284	NR	630	1000	NR	760	5	NR	890	0	NR
375	0	NR	505	311	NR	635	643	NR	765	4	NR	895	0	NR
380	0	NR	510	329	NR	640	206	NR	770	4	NR	900	0	NR
385	1	NR	515	344	NR	645	199	NR	775	3	NR	905	0	NR
390	2	NR	520	353	NR	650	172	NR	780	3	NR	910	0	NR
395	3	NR	525	357	NR	655	143	NR	785	2	NR	915	0	NR
400	5	NR	530	362	NR	660	122	NR	790	2	NR	920	0	NR
405	6	NR	535	365	NR	665	102	NR	795	2	NR	925	0	NR
410	9	NR	540	367	NR	670	94	NR	800	2	NR	930	0	NR
415	15	NR	545	369	NR	675	76	NR	805	1	NR	935	0	NR
420	26	NR	550	370	NR	680	65	NR	810	1	NR	940	0	NR
425	47	NR	555	372	NR	685	56	NR	815	1	NR	945	0	NR
430	81	NR	560	372	NR	690	48	NR	820	1	NR	950	0	NR
435	143	NR	565	371	NR	695	41	NR	825	1	NR	955	0	NR
440	243	NR	570	370	NR	700	35	NR	830	1	NR	960	0	NR
445	434	NR	575	367	NR	705	30	NR	835	1	NR	965	0	NR
450	675	NR	580	365	NR	710	25	NR	840	1	NR	970	0	NR
455	615	NR	585	361	NR	715	22	NR	845	0	NR	975	0	NR
460	418	NR	590	356	NR	720	19	NR	850	0	NR	980	0	NR
465	344	NR	595	348	NR	725	16	NR	855	0	NR	985	0	NR
470	272	NR	600	343	NR	730	13	NR	860	0	NR	990	0	NR
475	206	NR	605	337	NR	735	11	NR	865	0	NR	995	0	NR
480	190	NR	610	362	NR	740	10	NR	870	0	NR	1000	0	NR
485	202	NR	615	381	NR	745	8	NR	875	0	NR			

REPORT NUMBER: SP1-2506-472-8

Melanopic Flux vs. Wavelength



Melanopic Lumens: NR

M/P: 4.41

λ (nm)	Power W [^] /nm	Lumens (φ/nm)	λ (nm)	Power W [^] /nm	Lumens (φ/nm)	λ (nm)	Power W [^] /nm	Lumens (φ/nm)	λ (nm)	Power W [^] /nm	Lumens (φ/nm)	λ (nm)	Power W [^] /nm	Lumens (φ/nm)
360	0	NR	490	221	NR	620	326	NR	750	7	NR	880	0	NR
365	0	NR	495	250	NR	625	325	NR	755	6	NR	885	0	NR
370	0	NR	500	284	NR	630	1000	NR	760	5	NR	890	0	NR
375	0	NR	505	311	NR	635	643	NR	765	4	NR	895	0	NR
380	0	NR	510	329	NR	640	206	NR	770	4	NR	900	0	NR
385	1	NR	515	344	NR	645	199	NR	775	3	NR	905	0	NR
390	2	NR	520	353	NR	650	172	NR	780	3	NR	910	0	NR
395	3	NR	525	357	NR	655	143	NR	785	2	NR	915	0	NR
400	5	NR	530	362	NR	660	122	NR	790	2	NR	920	0	NR
405	6	NR	535	365	NR	665	102	NR	795	2	NR	925	0	NR
410	9	NR	540	367	NR	670	94	NR	800	2	NR	930	0	NR
415	15	NR	545	369	NR	675	76	NR	805	1	NR	935	0	NR
420	26	NR	550	370	NR	680	65	NR	810	1	NR	940	0	NR
425	47	NR	555	372	NR	685	56	NR	815	1	NR	945	0	NR
430	81	NR	560	372	NR	690	48	NR	820	1	NR	950	0	NR
435	143	NR	565	371	NR	695	41	NR	825	1	NR	955	0	NR
440	243	NR	570	370	NR	700	35	NR	830	1	NR	960	0	NR
445	434	NR	575	367	NR	705	30	NR	835	1	NR	965	0	NR
450	675	NR	580	365	NR	710	25	NR	840	1	NR	970	0	NR
455	615	NR	585	361	NR	715	22	NR	845	0	NR	975	0	NR
460	418	NR	590	356	NR	720	19	NR	850	0	NR	980	0	NR
465	344	NR	595	348	NR	725	16	NR	855	0	NR	985	0	NR
470	272	NR	600	343	NR	730	13	NR	860	0	NR	990	0	NR
475	206	NR	605	337	NR	735	11	NR	865	0	NR	995	0	NR
480	190	NR	610	362	NR	740	10	NR	870	0	NR	1000	0	NR
485	202	NR	615	381	NR	745	8	NR	875	0	NR			

Summary

$R_f = 90.7$
 $R_g = 100.5$
 CIE $R_a = 94.3$
 $R_9 = 72.3$

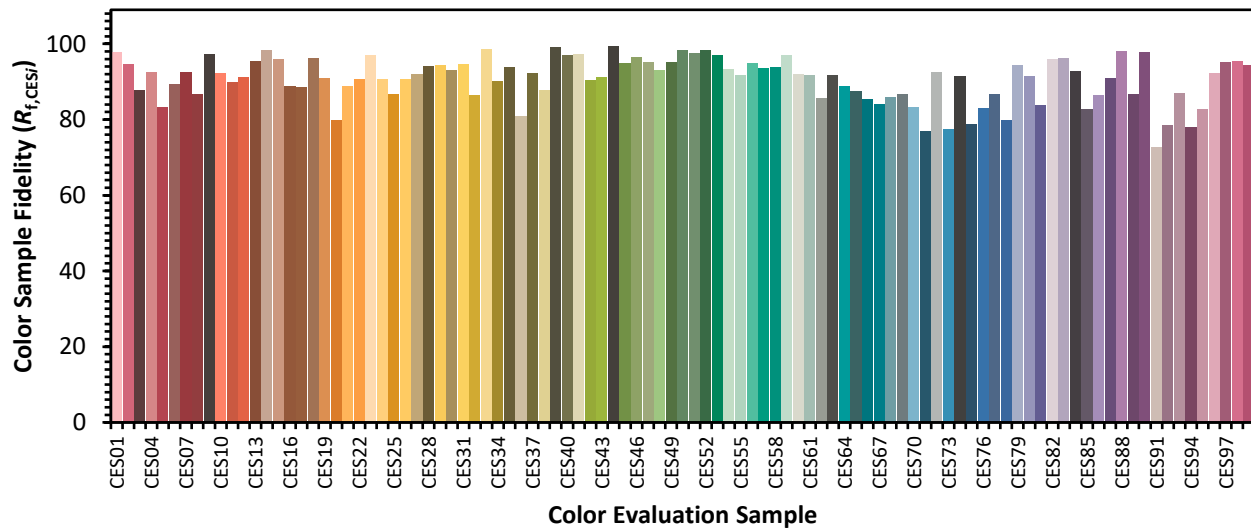


Color Vector Graphics



Individual Sample Fidelity Index ($R_{f,i}$)

CES01 = 85	CES26 = 91	CES51 = 98	CES76 = 83
CES02 = 61	CES27 = 92	CES52 = 98	CES77 = 87
CES03 = 31	CES28 = 94	CES53 = 97	CES78 = 80
CES04 = 69	CES29 = 94	CES54 = 93	CES79 = 94
CES05 = 48	CES30 = 93	CES55 = 92	CES80 = 91
CES06 = 50	CES31 = 95	CES56 = 95	CES81 = 84
CES07 = 41	CES32 = 86	CES57 = 94	CES82 = 96
CES08 = 40	CES33 = 99	CES58 = 94	CES83 = 96
CES09 = 29	CES34 = 90	CES59 = 97	CES84 = 93
CES10 = 73	CES35 = 94	CES60 = 92	CES85 = 83
CES11 = 56	CES36 = 81	CES61 = 92	CES86 = 86
CES12 = 62	CES37 = 92	CES62 = 86	CES87 = 91
CES13 = 43	CES38 = 88	CES63 = 92	CES88 = 98
CES14 = 74	CES39 = 99	CES64 = 89	CES89 = 87
CES15 = 71	CES40 = 97	CES65 = 88	CES90 = 98
CES16 = 47	CES41 = 97	CES66 = 85	CES91 = 73
CES17 = 48	CES42 = 90	CES67 = 84	CES92 = 79
CES18 = 56	CES43 = 91	CES68 = 86	CES93 = 87
CES19 = 70	CES44 = 99	CES69 = 87	CES94 = 78
CES20 = 65	CES45 = 95	CES70 = 83	CES95 = 83
CES21 = 85	CES46 = 97	CES71 = 77	CES96 = 92
CES22 = 77	CES47 = 95	CES72 = 92	CES97 = 95
CES23 = 91	CES48 = 93	CES73 = 77	CES98 = 95
CES24 = 90	CES49 = 95	CES74 = 92	CES99 = 94
CES25 = 70	CES50 = 98	CES75 = 79	



Color Rendition by Hue-Angle Bin



Measure Comparisons



(END OF REPORT)