

Cooper Lighting Solutions Photometric Lab  
1121 Highway 74 South  
Peachtree City, GA 30269



Scaled data based on original data using  
LM-79-2019 Approved Method: Electrical and Photometric Measurements of Solid-  
State Lighting Products

Test Report Prepared for  
Cooper Lighting Solutions

Brand: METALUX

Report Number:

Luminaire Tested: EHBR1-36-UNV-TA-L950-UPL18

Issue Date: 3/20/2026

**Test Information**

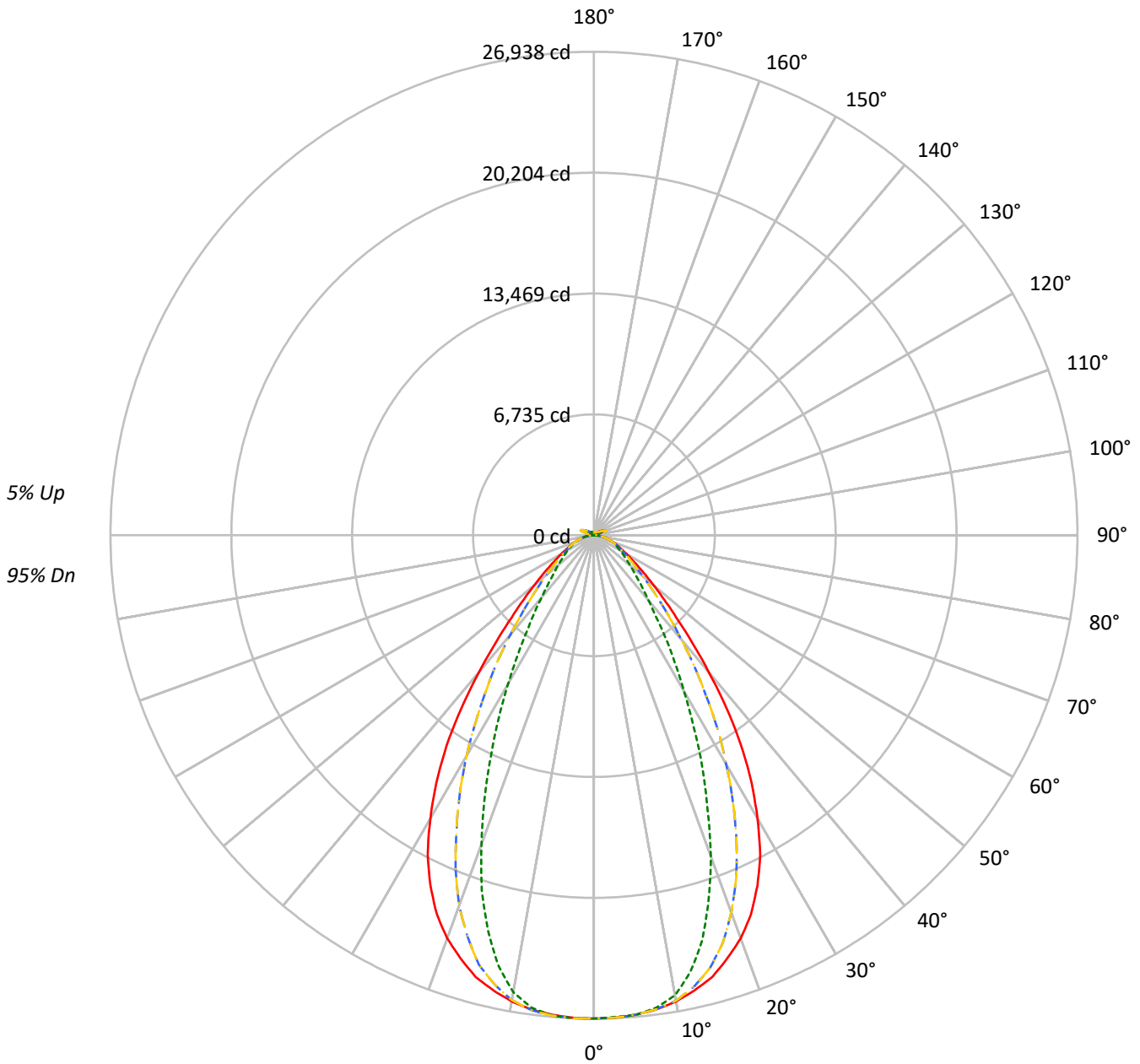
Test Method: LM-79-2019  
Report Number:  
REPORT IS A COMBINATION OF REPORTS P1431766 AND P1431635  
Test Lab: INNOVATION CENTER  
Issue Date: 3/20/2026  
Manufacturer: COOPER LIGHTING SOLUTIONS  
Product Line: METALUX  
Catalog Number: EHBR1-36-UNV-TA-L950-UPL18  
Description: Elevate Round Highbay at, 36000 lumens, 5000K 90CRI LEDs with TA lens  
Light Source: -  
Ballast/Driver: -

**Summary**

Lumens per Lamp: N/A  
Luminaire Lumens: 35165.1 lumens  
Efficiency: N/A  
Efficacy: 173.0 lumens/watt  
Spacing Criteria (0/90/45): 1.07 / 0.8 / 0.93  
Luminous Opening: Vertical Cylinder (Dia: 1.71' x H: 0.1')  
CIE Type: Direct  
  
Input Watts (W): 203.3  
Input Voltage (V): NR  
Input Current (Ain): NR  
Voltage Rise (V): NR  
Power Factor: NR  
Total Harmonic Distortion (THDi): NR  
Frequency (hertz): 60  
Stabilization Time: NR  
Operation Time: NR  
Ambient Temperature (°C): NR  
Test Distance: 24 FT

TEST NUMBER:  
CATALOG NUMBER: EHBR1-36-UNV-TA-L950-UPL18

### Luminous Intensity Polar Plot



— 0°-180°    - - 45°-225°    - - - 90°-270°    - · - 135°-315°



TEST NUMBER:

CATALOG NUMBER: EHBR1-36-UNV-TA-L950-UPL18

**COEFFICIENT OF UTILIZATION - ZONAL CAVITY METHOD:**

RF	20				20				20				20				20				20
RC	80				70				50				30				10				0
RW	70	50	30	10	70	50	30	10	50	30	10	50	30	10	50	30	10	50	30	10	0
RCR																					
0	118	118	118	118	115	115	115	115	108	108	108	103	103	103	98	98	98	98	98	98	95
1	110	107	104	101	107	104	101	99	99	97	95	95	93	91	90	89	88	88	88	88	85
2	103	97	92	87	100	95	90	86	91	87	83	87	84	81	83	81	78	78	78	78	76
3	96	88	82	77	94	86	81	76	83	78	74	80	76	72	77	74	71	71	71	71	69
4	90	81	74	69	88	79	73	68	76	71	67	74	69	65	71	67	64	64	64	64	62
5	85	74	67	62	82	73	66	62	71	65	61	68	63	60	66	62	59	59	59	59	57
6	79	69	62	56	77	68	61	56	66	60	55	64	58	54	62	57	54	54	54	54	52
7	75	64	57	52	73	63	56	51	61	55	51	59	54	50	58	53	49	49	49	49	48
8	71	59	52	48	69	59	52	47	57	51	47	55	50	46	54	49	46	46	46	46	44
9	67	55	49	44	65	55	48	44	53	47	43	52	47	43	51	46	43	43	43	43	41
10	63	52	45	41	62	51	45	41	50	44	40	49	44	40	48	43	40	40	40	40	38

**AVERAGE LUMINANCE (cd/sqm):**

	0°	90°	180°	270°
0°	126448	126448	126448	126448
5°	125599	125612	125599	125744
10°	124132	122507	124132	121706
15°	121426	111217	121426	108663
20°	116285	92679	116285	89071
25°	107875	71674	107875	67961
30°	94761	52245	94761	49588
35°	77879	37660	77879	35201
40°	57393	27094	57393	26258
45°	40084	21350	40084	20611
50°	29013	17713	29013	17444
55°	21972	15470	21972	15261
60°	17508	13952	17508	14050
65°	14712	13049	14712	13172
70°	13079	12392	13079	12514
75°	11561	11561	11561	11673
80°	9478	10442	9478	10442
85°	6072	7236	6072	7451

**MAXIMUM LUMINANCE 45°-90°:**

Horizontal Angle: 22.5°  
 Vertical Angle: 45°  
 Luminance: 41999 cd/sqm



TEST NUMBER:

CATALOG NUMBER: EHBR1-36-UNV-TA-L950-UPL18

**ZONAL LUMENS:**

Zone	Lumens	% Fixture
0°-10°	2542.8	7.2
10°-20°	6834.0	19.4
20°-30°	8310.1	23.6
30°-40°	6769.2	19.2
40°-50°	4064.3	11.6
50°-60°	2339.0	6.7
60°-70°	1463.8	4.2
70°-80°	862.1	2.5
80°-90°	255.2	0.7
90°-100°	45.2	0.1
100°-110°	299.0	0.9
110°-120°	553.0	1.6
120°-130°	328.3	0.9
130°-140°	199.1	0.6
140°-150°	138.8	0.4
150°-160°	91.1	0.3
160°-170°	52.5	0.1
170°-180°	17.5	0.0
0°-30°	17687.0	50.3
0°-40°	24456.2	69.5
0°-60°	30859.4	87.8
0°-90°	33440.6	95.1
90°-120°	897.1	2.6
90°-150°	1563.4	4.4
90°-180°	1725.0	4.9
0°-180°	35165.1	100.0

**CANDELA DISTRIBUTION:**

	0°	90°	180°	270°	360°	Flux
0°	26926	26926	26926	26926	26926	
5°	26817	26820	26817	26848	26817	2546
15°	25474	23333	25474	22797	25474	7142
25°	21543	14313	21543	13572	21543	9821
35°	14294	6912	14294	6461	14294	8826
45°	6486	3454	6486	3335	6486	5167
55°	2969	2091	2969	2062	2969	2730
65°	1536	1362	1536	1375	1536	1552
75°	814	814	814	822	814	860
85°	209	249	209	256	209	229
90°	12	14	12	13	12	15
95°	24	22	24	22	24	26
105°	137	105	137	69	137	185
115°	588	479	588	502	588	536
125°	376	346	376	394	376	346
135°	238	254	238	275	238	189
145°	217	212	217	228	217	136
155°	193	189	193	204	193	90
165°	183	182	183	190	183	52
175°	183	184	183	188	183	17
180°	185	185	185	185	185	



TEST NUMBER:

CATALOG NUMBER: EHBR1-36-UNV-TA-L950-UPL18

**CANDELA DISTRIBUTION (FULL):**

	0°	22.5°	45°	67.5°	90°	112.5°	135°	157.5°	180°	202.5°	225°
0°	26926.2	26926.2	26926.2	26926.2	26926.2	26926.2	26926.2	26926.2	26926.2	26926.2	26926.2
2.5°	26913.3	26907.0	26901.4	26891.3	26867.0	26891.3	26901.4	26907.0	26913.3	26930.2	26937.5
5°	26817.4	26841.6	26816.2	26821.8	26820.2	26821.8	26816.2	26841.6	26817.4	26834.3	26864.8
7.5°	26649.9	26645.3	26636.9	26603.6	26547.2	26603.6	26636.9	26645.3	26649.9	26670.7	26692.1
10°	26373.6	26391.6	26331.7	26122.6	26028.4	26122.6	26331.7	26391.6	26373.6	26407.4	26299.0
12.5°	25963.5	26007.5	25765.5	25221.9	24890.9	25221.9	25765.5	26007.5	25963.5	25993.5	25624.6
15°	25474.5	25437.9	24960.8	23818.2	23332.7	23818.2	24960.8	25437.9	25474.5	25437.9	24760.6
17.5°	24713.2	24766.3	23840.2	22158.0	21261.2	22158.0	23840.2	24766.3	24713.2	24730.7	23444.9
20°	23900.0	23916.3	22371.7	20004.2	19048.2	20004.2	22371.7	23916.3	23900.0	23801.9	21950.4
22.5°	22865.1	22871.3	20688.9	17778.2	16545.4	17778.2	20688.9	22871.3	22865.1	22701.6	20130.5
25°	21542.6	21591.1	18795.0	15522.4	14313.3	15522.4	18795.0	21591.1	21542.6	21356.5	18108.7
27.5°	20057.7	20091.1	16773.3	13262.6	12005.5	13262.6	16773.3	20091.1	20057.7	19854.7	16176.1
30°	18227.2	18440.3	14743.0	11198.5	10049.2	11198.5	14743.0	18440.3	18227.2	18204.0	14183.6
32.5°	16336.7	16714.0	12828.9	9358.3	8373.1	9358.3	12828.9	16714.0	16336.7	16444.5	12197.9
35°	14293.5	14717.6	10842.7	7779.8	6911.9	7779.8	10842.7	14717.6	14293.5	14432.9	10375.7
37.5°	12127.4	12775.9	9159.2	6444.3	5609.7	6444.3	9159.2	12775.9	12127.4	12390.2	8773.0
40°	9947.7	10645.3	7562.7	5358.2	4696.1	5358.2	7562.7	10645.3	9947.7	10375.7	7243.5
42.5°	8075.9	8611.1	6241.9	4478.4	4046.4	4478.4	6241.9	8611.1	8075.9	8379.3	5970.0
45°	6485.5	6795.2	5164.8	3798.9	3454.3	3798.9	5164.8	6795.2	6485.5	6766.9	4940.8
47.5°	5295.0	5487.3	4251.7	3282.8	3017.2	3282.8	4251.7	5487.3	5295.0	5384.1	4126.5
50°	4323.9	4428.8	3574.4	2845.1	2639.9	2845.1	3574.4	4428.8	4323.9	4378.5	3456.5
52.5°	3587.9	3639.8	2998.0	2497.2	2346.7	2497.2	2998.0	3639.8	3587.9	3596.3	2945.6
55°	2969.3	2981.6	2559.2	2195.5	2090.6	2195.5	2559.2	2981.6	2969.3	2971.5	2516.4
57.5°	2486.5	2504.5	2199.4	1953.6	1866.7	1953.6	2199.4	2504.5	2486.5	2490.4	2179.1
60°	2104.7	2116.5	1900.5	1735.3	1677.2	1735.3	1900.5	2116.5	2104.7	2099.6	1888.7
62.5°	1791.7	1814.3	1660.9	1546.4	1509.2	1546.4	1660.9	1814.3	1791.7	1796.8	1660.3
65°	1535.6	1550.3	1455.5	1374.9	1362.0	1374.9	1455.5	1550.3	1535.6	1548.1	1460.1
67.5°	1325.3	1342.2	1278.5	1231.1	1218.2	1231.1	1278.5	1342.2	1325.3	1335.4	1279.6
70°	1147.6	1147.6	1113.3	1086.8	1087.3	1086.8	1113.3	1147.6	1147.6	1149.3	1119.5
72.5°	973.4	979.6	956.4	948.5	952.0	948.5	956.4	979.6	973.4	994.8	963.2
75°	814.4	821.2	809.3	804.8	814.4	804.8	809.3	821.2	814.4	825.6	811.6
77.5°	650.3	662.6	661.0	666.6	684.7	666.6	661.0	662.6	650.3	667.2	670.5
80°	498.6	509.2	509.8	523.9	549.3	523.9	509.8	509.2	498.6	509.2	517.7
82.5°	350.7	357.5	362.1	385.8	407.8	385.8	362.1	357.5	350.7	357.0	368.3
85°	208.7	203.0	210.9	225.6	248.7	225.6	210.9	203.0	208.7	208.7	214.3
87.5°	66.5	64.9	64.3	78.4	89.7	78.4	64.3	64.9	66.5	68.8	71.6
90°	12.4	21.9	34.3	20.0	13.5	20.0	34.3	21.9	12.4	20.9	36.1
92.5°	16.2	28.5	55.2	30.5	18.7	30.5	55.2	28.5	16.2	28.5	51.4
95°	23.8	38.1	77.1	35.2	22.0	35.2	77.1	38.1	23.8	35.2	65.7
97.5°	37.2	46.6	88.5	39.0	27.8	39.0	88.5	46.6	37.2	43.8	74.2
100°	49.5	57.1	138.1	45.7	36.3	45.7	138.1	57.1	49.5	49.5	136.2
102.5°	75.3	107.6	293.3	97.1	61.1	97.1	293.3	107.6	75.3	97.1	316.2
105°	137.1	225.7	522.8	204.8	104.9	204.8	522.8	225.7	137.1	222.8	557.1
107.5°	260.0	400.0	689.4	366.6	181.1	366.6	689.4	400.0	260.0	416.2	718.0
110°	416.2	549.5	722.8	486.6	337.3	486.6	722.8	549.5	416.2	581.8	783.7



TEST NUMBER:

CATALOG NUMBER: EHBR1-36-UNV-TA-L950-UPL18

**CANDELA DISTRIBUTION (continued):**

	0°	22.5°	45°	67.5°	90°	112.5°	135°	157.5°	180°	202.5°	225°
112.5°	541.9	606.6	692.3	522.8	455.4	522.8	692.3	606.6	541.9	648.5	765.6
115°	588.5	592.3	618.0	502.8	479.1	502.8	618.0	592.3	588.5	639.0	683.7
117.5°	568.5	532.3	524.7	459.0	463.5	459.0	524.7	532.3	568.5	584.7	590.5
120°	513.2	464.7	438.1	408.5	428.7	408.5	438.1	464.7	513.2	506.6	497.1
122.5°	443.7	395.2	375.2	362.4	386.4	362.4	375.2	395.2	443.7	429.4	420.0
125°	376.1	335.2	330.4	322.4	346.4	322.4	330.4	335.2	376.1	361.9	366.3
127.5°	319.0	293.3	299.0	294.8	311.2	294.8	299.0	293.3	319.0	312.4	327.1
130°	278.6	265.7	279.6	273.4	287.4	273.4	279.6	265.7	278.6	280.5	300.1
132.5°	253.5	249.7	266.4	258.8	268.0	258.8	266.4	249.7	253.5	261.6	279.8
135°	238.4	238.8	254.6	246.0	254.2	246.0	254.6	238.8	238.4	249.8	266.0
137.5°	229.4	232.3	243.7	235.2	241.8	235.2	243.7	232.3	229.4	240.8	253.3
140°	224.3	226.1	234.8	225.2	231.5	225.2	234.8	226.1	224.3	235.7	241.4
142.5°	219.1	221.0	226.7	215.9	219.7	215.9	226.7	221.0	219.1	230.2	233.1
145°	216.9	217.9	220.8	208.9	211.7	208.9	220.8	217.9	216.9	225.1	223.2
147.5°	212.7	212.7	213.7	203.4	205.8	203.4	213.7	212.7	212.7	218.4	216.1
150°	207.6	206.6	207.6	197.3	199.7	197.3	207.6	206.6	207.6	211.4	208.1
152.5°	199.9	199.0	200.5	191.1	193.6	191.1	200.5	199.0	199.9	203.8	201.1
155°	193.3	193.3	194.4	186.9	189.4	186.9	194.4	193.3	193.3	195.8	194.9
157.5°	189.6	189.6	190.7	185.2	187.2	185.2	190.7	189.6	189.6	191.1	191.3
160°	186.0	186.9	188.1	183.4	185.5	183.4	188.1	186.9	186.0	188.4	188.6
162.5°	184.6	185.2	186.7	181.7	183.9	181.7	186.7	185.2	184.6	185.2	185.4
165°	182.8	183.9	185.0	181.3	182.5	181.3	185.0	183.9	182.8	183.9	183.6
167.5°	182.5	183.4	184.5	181.5	183.0	181.5	184.5	183.4	182.5	181.5	183.2
170°	180.6	182.1	184.2	182.1	182.7	182.1	184.2	182.1	180.6	181.2	181.9
172.5°	181.7	183.2	185.4	183.2	183.8	183.2	185.4	183.2	181.7	182.3	182.1
175°	182.9	183.5	185.2	183.4	184.5	183.4	185.2	183.5	182.9	182.5	183.2
177.5°	182.5	184.1	185.7	184.9	186.0	184.9	185.7	184.1	182.5	183.0	184.7
180°	184.7	184.7	184.7	184.7	184.7	184.7	184.7	184.7	184.7	184.7	184.7



TEST NUMBER:

CATALOG NUMBER: EHBR1-36-UNV-TA-L950-UPL18

**CANDELA DISTRIBUTION (continued):**

	247.5°	270°	292.5°	315°	337.5°	360°
0°	26926.2	26926.2	26926.2	26926.2	26926.2	26926.2
2.5°	26925.6	26935.8	26925.6	26937.5	26930.2	26913.3
5°	26852.9	26848.3	26852.9	26864.8	26834.3	26817.4
7.5°	26570.9	26552.9	26570.9	26692.1	26670.7	26649.9
10°	25982.1	25858.1	25982.1	26299.0	26407.4	26373.6
12.5°	24955.7	24571.1	24955.7	25624.6	25993.5	25963.5
15°	23457.2	22796.9	23457.2	24760.6	25437.9	25474.5
17.5°	21518.4	20762.7	21518.4	23444.9	24730.7	24713.2
20°	19409.7	18306.6	19409.7	21950.4	23801.9	23900.0
22.5°	17107.1	15919.4	17107.1	20130.5	22701.6	22865.1
25°	14810.1	13571.7	14810.1	18108.7	21356.5	21542.6
27.5°	12663.1	11484.4	12663.1	16176.1	19854.7	20057.7
30°	10675.1	9538.2	10675.1	14183.6	18204.0	18227.2
32.5°	9012.6	7885.9	9012.6	12197.9	16444.5	16336.7
35°	7395.2	6460.7	7395.2	10375.7	14432.9	14293.5
37.5°	6175.9	5427.0	6175.9	8773.0	12390.2	12127.4
40°	5151.2	4551.2	5151.2	7243.5	10375.7	9947.7
42.5°	4306.4	3857.5	4306.4	5970.0	8379.3	8075.9
45°	3672.0	3334.7	3672.0	4940.8	6766.9	6485.5
47.5°	3204.4	2930.3	3204.4	4126.5	5384.1	5295.0
50°	2788.2	2599.8	2788.2	3456.5	4378.5	4323.9
52.5°	2452.7	2316.2	2452.7	2945.6	3596.3	3587.9
55°	2173.5	2062.4	2173.5	2516.4	2971.5	2969.3
57.5°	1930.4	1858.8	1930.4	2179.1	2490.4	2486.5
60°	1713.8	1689.0	1713.8	1888.7	2099.6	2104.7
62.5°	1548.1	1511.4	1548.1	1660.3	1796.8	1791.7
65°	1383.4	1374.9	1383.4	1460.1	1548.1	1535.6
67.5°	1234.5	1227.2	1234.5	1279.6	1335.4	1325.3
70°	1092.4	1098.0	1092.4	1119.5	1149.3	1147.6
72.5°	954.8	955.9	954.8	963.2	994.8	973.4
75°	822.3	822.3	822.3	811.6	825.6	814.4
77.5°	677.9	694.8	677.9	670.5	667.2	650.3
80°	532.9	549.3	532.9	517.7	509.2	498.6
82.5°	386.3	412.8	386.3	368.3	357.0	350.7
85°	239.7	256.1	239.7	214.3	208.7	208.7
87.5°	90.2	98.7	90.2	71.6	68.8	66.5
90°	19.0	12.9	19.0	36.1	20.9	12.4
92.5°	25.7	17.7	25.7	51.4	28.5	16.2
95°	28.5	21.5	28.5	65.7	35.2	23.8
97.5°	30.5	26.3	30.5	74.2	43.8	37.2
100°	35.2	30.7	35.2	136.2	49.5	49.5
102.5°	71.4	37.3	71.4	316.2	97.1	75.3
105°	186.7	68.8	186.7	557.1	222.8	137.1
107.5°	369.5	161.1	369.5	718.0	416.2	260.0
110°	506.6	326.8	506.6	783.7	581.8	416.2



TEST NUMBER:

CATALOG NUMBER: EHBR1-36-UNV-TA-L950-UPL18

**CANDELA DISTRIBUTION (continued):**

	247.5°	270°	292.5°	315°	337.5°	360°
112.5°	561.8	452.5	561.8	765.6	648.5	541.9
115°	560.0	502.0	560.0	683.7	639.0	588.5
117.5°	525.7	504.9	525.7	590.5	584.7	568.5
120°	475.7	476.3	475.7	497.1	506.6	513.2
122.5°	424.3	437.8	424.3	420.0	429.4	443.7
125°	380.5	394.0	380.5	366.3	361.9	376.1
127.5°	344.0	354.9	344.0	327.1	312.4	319.0
130°	313.5	320.6	313.5	300.1	280.5	278.6
132.5°	291.7	295.6	291.7	279.8	261.6	253.5
135°	273.6	275.1	273.6	266.0	249.8	238.4
137.5°	258.9	257.6	258.9	253.3	240.8	229.4
140°	248.6	246.8	248.6	241.4	235.7	224.3
142.5°	237.9	236.6	237.9	233.1	230.2	219.1
145°	230.4	227.5	230.4	223.2	225.1	216.9
147.5°	222.4	220.1	222.4	216.1	218.4	212.7
150°	215.9	215.5	215.9	208.1	211.4	207.6
152.5°	209.2	209.4	209.2	201.1	203.8	199.9
155°	203.7	204.2	203.7	194.9	195.8	193.3
157.5°	199.1	199.7	199.1	191.3	191.1	189.6
160°	195.4	196.0	195.4	188.6	188.4	186.0
162.5°	192.7	193.3	192.7	185.4	185.2	184.6
165°	188.6	190.1	188.6	183.6	183.9	182.8
167.5°	187.3	188.8	187.3	183.2	181.5	182.5
170°	185.9	187.4	185.9	181.9	181.2	180.6
172.5°	185.2	187.6	185.2	182.1	182.3	181.7
175°	185.3	188.3	185.3	183.2	182.5	182.9
177.5°	186.8	190.7	186.8	184.7	183.0	182.5
180°	184.7	184.7	184.7	184.7	184.7	184.7



TEST NUMBER: CATALOG  
 CATALOG NUMBER: EHBR1-36-UNV-TA-L950-UPL18

**CIE UGR TABLE:**

Reflectances:											
Ceiling		0.7	0.7	0.5	0.5	0.3	0.7	0.7	0.5	0.5	0.3
Wall		0.5	0.3	0.5	0.3	0.3	0.5	0.3	0.5	0.3	0.3
Reference plane		0.2	0.2	0.2	0.2	0.2	0.2	0.2	0.2	0.2	0.2
Room dimensions		Viewed crosswise					Viewed endwise				
X=2H	Y=2H	19.69	20.87	20.14	21.29	21.73	17.95	19.14	18.41	19.55	19.99
	3H	20.85	21.90	21.31	22.33	22.82	19.55	20.61	20.02	21.04	21.53
	4H	21.30	22.28	21.79	22.73	23.24	20.21	21.19	20.70	21.64	22.14
	6H	21.62	22.52	22.12	22.99	23.50	20.72	21.62	21.22	22.09	22.61
	8H	21.70	22.56	22.22	23.05	23.57	20.89	21.74	21.40	22.23	22.75
	12H	21.74	22.55	22.26	23.03	23.58	20.98	21.80	21.50	22.28	22.82
4H	2H	19.94	20.92	20.43	21.38	21.88	18.50	19.48	18.99	19.94	20.44
	3H	21.34	22.15	21.84	22.65	23.17	20.31	21.12	20.81	21.62	22.14
	4H	21.92	22.65	22.44	23.16	23.72	21.07	21.80	21.59	22.31	22.87
	6H	22.37	22.99	22.91	23.53	24.11	21.70	22.33	22.25	22.87	23.45
	8H	22.49	23.07	23.04	23.61	24.19	21.91	22.50	22.46	23.03	23.62
	12H	22.55	23.07	23.12	23.63	24.22	22.04	22.55	22.61	23.12	23.71
8H	4H	22.08	22.67	22.64	23.21	23.79	21.32	21.90	21.87	22.44	23.02
	6H	22.63	23.11	23.21	23.69	24.28	22.06	22.54	22.64	23.12	23.71
	8H	22.81	23.24	23.41	23.83	24.44	22.34	22.76	22.94	23.36	23.97
	12H	22.92	23.30	23.52	23.88	24.56	22.52	22.90	23.12	23.48	24.16
12H	4H	22.08	22.60	22.65	23.17	23.75	21.32	21.84	21.89	22.41	22.99
	6H	22.65	23.07	23.25	23.67	24.28	22.09	22.51	22.69	23.11	23.72
	8H	22.87	23.24	23.46	23.82	24.50	22.41	22.78	23.00	23.36	24.04

LM-79-2019: Approved Method: Electrical and Photometric Measurements of Solid-  
State Lighting Products

Report Prepared for

Cooper Lighting Solutions

Metalux

Report Number: SP1-2506-472-8

Test Date: 08/04/2025

Luminaire Tested: EHBR-60-L950-N

Data in this report applies to families of products including EHBR-60-L950-N

**Test Information**

Test Method: LM-79-2019  
 Report Number: SP1-2506-472-8  
 Test Lab: COOPER LIGHTING SOLUTIONS  
 Photometer: SP1 - 76IN SPHERE  
 Measurement Geometry: 4π  
 Issue Date: 08/05/2025  
 Manufacturer: COOPER LIGHTING SOLUTIONS  
 Product Line: Metalux  
 Catalog Number: **EHBR-60-L950-N**  
 Description: Elevate Round Highbay at, 60000 lumens, 5000K 90CRI LEDs with N lens

**Spectral Parameters**

CCT (K): 4901  
 CIE u': 0.2131  
 CIE v': 0.4853  
 Duv: -0.0008  
 CIE x: 0.3477  
 CIE y: 0.3520  
 CIE z: 0.3003  
 Peak Wavelength (nm): 630  
 Dominant Wavelength (nm): 574  
 Purity: 9.953987  
 Rf: 90.7  
 Rg: 100.5

CRI (Ra):	94.3		
R1:	95.8	R9:	72.3
R2:	96.5	R10:	89.1
R3:	94.4	R11:	94.9
R4:	95.3	R12:	68.4
R5:	94.1	R13:	96.4
R6:	92.5	R14:	96.4
R7:	95.5	R15:	93.9
R8:	90.1		



**Test Conditions**

Stabilization Time: 35M  
 Operation Time: 1H 35M  
 Sphere Temperature (°C): 25.0

REPORT NUMBER: SP1-2506-472-8

Measurement and Test Equipment			
Instrument	Identification Number	Calibration Date	Calibration Due Date
Photometer	76INCH SPHERE IN0058	6/16/2025	12/16/2025
Power Meter	XITRON INXT2011004	1/21/2025	1/21/2026
AC Power Source	CHROMA 61603 IN0063	10/22/2024	10/22/2025
DC Power Source	AGILENT E3634A IN0208	10/22/2024	10/22/2025
Sphere Thermometer	ONSET IN0085	10/22/2024	10/22/2025
Room Thermometer	ONSET IN0046	10/22/2024	10/22/2025

REPORT NUMBER: SP1-2506-472-8

CIE 1931 Chromaticity Diagram



CIE 1931 Chromaticity Diagram with 2017 ANSI 7-Step and 4-Step Quadrangles



Point lies inside the ANSI 5000K 4-step quadrangle

REPORT NUMBER: SP1-2506-472-8

**Photopic Flux vs. Wavelength**

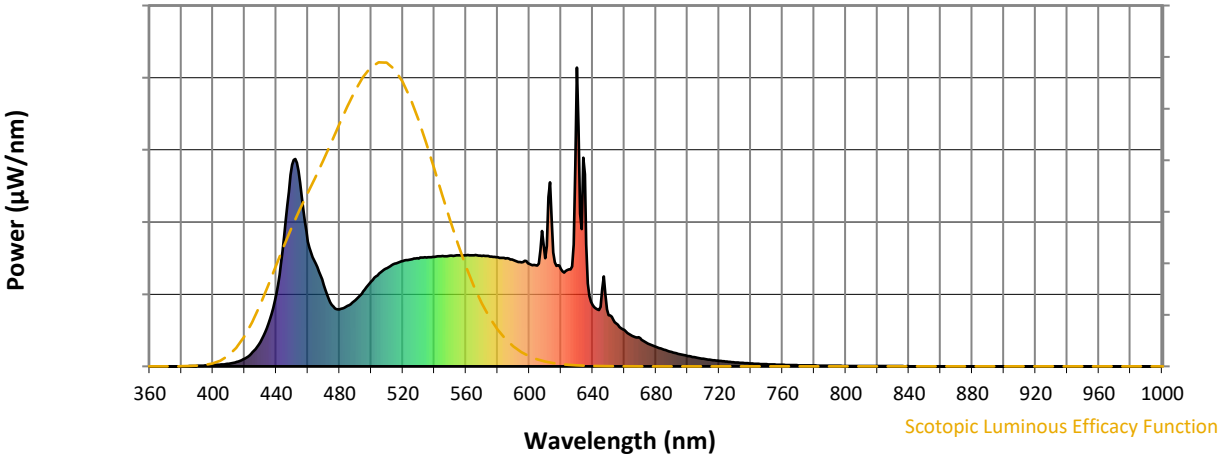


**Photopic Lumens: NR**

$\lambda$ (nm)	Power W <sup>^</sup> /nm	Lumens ( $\phi$ /nm)	$\lambda$ (nm)	Power W <sup>^</sup> /nm	Lumens ( $\phi$ /nm)	$\lambda$ (nm)	Power W <sup>^</sup> /nm	Lumens ( $\phi$ /nm)	$\lambda$ (nm)	Power W <sup>^</sup> /nm	Lumens ( $\phi$ /nm)	$\lambda$ (nm)	Power W <sup>^</sup> /nm	Lumens ( $\phi$ /nm)
360	0	NR	490	221	NR	620	326	NR	750	7	NR	880	0	NR
365	0	NR	495	250	NR	625	325	NR	755	6	NR	885	0	NR
370	0	NR	500	284	NR	630	1000	NR	760	5	NR	890	0	NR
375	0	NR	505	311	NR	635	643	NR	765	4	NR	895	0	NR
380	0	NR	510	329	NR	640	206	NR	770	4	NR	900	0	NR
385	1	NR	515	344	NR	645	199	NR	775	3	NR	905	0	NR
390	2	NR	520	353	NR	650	172	NR	780	3	NR	910	0	NR
395	3	NR	525	357	NR	655	143	NR	785	2	NR	915	0	NR
400	5	NR	530	362	NR	660	122	NR	790	2	NR	920	0	NR
405	6	NR	535	365	NR	665	102	NR	795	2	NR	925	0	NR
410	9	NR	540	367	NR	670	94	NR	800	2	NR	930	0	NR
415	15	NR	545	369	NR	675	76	NR	805	1	NR	935	0	NR
420	26	NR	550	370	NR	680	65	NR	810	1	NR	940	0	NR
425	47	NR	555	372	NR	685	56	NR	815	1	NR	945	0	NR
430	81	NR	560	372	NR	690	48	NR	820	1	NR	950	0	NR
435	143	NR	565	371	NR	695	41	NR	825	1	NR	955	0	NR
440	243	NR	570	370	NR	700	35	NR	830	1	NR	960	0	NR
445	434	NR	575	367	NR	705	30	NR	835	1	NR	965	0	NR
450	675	NR	580	365	NR	710	25	NR	840	1	NR	970	0	NR
455	615	NR	585	361	NR	715	22	NR	845	0	NR	975	0	NR
460	418	NR	590	356	NR	720	19	NR	850	0	NR	980	0	NR
465	344	NR	595	348	NR	725	16	NR	855	0	NR	985	0	NR
470	272	NR	600	343	NR	730	13	NR	860	0	NR	990	0	NR
475	206	NR	605	337	NR	735	11	NR	865	0	NR	995	0	NR
480	190	NR	610	362	NR	740	10	NR	870	0	NR	1000	0	NR
485	202	NR	615	381	NR	745	8	NR	875	0	NR			

REPORT NUMBER: SP1-2506-472-8

**Scotopic Flux vs. Wavelength**



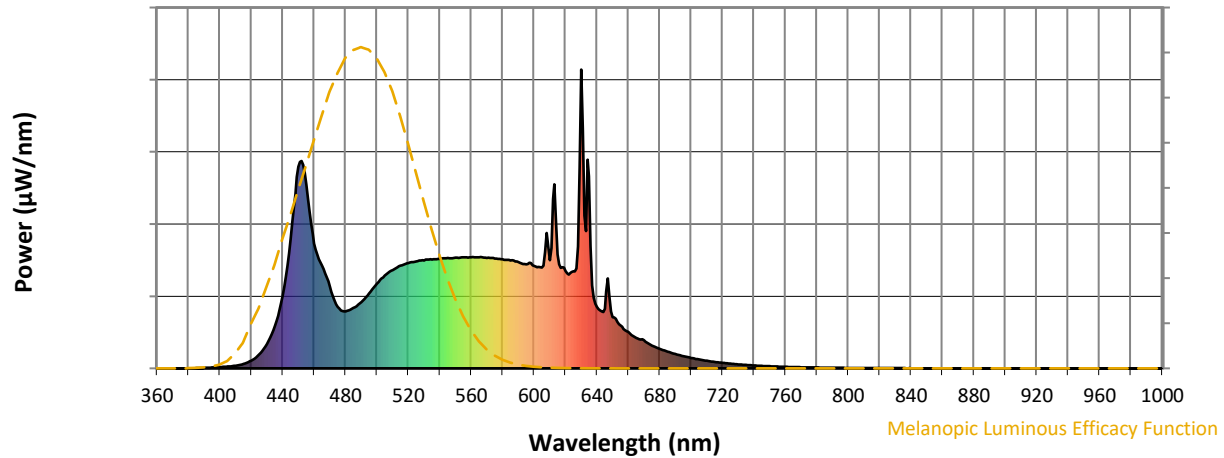
**Scotopic Lumens: NR**

**S/P: 2.04**

$\lambda$ (nm)	Power W <sup>^</sup> /nm	Lumens ( $\phi$ /nm)	$\lambda$ (nm)	Power W <sup>^</sup> /nm	Lumens ( $\phi$ /nm)	$\lambda$ (nm)	Power W <sup>^</sup> /nm	Lumens ( $\phi$ /nm)	$\lambda$ (nm)	Power W <sup>^</sup> /nm	Lumens ( $\phi$ /nm)	$\lambda$ (nm)	Power W <sup>^</sup> /nm	Lumens ( $\phi$ /nm)
360	0	NR	490	221	NR	620	326	NR	750	7	NR	880	0	NR
365	0	NR	495	250	NR	625	325	NR	755	6	NR	885	0	NR
370	0	NR	500	284	NR	630	1000	NR	760	5	NR	890	0	NR
375	0	NR	505	311	NR	635	643	NR	765	4	NR	895	0	NR
380	0	NR	510	329	NR	640	206	NR	770	4	NR	900	0	NR
385	1	NR	515	344	NR	645	199	NR	775	3	NR	905	0	NR
390	2	NR	520	353	NR	650	172	NR	780	3	NR	910	0	NR
395	3	NR	525	357	NR	655	143	NR	785	2	NR	915	0	NR
400	5	NR	530	362	NR	660	122	NR	790	2	NR	920	0	NR
405	6	NR	535	365	NR	665	102	NR	795	2	NR	925	0	NR
410	9	NR	540	367	NR	670	94	NR	800	2	NR	930	0	NR
415	15	NR	545	369	NR	675	76	NR	805	1	NR	935	0	NR
420	26	NR	550	370	NR	680	65	NR	810	1	NR	940	0	NR
425	47	NR	555	372	NR	685	56	NR	815	1	NR	945	0	NR
430	81	NR	560	372	NR	690	48	NR	820	1	NR	950	0	NR
435	143	NR	565	371	NR	695	41	NR	825	1	NR	955	0	NR
440	243	NR	570	370	NR	700	35	NR	830	1	NR	960	0	NR
445	434	NR	575	367	NR	705	30	NR	835	1	NR	965	0	NR
450	675	NR	580	365	NR	710	25	NR	840	1	NR	970	0	NR
455	615	NR	585	361	NR	715	22	NR	845	0	NR	975	0	NR
460	418	NR	590	356	NR	720	19	NR	850	0	NR	980	0	NR
465	344	NR	595	348	NR	725	16	NR	855	0	NR	985	0	NR
470	272	NR	600	343	NR	730	13	NR	860	0	NR	990	0	NR
475	206	NR	605	337	NR	735	11	NR	865	0	NR	995	0	NR
480	190	NR	610	362	NR	740	10	NR	870	0	NR	1000	0	NR
485	202	NR	615	381	NR	745	8	NR	875	0	NR			

REPORT NUMBER: SP1-2506-472-8

**Melanopic Flux vs. Wavelength**



**Melanopic Lumens: NR**

**M/P: 4.41**

λ (nm)	Power W <sup>^</sup> /nm	Lumens (φ/nm)	λ (nm)	Power W <sup>^</sup> /nm	Lumens (φ/nm)	λ (nm)	Power W <sup>^</sup> /nm	Lumens (φ/nm)	λ (nm)	Power W <sup>^</sup> /nm	Lumens (φ/nm)	λ (nm)	Power W <sup>^</sup> /nm	Lumens (φ/nm)
360	0	NR	490	221	NR	620	326	NR	750	7	NR	880	0	NR
365	0	NR	495	250	NR	625	325	NR	755	6	NR	885	0	NR
370	0	NR	500	284	NR	630	1000	NR	760	5	NR	890	0	NR
375	0	NR	505	311	NR	635	643	NR	765	4	NR	895	0	NR
380	0	NR	510	329	NR	640	206	NR	770	4	NR	900	0	NR
385	1	NR	515	344	NR	645	199	NR	775	3	NR	905	0	NR
390	2	NR	520	353	NR	650	172	NR	780	3	NR	910	0	NR
395	3	NR	525	357	NR	655	143	NR	785	2	NR	915	0	NR
400	5	NR	530	362	NR	660	122	NR	790	2	NR	920	0	NR
405	6	NR	535	365	NR	665	102	NR	795	2	NR	925	0	NR
410	9	NR	540	367	NR	670	94	NR	800	2	NR	930	0	NR
415	15	NR	545	369	NR	675	76	NR	805	1	NR	935	0	NR
420	26	NR	550	370	NR	680	65	NR	810	1	NR	940	0	NR
425	47	NR	555	372	NR	685	56	NR	815	1	NR	945	0	NR
430	81	NR	560	372	NR	690	48	NR	820	1	NR	950	0	NR
435	143	NR	565	371	NR	695	41	NR	825	1	NR	955	0	NR
440	243	NR	570	370	NR	700	35	NR	830	1	NR	960	0	NR
445	434	NR	575	367	NR	705	30	NR	835	1	NR	965	0	NR
450	675	NR	580	365	NR	710	25	NR	840	1	NR	970	0	NR
455	615	NR	585	361	NR	715	22	NR	845	0	NR	975	0	NR
460	418	NR	590	356	NR	720	19	NR	850	0	NR	980	0	NR
465	344	NR	595	348	NR	725	16	NR	855	0	NR	985	0	NR
470	272	NR	600	343	NR	730	13	NR	860	0	NR	990	0	NR
475	206	NR	605	337	NR	735	11	NR	865	0	NR	995	0	NR
480	190	NR	610	362	NR	740	10	NR	870	0	NR	1000	0	NR
485	202	NR	615	381	NR	745	8	NR	875	0	NR			

**Summary**

$R_f = 90.7$   
 $R_g = 100.5$   
 CIE  $R_a = 94.3$   
 $R_9 = 72.3$



**Color Vector Graphics**

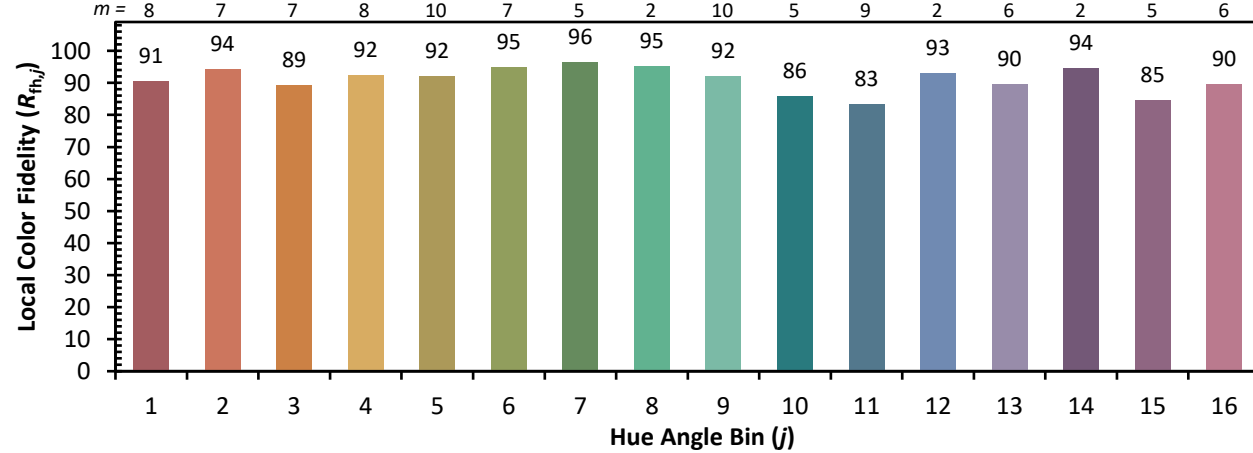


**Individual Sample Fidelity Index ( $R_{f,i}$ )**

CES01 = 85	CES26 = 91	CES51 = 98	CES76 = 83
CES02 = 61	CES27 = 92	CES52 = 98	CES77 = 87
CES03 = 31	CES28 = 94	CES53 = 97	CES78 = 80
CES04 = 69	CES29 = 94	CES54 = 93	CES79 = 94
CES05 = 48	CES30 = 93	CES55 = 92	CES80 = 91
CES06 = 50	CES31 = 95	CES56 = 95	CES81 = 84
CES07 = 41	CES32 = 86	CES57 = 94	CES82 = 96
CES08 = 40	CES33 = 99	CES58 = 94	CES83 = 96
CES09 = 29	CES34 = 90	CES59 = 97	CES84 = 93
CES10 = 73	CES35 = 94	CES60 = 92	CES85 = 83
CES11 = 56	CES36 = 81	CES61 = 92	CES86 = 86
CES12 = 62	CES37 = 92	CES62 = 86	CES87 = 91
CES13 = 43	CES38 = 88	CES63 = 92	CES88 = 98
CES14 = 74	CES39 = 99	CES64 = 89	CES89 = 87
CES15 = 71	CES40 = 97	CES65 = 88	CES90 = 98
CES16 = 47	CES41 = 97	CES66 = 85	CES91 = 73
CES17 = 48	CES42 = 90	CES67 = 84	CES92 = 79
CES18 = 56	CES43 = 91	CES68 = 86	CES93 = 87
CES19 = 70	CES44 = 99	CES69 = 87	CES94 = 78
CES20 = 65	CES45 = 95	CES70 = 83	CES95 = 83
CES21 = 85	CES46 = 97	CES71 = 77	CES96 = 92
CES22 = 77	CES47 = 95	CES72 = 92	CES97 = 95
CES23 = 91	CES48 = 93	CES73 = 77	CES98 = 95
CES24 = 90	CES49 = 95	CES74 = 92	CES99 = 94
CES25 = 70	CES50 = 98	CES75 = 79	



Color Rendition by Hue-Angle Bin



Measure Comparisons



(END OF REPORT)