

Cooper Lighting Solutions Photometric Lab  
1121 Highway 74 South  
Peachtree City, GA 30269



Scaled data based on original data using  
LM-79-2019 Approved Method: Electrical and Photometric Measurements of Solid-  
State Lighting Products

Test Report Prepared for  
Cooper Lighting Solutions

Brand: METALUX

Report Number:

Luminaire Tested: EHBR1-60-UNV-TASM-L950-UPL18

Issue Date: 3/20/2026

**Test Information**

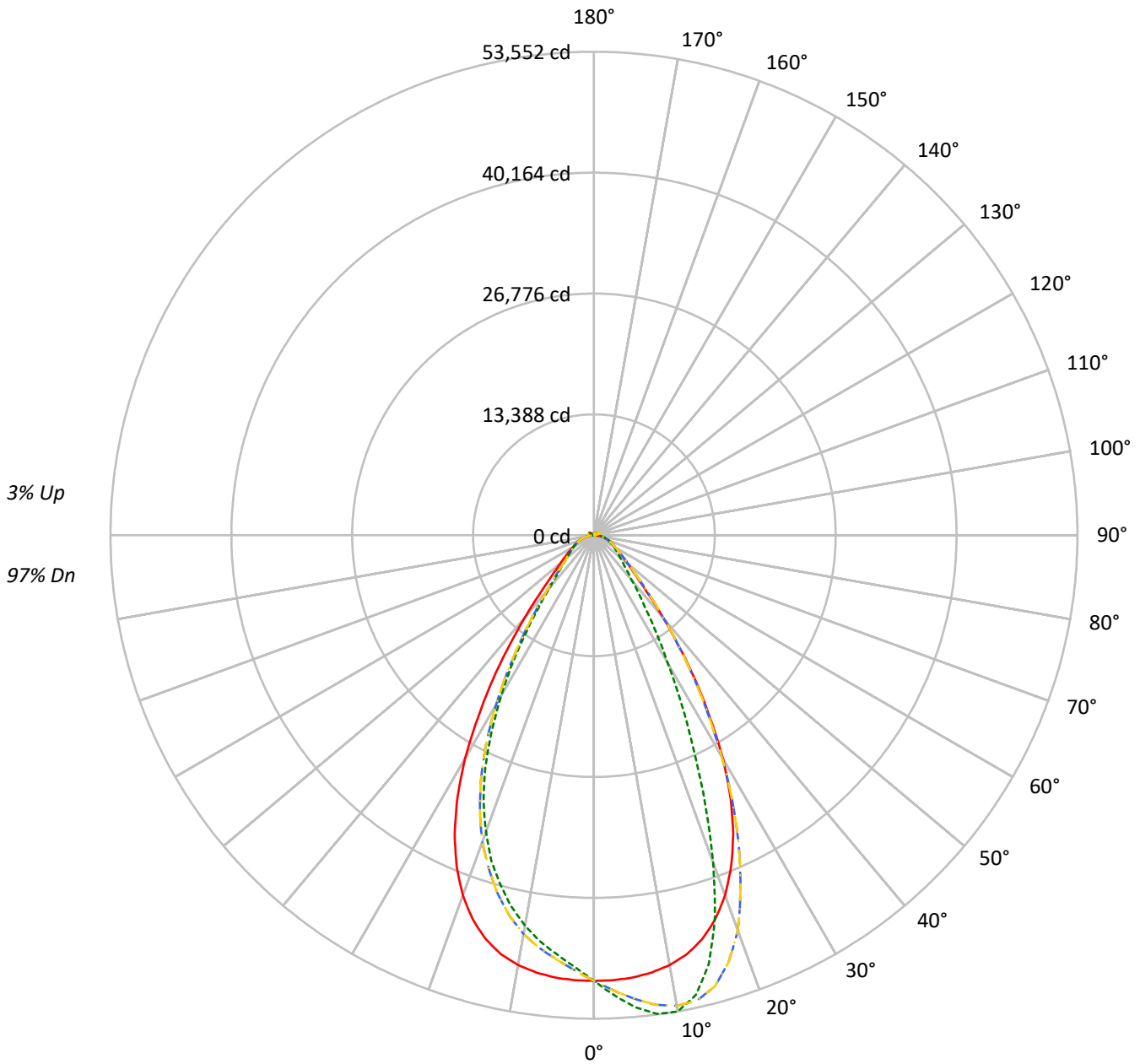
Test Method: LM-79-2019  
Report Number: REPORT IS A COMBINATION OF REPORTS P1431902 AND P1431635  
Test Lab: INNOVATION CENTER  
Issue Date: 3/20/2026  
Manufacturer: COOPER LIGHTING SOLUTIONS  
Product Line: METALUX  
Catalog Number: EHBR1-60-UNV-TASM-L950-UPL18  
Description: Elevate Round Highbay at, 60000 lumens, 5000K 90CRI LEDs with TASM lens  
Light Source: -  
Ballast/Driver: -

**Summary**

Lumens per Lamp: N/A  
Luminaire Lumens: 56898.0 lumens  
Efficiency: N/A  
Efficacy: 166.2 lumens/watt  
Spacing Criteria (0/90/45): 0.99 / 0.84 / 0.9  
Luminous Opening: Vertical Cylinder (Dia: 1.71' x H: 0.1')  
CIE Type: Direct  
  
Input Watts (W): 342.3  
Input Voltage (V): NR  
Input Current (Ain): NR  
Voltage Rise (V): NR  
Power Factor: NR  
Total Harmonic Distortion (THDi): NR  
Frequency (hertz): 60  
Stabilization Time: NR  
Operation Time: NR  
Ambient Temperature (°C): NR  
Test Distance: 24 FT

TEST NUMBER:  
CATALOG NUMBER: EHBR1-60-UNV-TASM-L950-UPL18

### Luminous Intensity Polar Plot



— 0°-180°    - - 45°-225°    - - - 90°-270°    - · - 135°-315°



TEST NUMBER:

CATALOG NUMBER: EHBR1-60-UNV-TASM-L950-UPL18

**COEFFICIENT OF UTILIZATION - ZONAL CAVITY METHOD:**

RF	20				20				20				20				20				
RC	80				70				50				30				10			0	
RW	70	50	30	10	70	50	30	10	50	30	10	50	30	10	50	30	10	50	30	10	0
RCR																					
0	118	118	118	118	115	115	115	115	109	109	109	104	104	104	99	99	99	99	99	99	97
1	111	108	105	102	108	105	102	100	101	98	96	96	94	93	92	91	90	92	91	90	88
2	104	98	93	89	102	96	92	88	92	89	85	89	86	83	86	83	81	86	83	81	79
3	98	90	84	79	95	88	83	78	85	81	77	82	78	75	80	76	74	80	76	74	72
4	92	83	76	71	90	82	75	71	79	74	70	76	72	68	74	70	67	74	70	67	65
5	87	77	70	65	85	76	69	64	73	68	64	71	66	63	69	65	62	69	65	62	60
6	82	71	64	59	80	70	64	59	68	63	58	67	62	58	65	61	57	65	61	57	55
7	77	66	60	55	75	66	59	55	64	58	54	62	57	54	61	56	53	61	56	53	51
8	73	62	55	51	71	61	55	51	60	54	50	59	54	50	57	53	49	57	53	49	48
9	69	58	52	47	68	58	51	47	56	51	47	55	50	46	54	50	46	54	50	46	45
10	66	55	48	44	64	54	48	44	53	48	44	52	47	44	51	47	43	51	47	43	42

**AVERAGE LUMINANCE (cd/sqm):**

	0°	90°	180°	270°
0°	231765	231765	231765	231765
5°	230354	245745	230354	218400
10°	227522	252054	227522	206697
15°	220805	234237	220805	190932
20°	206508	187826	206508	170067
25°	182776	130137	182776	142523
30°	148407	84664	148407	106636
35°	106442	54830	106442	70990
40°	68819	37792	68819	44770
45°	43665	29273	43665	31899
50°	32426	24875	32426	26571
55°	26474	22660	26474	23454
60°	22925	21585	22925	21716
65°	20898	20818	20898	20729
70°	19808	20398	19808	20133
75°	18523	19732	18523	19140
80°	16272	18629	16272	17416
85°	10530	13300	10530	12680

**MAXIMUM LUMINANCE 45°-90°:**

Horizontal Angle: 22.5°  
 Vertical Angle: 45°  
 Luminance: 61390 cd/sqm



TEST NUMBER:

CATALOG NUMBER: EHBR1-60-UNV-TASM-L950-UPL18

**ZONAL LUMENS:**

Zone	Lumens	% Fixture
0°-10°	4692.7	8.2
10°-20°	12766.7	22.4
20°-30°	14972.8	26.3
30°-40°	10412.6	18.3
40°-50°	5174.6	9.1
50°-60°	3094.9	5.4
60°-70°	2178.3	3.8
70°-80°	1403.2	2.5
80°-90°	448.7	0.8
90°-100°	47.7	0.1
100°-110°	301.9	0.5
110°-120°	556.0	1.0
120°-130°	331.9	0.6
130°-140°	202.8	0.4
140°-150°	142.2	0.2
150°-160°	94.9	0.2
160°-170°	56.6	0.1
170°-180°	19.3	0.0
0°-30°	32432.2	57.0
0°-40°	42844.8	75.3
0°-60°	51114.3	89.8
0°-90°	55144.6	96.9
90°-120°	905.6	1.6
90°-150°	1582.6	2.8
90°-180°	1753.0	3.1
0°-180°	56898.0	100.0

**CANDELA DISTRIBUTION:**

	0°	90°	180°	270°	360°	Flux
0°	49353	49353	49353	49353	49353	
5°	49184	52470	49184	46632	49184	4668
15°	46324	49142	46324	40057	46324	12946
25°	36500	25988	36500	28462	36500	16525
35°	19536	10063	19536	13029	19536	12196
45°	7065	4736	7065	5161	7065	5781
55°	3578	3062	3578	3170	3578	3272
65°	2181	2173	2181	2164	2181	2191
75°	1305	1390	1305	1348	1305	1370
85°	362	457	362	436	362	402
90°	13	20	13	13	13	23
95°	26	28	26	22	26	27
105°	139	76	139	106	139	187
115°	591	509	591	480	591	539
125°	380	402	380	348	380	350
135°	244	282	244	255	244	193
145°	224	234	224	217	224	140
155°	202	212	202	198	202	95
165°	198	208	198	195	198	56
175°	203	211	203	199	203	19
180°	204	204	204	204	204	



TEST NUMBER:  
 CATALOG NUMBER: EHBR1-60-UNV-TASM-L950-UPL18

**CANDELA DISTRIBUTION (FULL):**

	0°	22.5°	45°	67.5°	90°	112.5°	135°	157.5°	180°	202.5°	225°
0°	49352.7	49352.7	49352.7	49352.7	49352.7	49352.7	49352.7	49352.7	49352.7	49352.7	49352.7
2.5°	49324.0	49961.6	50478.0	50818.5	50987.0	50818.5	50478.0	49961.6	49324.0	48690.0	48254.2
5°	49184.2	50461.3	51543.2	52251.1	52470.5	52251.1	51543.2	50461.3	49184.2	47977.5	47177.0
7.5°	48850.1	50839.8	52447.4	53273.7	53475.5	53273.7	52447.4	50839.8	48850.1	47141.8	46130.3
10°	48340.2	51078.6	52936.0	53528.2	53552.3	53528.2	52936.0	51078.6	48340.2	46038.7	44845.8
12.5°	47526.8	50993.5	52772.2	52577.8	52136.4	52577.8	52772.2	50993.5	47526.8	44691.2	43186.4
15°	46323.7	50489.1	51734.7	50153.2	49141.7	50153.2	51734.7	50489.1	46323.7	42871.8	41126.5
17.5°	44628.3	49545.2	49569.3	46440.3	44532.1	46440.3	49569.3	49545.2	44628.3	40647.1	38724.9
20°	42443.3	48031.1	46587.4	40864.6	38603.7	40864.6	46587.4	48031.1	42443.3	38017.0	36130.9
22.5°	39704.0	45989.7	42435.1	35255.5	32170.9	35255.5	42435.1	45989.7	39704.0	34958.4	32995.5
25°	36500.2	43488.2	37968.0	29143.9	25988.2	29143.9	37968.0	43488.2	36500.2	31314.0	29539.0
27.5°	32731.8	40317.6	33211.2	23815.2	20903.8	23815.2	33211.2	40317.6	32731.8	27551.2	25738.3
30°	28546.0	36253.1	28261.0	18965.9	16285.0	18965.9	28261.0	36253.1	28546.0	23323.8	21700.6
32.5°	23859.6	32269.1	23507.0	15196.6	12925.6	15196.6	23507.0	32269.1	23859.6	19289.8	17593.5
35°	19536.0	27284.6	19220.4	11940.9	10063.2	11940.9	19220.4	27284.6	19536.0	15481.6	13815.8
37.5°	15331.7	22575.1	15321.6	9615.3	8162.4	9615.3	15321.6	22575.1	15331.7	12036.2	10684.2
40°	11928.0	17651.8	12004.8	7675.6	6550.3	7675.6	12004.8	17651.8	11928.0	9158.1	8292.8
42.5°	9037.9	13497.5	9435.8	6299.5	5563.7	6299.5	9435.8	13497.5	9037.9	7215.6	6567.8
45°	7064.8	9932.7	7368.3	5314.8	4736.3	5314.8	7368.3	9932.7	7064.8	5810.9	5375.9
47.5°	5753.4	7676.5	5971.9	4558.7	4153.3	4558.7	5971.9	7676.5	5753.4	4915.0	4589.3
50°	4832.6	5890.4	4958.5	3979.4	3707.3	3979.4	4958.5	5890.4	4832.6	4208.9	3991.4
52.5°	4151.5	4804.0	4222.7	3546.2	3363.0	3546.2	4222.7	4804.0	4151.5	3682.4	3547.2
55°	3577.7	4038.6	3672.1	3189.1	3062.3	3189.1	3672.1	4038.6	3577.7	3277.0	3177.0
57.5°	3141.9	3426.0	3189.1	2884.6	2800.3	2884.6	3189.1	3426.0	3141.9	2916.0	2862.4
60°	2755.9	2966.9	2814.3	2619.0	2594.9	2619.0	2814.3	2966.9	2755.9	2623.6	2588.4
62.5°	2458.9	2592.1	2488.5	2380.2	2358.9	2380.2	2488.5	2592.1	2458.9	2357.1	2363.6
65°	2181.3	2305.2	2223.8	2165.5	2172.9	2165.5	2223.8	2305.2	2181.3	2134.1	2144.2
67.5°	1966.6	2031.3	1996.2	1962.8	1971.2	1962.8	1996.2	2031.3	1966.6	1920.3	1936.0
70°	1738.0	1807.4	1771.3	1775.9	1789.8	1775.9	1771.3	1807.4	1738.0	1724.1	1736.1
72.5°	1519.6	1573.3	1561.2	1572.3	1587.1	1572.3	1561.2	1573.3	1519.6	1517.7	1518.6
75°	1304.8	1345.5	1351.1	1366.9	1390.0	1366.9	1351.1	1345.5	1304.8	1291.0	1307.6
77.5°	1070.7	1117.0	1134.5	1155.9	1190.1	1155.9	1134.5	1117.0	1070.7	1080.0	1088.3
80°	856.0	877.3	916.2	931.9	980.0	931.9	916.2	877.3	856.0	840.3	852.4
82.5°	626.5	645.9	679.3	708.9	736.7	708.9	679.3	645.9	626.5	619.2	620.0
85°	361.9	391.4	413.6	448.9	457.1	448.9	413.6	391.4	361.9	370.2	361.9
87.5°	126.8	136.0	155.4	169.4	170.3	169.4	155.4	136.0	126.8	129.5	117.5
90°	13.3	22.8	38.9	24.6	19.8	24.6	38.9	22.8	13.3	22.9	35.2
92.5°	17.1	30.4	54.2	31.3	24.5	31.3	54.2	30.4	17.1	29.5	56.1
95°	25.6	37.1	68.5	34.1	28.3	34.1	68.5	37.1	25.6	39.0	78.0
97.5°	39.0	45.6	77.0	36.0	33.2	36.0	77.0	45.6	39.0	47.6	89.5
100°	51.4	51.4	139.0	40.8	37.0	40.8	139.0	51.4	51.4	59.0	139.0
102.5°	77.1	99.9	319.9	78.0	43.6	78.0	319.9	99.9	77.1	109.4	294.3
105°	139.0	225.6	560.8	193.2	76.0	193.2	560.8	225.6	139.0	227.5	523.7
107.5°	261.8	418.9	721.7	376.0	168.4	376.0	721.7	418.9	261.8	401.8	691.3
110°	418.0	584.6	787.4	513.1	334.0	513.1	787.4	584.6	418.0	551.3	724.6



TEST NUMBER:

CATALOG NUMBER: EHBR1-60-UNV-TASM-L950-UPL18

**CANDELA DISTRIBUTION (continued):**

	0°	22.5°	45°	67.5°	90°	112.5°	135°	157.5°	180°	202.5°	225°
112.5°	543.7	651.3	769.3	568.3	459.7	568.3	769.3	651.3	543.7	608.5	694.1
115°	591.3	641.7	687.5	566.5	509.2	566.5	687.5	641.7	591.3	594.2	619.9
117.5°	571.3	587.5	594.2	532.2	512.1	532.2	594.2	587.5	571.3	535.1	526.5
120°	516.0	509.4	501.7	481.7	483.5	481.7	501.7	509.4	516.0	467.5	439.9
122.5°	447.5	433.2	424.6	431.2	444.5	431.2	424.6	433.2	447.5	398.9	378.0
125°	379.8	365.6	371.3	387.3	401.7	387.3	371.3	365.6	379.8	339.9	334.1
127.5°	323.6	317.0	332.2	350.3	362.5	350.3	332.2	317.0	323.6	298.0	302.7
130°	283.7	284.6	304.6	320.7	328.3	320.7	304.6	284.6	283.7	271.3	283.7
132.5°	258.9	265.5	284.6	298.8	303.5	298.8	284.6	265.5	258.9	256.0	271.2
135°	243.6	253.2	271.2	279.8	282.5	279.8	271.2	253.2	243.6	245.5	258.9
137.5°	235.0	244.5	257.9	265.4	264.5	265.4	257.9	244.5	235.0	238.8	249.3
140°	230.2	239.8	245.5	254.0	254.0	254.0	245.5	239.8	230.2	232.1	240.7
142.5°	225.4	234.0	236.9	243.5	242.6	243.5	236.9	234.0	225.4	227.4	233.0
145°	223.5	230.2	227.4	235.0	233.9	235.0	227.4	230.2	223.5	223.5	227.4
147.5°	218.7	223.5	220.7	227.4	226.2	227.4	220.7	223.5	218.7	218.7	220.6
150°	213.9	217.7	213.0	220.6	221.4	220.6	213.0	217.7	213.9	213.0	214.8
152.5°	207.2	211.0	207.2	215.7	215.7	215.7	207.2	211.0	207.2	206.3	208.1
155°	202.4	204.3	202.4	210.9	211.8	210.9	202.4	204.3	202.4	201.4	203.3
157.5°	199.5	201.3	200.4	208.0	209.0	208.0	200.4	201.3	199.5	199.5	200.4
160°	198.5	200.3	200.3	206.9	207.8	206.9	200.3	200.3	198.5	198.5	199.4
162.5°	198.4	198.4	199.3	205.9	207.7	205.9	199.3	198.4	198.4	198.4	199.3
165°	198.3	199.3	199.2	204.9	207.7	204.9	199.2	199.3	198.3	198.4	198.4
167.5°	199.2	198.3	200.1	205.8	208.6	205.8	200.1	198.3	199.2	199.2	199.2
170°	198.3	199.2	200.0	205.7	208.4	205.7	200.0	199.2	198.3	199.2	199.2
172.5°	201.1	201.1	201.9	206.5	210.3	206.5	201.9	201.1	201.1	201.1	202.0
175°	202.9	202.8	203.7	207.4	211.2	207.4	203.7	202.8	202.9	202.0	202.0
177.5°	201.9	203.8	205.5	209.3	214.0	209.3	205.5	203.8	201.9	202.0	202.0
180°	203.8	203.8	203.8	203.8	203.8	203.8	203.8	203.8	203.8	203.8	203.8



TEST NUMBER:

CATALOG NUMBER: EHBR1-60-UNV-TASM-L950-UPL18

**CANDELA DISTRIBUTION (continued):**

	247.5°	270°	292.5°	315°	337.5°	360°
0°	49352.7	49352.7	49352.7	49352.7	49352.7	49352.7
2.5°	47919.1	47887.7	47919.1	48254.2	48690.0	49324.0
5°	46805.9	46631.9	46805.9	47177.0	47977.5	49184.2
7.5°	45509.3	45408.4	45509.3	46130.3	47141.8	48850.1
10°	44144.3	43915.7	44144.3	44845.8	46038.7	48340.2
12.5°	42461.8	42159.2	42461.8	43186.4	44691.2	47526.8
15°	40322.2	40056.6	40322.2	41126.5	42871.8	46323.7
17.5°	38026.2	37785.6	38026.2	38724.9	40647.1	44628.3
20°	35142.5	34953.7	35142.5	36130.9	38017.0	42443.3
22.5°	32117.3	31940.5	32117.3	32995.5	34958.4	39704.0
25°	28558.1	28461.8	28558.1	29539.0	31314.0	36500.2
27.5°	24711.9	24548.1	24711.9	25738.3	27551.2	32731.8
30°	20782.5	20511.4	20782.5	21700.6	23323.8	28546.0
32.5°	16939.2	16743.9	16939.2	17593.5	19289.8	23859.6
35°	13224.5	13029.2	13224.5	13815.8	15481.6	19536.0
37.5°	10304.7	9959.5	10304.7	10684.2	12036.2	15331.7
40°	7815.3	7759.8	7815.3	8292.8	9158.1	11928.0
42.5°	6362.4	6211.5	6362.4	6567.8	7215.6	9037.9
45°	5220.4	5161.1	5220.4	5375.9	5810.9	7064.8
47.5°	4489.3	4515.2	4489.3	4589.3	4915.0	5753.4
50°	3944.2	3960.0	3944.2	3991.4	4208.9	4832.6
52.5°	3542.6	3528.7	3542.6	3547.2	3682.4	4151.5
55°	3187.2	3169.6	3187.2	3177.0	3277.0	3577.7
57.5°	2876.3	2889.2	2876.3	2862.4	2916.0	3141.9
60°	2598.6	2610.6	2598.6	2588.4	2623.6	2755.9
62.5°	2364.5	2371.9	2364.5	2363.6	2357.1	2458.9
65°	2155.4	2163.6	2155.4	2144.2	2134.1	2181.3
67.5°	1955.4	1955.4	1955.4	1936.0	1920.3	1966.6
70°	1767.5	1766.6	1767.5	1736.1	1724.1	1738.0
72.5°	1541.8	1564.0	1541.8	1518.6	1517.7	1519.6
75°	1322.4	1348.3	1322.4	1307.6	1291.0	1304.8
77.5°	1100.3	1140.1	1100.3	1088.3	1080.0	1070.7
80°	872.7	916.2	872.7	852.4	840.3	856.0
82.5°	645.0	677.4	645.0	620.0	619.2	626.5
85°	384.1	435.8	384.1	361.9	370.2	361.9
87.5°	123.1	157.3	123.1	117.5	129.5	126.8
90°	20.9	13.3	20.9	35.2	22.9	13.3
92.5°	31.4	19.0	31.4	56.1	29.5	17.1
95°	36.1	21.8	36.1	78.0	39.0	25.6
97.5°	40.0	28.5	40.0	89.5	47.6	39.0
100°	46.6	37.1	46.6	139.0	59.0	51.4
102.5°	98.0	61.9	98.0	294.3	109.4	77.1
105°	205.7	105.6	205.7	523.7	227.5	139.0
107.5°	367.6	181.8	367.6	691.3	401.8	261.8
110°	487.5	338.0	487.5	724.6	551.3	418.0



TEST NUMBER:

CATALOG NUMBER: EHBR1-60-UNV-TASM-L950-UPL18

**CANDELA DISTRIBUTION (continued):**

	247.5°	270°	292.5°	315°	337.5°	360°
112.5°	523.7	456.1	523.7	694.1	608.5	543.7
115°	503.8	479.9	503.8	619.9	594.2	591.3
117.5°	459.9	463.7	459.9	526.5	535.1	571.3
120°	409.5	429.4	409.5	439.9	467.5	516.0
122.5°	363.7	386.6	363.7	378.0	398.9	447.5
125°	323.7	347.5	323.7	334.1	339.9	379.8
127.5°	296.1	312.3	296.1	302.7	298.0	323.6
130°	275.1	288.5	275.1	283.7	271.3	283.7
132.5°	260.8	269.4	260.8	271.2	256.0	258.9
135°	248.4	255.1	248.4	258.9	245.5	243.6
137.5°	237.9	243.7	237.9	249.3	238.8	235.0
140°	229.3	234.1	229.3	240.7	232.1	230.2
142.5°	219.7	223.5	219.7	233.0	227.4	225.4
145°	214.0	216.9	214.0	227.4	223.5	223.5
147.5°	209.1	211.0	209.1	220.6	218.7	218.7
150°	204.3	206.2	204.3	214.8	213.0	213.9
152.5°	198.6	201.4	198.6	208.1	206.3	207.2
155°	195.7	198.5	195.7	203.3	201.4	202.4
157.5°	194.6	197.4	194.6	200.4	199.5	199.5
160°	194.6	196.5	194.6	199.4	198.5	198.5
162.5°	193.6	195.5	193.6	199.3	198.4	198.4
165°	194.5	195.4	194.5	198.4	198.4	198.3
167.5°	194.5	195.4	194.5	199.2	199.2	199.2
170°	195.4	196.3	195.4	199.2	199.2	198.3
172.5°	197.3	198.2	197.3	202.0	201.1	201.1
175°	198.2	199.1	198.2	202.0	202.0	202.9
177.5°	200.0	201.0	200.0	202.0	202.0	201.9
180°	203.8	203.8	203.8	203.8	203.8	203.8



TEST NUMBER: CATALOG  
 CATALOG NUMBER: EHBR1-60-UNV-TASM-L950-UPL18

**CIE UGR TABLE:**

Reflectances:											
Ceiling		0.7	0.7	0.5	0.5	0.3	0.7	0.7	0.5	0.5	0.3
Wall		0.5	0.3	0.5	0.3	0.3	0.5	0.3	0.5	0.3	0.3
Reference plane		0.2	0.2	0.2	0.2	0.2	0.2	0.2	0.2	0.2	0.2
Room dimensions		Viewed crosswise					Viewed endwise				
X=2H	Y=2H	19.85	21.00	20.27	21.38	21.78	19.17	20.32	19.59	20.70	21.10
	3H	21.40	22.43	21.83	22.82	23.27	21.01	22.04	21.45	22.44	22.89
	4H	22.03	22.99	22.49	23.41	23.87	21.80	22.76	22.26	23.18	23.64
	6H	22.52	23.40	22.99	23.83	24.31	22.44	23.33	22.91	23.76	24.23
	8H	22.67	23.50	23.16	23.96	24.44	22.67	23.50	23.15	23.95	24.44
	12H	22.74	23.54	23.23	23.99	24.49	22.79	23.59	23.28	24.04	24.54
4H	2H	20.26	21.23	20.73	21.64	22.10	19.74	20.70	20.20	21.12	21.58
	3H	22.06	22.86	22.53	23.32	23.80	21.80	22.60	22.27	23.06	23.54
	4H	22.84	23.55	23.33	24.03	24.55	22.71	23.42	23.20	23.90	24.42
	6H	23.46	24.07	23.97	24.58	25.12	23.48	24.10	24.00	24.60	25.14
	8H	23.65	24.23	24.18	24.73	25.28	23.75	24.33	24.28	24.83	25.38
	12H	23.76	24.26	24.30	24.80	25.35	23.92	24.43	24.47	24.97	25.52
8H	4H	23.09	23.66	23.61	24.17	24.71	22.99	23.57	23.52	24.07	24.62
	6H	23.83	24.30	24.39	24.85	25.41	23.90	24.36	24.45	24.92	25.47
	8H	24.10	24.52	24.68	25.09	25.65	24.25	24.67	24.83	25.24	25.80
	12H	24.28	24.64	24.85	25.19	25.83	24.50	24.86	25.07	25.41	26.06
12H	4H	23.10	23.61	23.64	24.15	24.69	23.01	23.51	23.55	24.05	24.60
	6H	23.87	24.29	24.45	24.86	25.43	23.94	24.36	24.52	24.93	25.49
	8H	24.19	24.56	24.76	25.11	25.75	24.35	24.71	24.92	25.26	25.90

LM-79-2019: Approved Method: Electrical and Photometric Measurements of Solid-State Lighting Products

Report Prepared for

Cooper Lighting Solutions

Metalux

Report Number: SP1-2506-472-8

Test Date: 08/04/2025

Luminaire Tested: EHBR-60-L950-N

Data in this report applies to families of products including EHBR-60-L950-N

**Test Information**

Test Method: LM-79-2019  
 Report Number: SP1-2506-472-8  
 Test Lab: COOPER LIGHTING SOLUTIONS  
 Photometer: SP1 - 76IN SPHERE  
 Measurement Geometry: 4π  
 Issue Date: 08/05/2025  
 Manufacturer: COOPER LIGHTING SOLUTIONS  
 Product Line: Metalux  
 Catalog Number: **EHBR-60-L950-N**  
 Description: Elevate Round Highbay at, 60000 lumens, 5000K 90CRI LEDs with N lens

**Spectral Parameters**

CCT (K): 4901  
 CIE u': 0.2131  
 CIE v': 0.4853  
 Duv: -0.0008  
 CIE x: 0.3477  
 CIE y: 0.3520  
 CIE z: 0.3003  
 Peak Wavelength (nm): 630  
 Dominant Wavelength (nm): 574  
 Purity: 9.953987  
 Rf: 90.7  
 Rg: 100.5

CRI (Ra):	94.3		
R1:	95.8	R9:	72.3
R2:	96.5	R10:	89.1
R3:	94.4	R11:	94.9
R4:	95.3	R12:	68.4
R5:	94.1	R13:	96.4
R6:	92.5	R14:	96.4
R7:	95.5	R15:	93.9
R8:	90.1		



**Test Conditions**

Stabilization Time: 35M  
 Operation Time: 1H 35M  
 Sphere Temperature (°C): 25.0

REPORT NUMBER: SP1-2506-472-8

Measurement and Test Equipment			
Instrument	Identification Number	Calibration Date	Calibration Due Date
Photometer	76INCH SPHERE IN0058	6/16/2025	12/16/2025
Power Meter	XITRON INXT2011004	1/21/2025	1/21/2026
AC Power Source	CHROMA 61603 IN0063	10/22/2024	10/22/2025
DC Power Source	AGILENT E3634A IN0208	10/22/2024	10/22/2025
Sphere Thermometer	ONSET IN0085	10/22/2024	10/22/2025
Room Thermometer	ONSET IN0046	10/22/2024	10/22/2025

REPORT NUMBER: SP1-2506-472-8

**CIE 1931 Chromaticity Diagram**



**CIE 1931 Chromaticity Diagram with 2017 ANSI 7-Step and 4-Step Quadrangles**

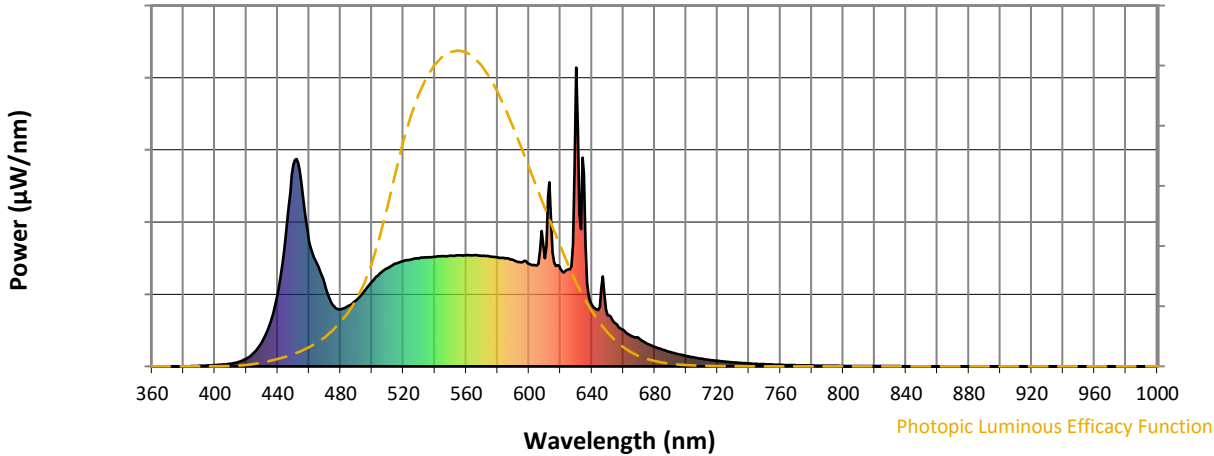


CCT = 4901K  
 CIE x = 0.3477  
 CIE y = 0.3520  
 Duv = -0.0008

Point lies inside the ANSI 5000K 4-step quadrangle

REPORT NUMBER: SP1-2506-472-8

**Photopic Flux vs. Wavelength**



**Photopic Lumens: NR**

λ (nm)	Power W <sup>^</sup> /nm	Lumens (φ/nm)	λ (nm)	Power W <sup>^</sup> /nm	Lumens (φ/nm)	λ (nm)	Power W <sup>^</sup> /nm	Lumens (φ/nm)	λ (nm)	Power W <sup>^</sup> /nm	Lumens (φ/nm)	λ (nm)	Power W <sup>^</sup> /nm	Lumens (φ/nm)
360	0	NR	490	221	NR	620	326	NR	750	7	NR	880	0	NR
365	0	NR	495	250	NR	625	325	NR	755	6	NR	885	0	NR
370	0	NR	500	284	NR	630	1000	NR	760	5	NR	890	0	NR
375	0	NR	505	311	NR	635	643	NR	765	4	NR	895	0	NR
380	0	NR	510	329	NR	640	206	NR	770	4	NR	900	0	NR
385	1	NR	515	344	NR	645	199	NR	775	3	NR	905	0	NR
390	2	NR	520	353	NR	650	172	NR	780	3	NR	910	0	NR
395	3	NR	525	357	NR	655	143	NR	785	2	NR	915	0	NR
400	5	NR	530	362	NR	660	122	NR	790	2	NR	920	0	NR
405	6	NR	535	365	NR	665	102	NR	795	2	NR	925	0	NR
410	9	NR	540	367	NR	670	94	NR	800	2	NR	930	0	NR
415	15	NR	545	369	NR	675	76	NR	805	1	NR	935	0	NR
420	26	NR	550	370	NR	680	65	NR	810	1	NR	940	0	NR
425	47	NR	555	372	NR	685	56	NR	815	1	NR	945	0	NR
430	81	NR	560	372	NR	690	48	NR	820	1	NR	950	0	NR
435	143	NR	565	371	NR	695	41	NR	825	1	NR	955	0	NR
440	243	NR	570	370	NR	700	35	NR	830	1	NR	960	0	NR
445	434	NR	575	367	NR	705	30	NR	835	1	NR	965	0	NR
450	675	NR	580	365	NR	710	25	NR	840	1	NR	970	0	NR
455	615	NR	585	361	NR	715	22	NR	845	0	NR	975	0	NR
460	418	NR	590	356	NR	720	19	NR	850	0	NR	980	0	NR
465	344	NR	595	348	NR	725	16	NR	855	0	NR	985	0	NR
470	272	NR	600	343	NR	730	13	NR	860	0	NR	990	0	NR
475	206	NR	605	337	NR	735	11	NR	865	0	NR	995	0	NR
480	190	NR	610	362	NR	740	10	NR	870	0	NR	1000	0	NR
485	202	NR	615	381	NR	745	8	NR	875	0	NR			

REPORT NUMBER: SP1-2506-472-8

**Scotopic Flux vs. Wavelength**



**Scotopic Lumens: NR**

**S/P: 2.04**

$\lambda$ (nm)	Power W <sup>^</sup> /nm	Lumens ( $\phi$ /nm)	$\lambda$ (nm)	Power W <sup>^</sup> /nm	Lumens ( $\phi$ /nm)	$\lambda$ (nm)	Power W <sup>^</sup> /nm	Lumens ( $\phi$ /nm)	$\lambda$ (nm)	Power W <sup>^</sup> /nm	Lumens ( $\phi$ /nm)	$\lambda$ (nm)	Power W <sup>^</sup> /nm	Lumens ( $\phi$ /nm)
360	0	NR	490	221	NR	620	326	NR	750	7	NR	880	0	NR
365	0	NR	495	250	NR	625	325	NR	755	6	NR	885	0	NR
370	0	NR	500	284	NR	630	1000	NR	760	5	NR	890	0	NR
375	0	NR	505	311	NR	635	643	NR	765	4	NR	895	0	NR
380	0	NR	510	329	NR	640	206	NR	770	4	NR	900	0	NR
385	1	NR	515	344	NR	645	199	NR	775	3	NR	905	0	NR
390	2	NR	520	353	NR	650	172	NR	780	3	NR	910	0	NR
395	3	NR	525	357	NR	655	143	NR	785	2	NR	915	0	NR
400	5	NR	530	362	NR	660	122	NR	790	2	NR	920	0	NR
405	6	NR	535	365	NR	665	102	NR	795	2	NR	925	0	NR
410	9	NR	540	367	NR	670	94	NR	800	2	NR	930	0	NR
415	15	NR	545	369	NR	675	76	NR	805	1	NR	935	0	NR
420	26	NR	550	370	NR	680	65	NR	810	1	NR	940	0	NR
425	47	NR	555	372	NR	685	56	NR	815	1	NR	945	0	NR
430	81	NR	560	372	NR	690	48	NR	820	1	NR	950	0	NR
435	143	NR	565	371	NR	695	41	NR	825	1	NR	955	0	NR
440	243	NR	570	370	NR	700	35	NR	830	1	NR	960	0	NR
445	434	NR	575	367	NR	705	30	NR	835	1	NR	965	0	NR
450	675	NR	580	365	NR	710	25	NR	840	1	NR	970	0	NR
455	615	NR	585	361	NR	715	22	NR	845	0	NR	975	0	NR
460	418	NR	590	356	NR	720	19	NR	850	0	NR	980	0	NR
465	344	NR	595	348	NR	725	16	NR	855	0	NR	985	0	NR
470	272	NR	600	343	NR	730	13	NR	860	0	NR	990	0	NR
475	206	NR	605	337	NR	735	11	NR	865	0	NR	995	0	NR
480	190	NR	610	362	NR	740	10	NR	870	0	NR	1000	0	NR
485	202	NR	615	381	NR	745	8	NR	875	0	NR			

REPORT NUMBER: SP1-2506-472-8

Melanopic Flux vs. Wavelength



Melanopic Lumens: NR

M/P: 4.41

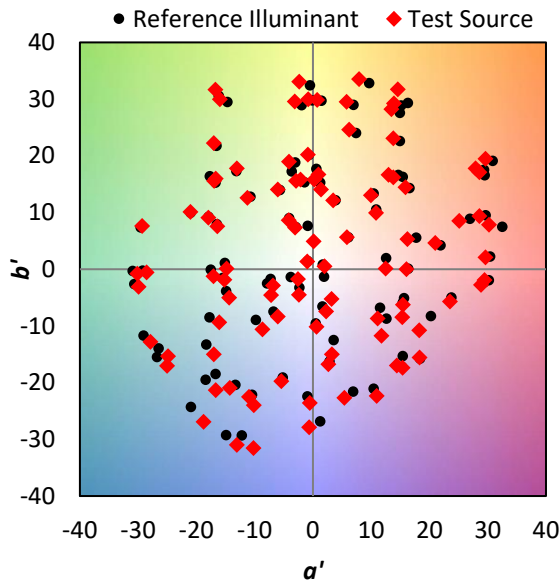
λ (nm)	Power W <sup>^</sup> /nm	Lumens (φ/nm)	λ (nm)	Power W <sup>^</sup> /nm	Lumens (φ/nm)	λ (nm)	Power W <sup>^</sup> /nm	Lumens (φ/nm)	λ (nm)	Power W <sup>^</sup> /nm	Lumens (φ/nm)	λ (nm)	Power W <sup>^</sup> /nm	Lumens (φ/nm)
360	0	NR	490	221	NR	620	326	NR	750	7	NR	880	0	NR
365	0	NR	495	250	NR	625	325	NR	755	6	NR	885	0	NR
370	0	NR	500	284	NR	630	1000	NR	760	5	NR	890	0	NR
375	0	NR	505	311	NR	635	643	NR	765	4	NR	895	0	NR
380	0	NR	510	329	NR	640	206	NR	770	4	NR	900	0	NR
385	1	NR	515	344	NR	645	199	NR	775	3	NR	905	0	NR
390	2	NR	520	353	NR	650	172	NR	780	3	NR	910	0	NR
395	3	NR	525	357	NR	655	143	NR	785	2	NR	915	0	NR
400	5	NR	530	362	NR	660	122	NR	790	2	NR	920	0	NR
405	6	NR	535	365	NR	665	102	NR	795	2	NR	925	0	NR
410	9	NR	540	367	NR	670	94	NR	800	2	NR	930	0	NR
415	15	NR	545	369	NR	675	76	NR	805	1	NR	935	0	NR
420	26	NR	550	370	NR	680	65	NR	810	1	NR	940	0	NR
425	47	NR	555	372	NR	685	56	NR	815	1	NR	945	0	NR
430	81	NR	560	372	NR	690	48	NR	820	1	NR	950	0	NR
435	143	NR	565	371	NR	695	41	NR	825	1	NR	955	0	NR
440	243	NR	570	370	NR	700	35	NR	830	1	NR	960	0	NR
445	434	NR	575	367	NR	705	30	NR	835	1	NR	965	0	NR
450	675	NR	580	365	NR	710	25	NR	840	1	NR	970	0	NR
455	615	NR	585	361	NR	715	22	NR	845	0	NR	975	0	NR
460	418	NR	590	356	NR	720	19	NR	850	0	NR	980	0	NR
465	344	NR	595	348	NR	725	16	NR	855	0	NR	985	0	NR
470	272	NR	600	343	NR	730	13	NR	860	0	NR	990	0	NR
475	206	NR	605	337	NR	735	11	NR	865	0	NR	995	0	NR
480	190	NR	610	362	NR	740	10	NR	870	0	NR	1000	0	NR
485	202	NR	615	381	NR	745	8	NR	875	0	NR			

**Summary**

$R_f = 90.7$   
 $R_g = 100.5$   
 $CIE R_a = 94.3$   
 $R_9 = 72.3$

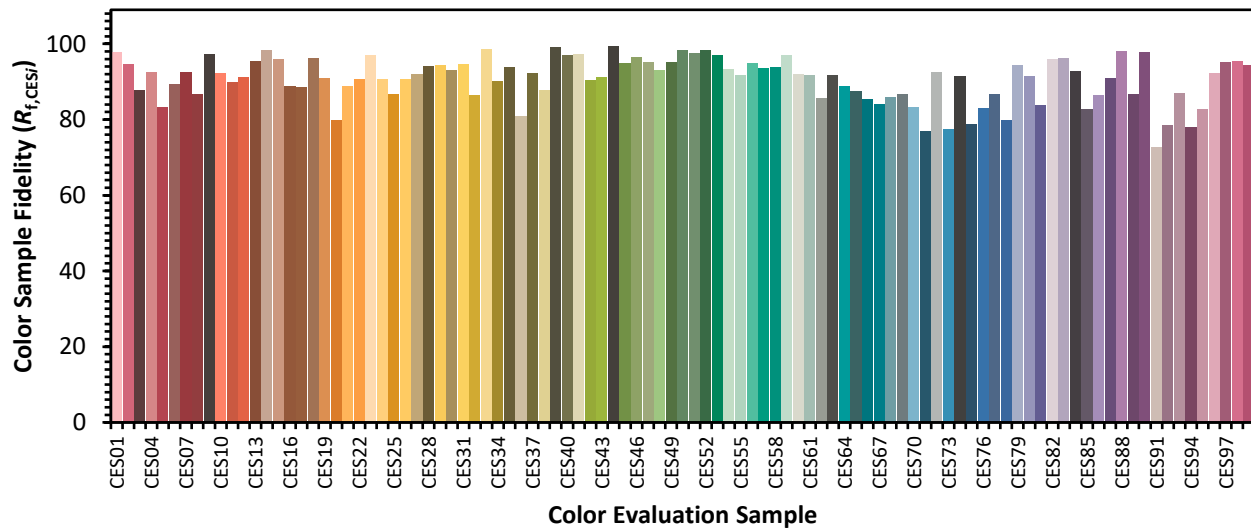


**Color Vector Graphics**

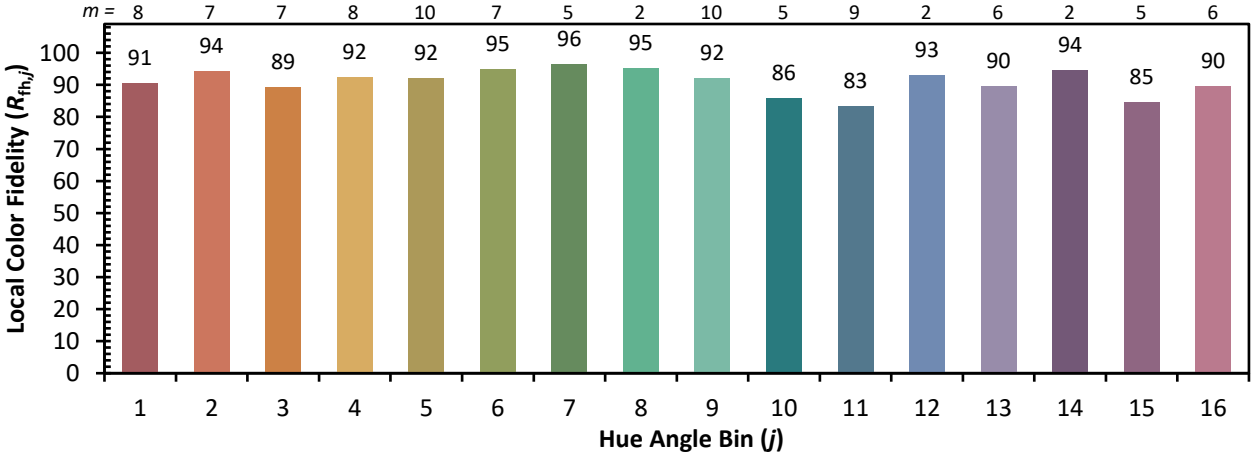


**Individual Sample Fidelity Index ( $R_{f,i}$ )**

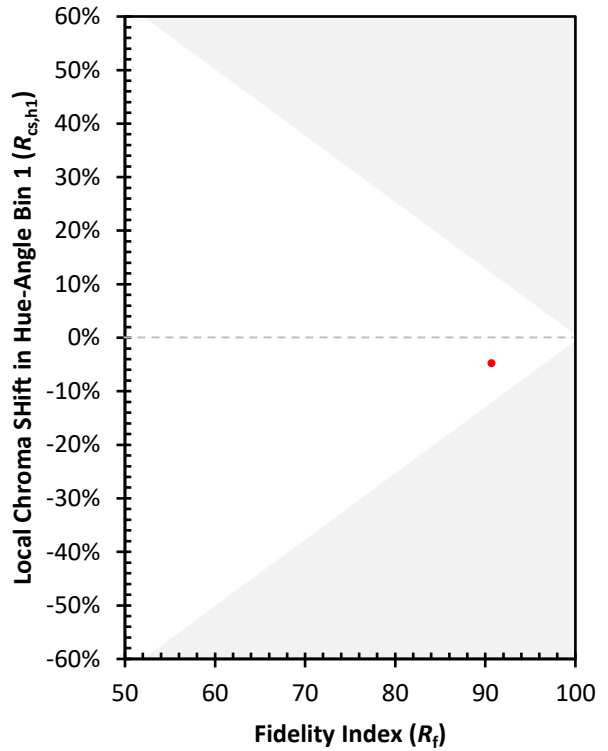
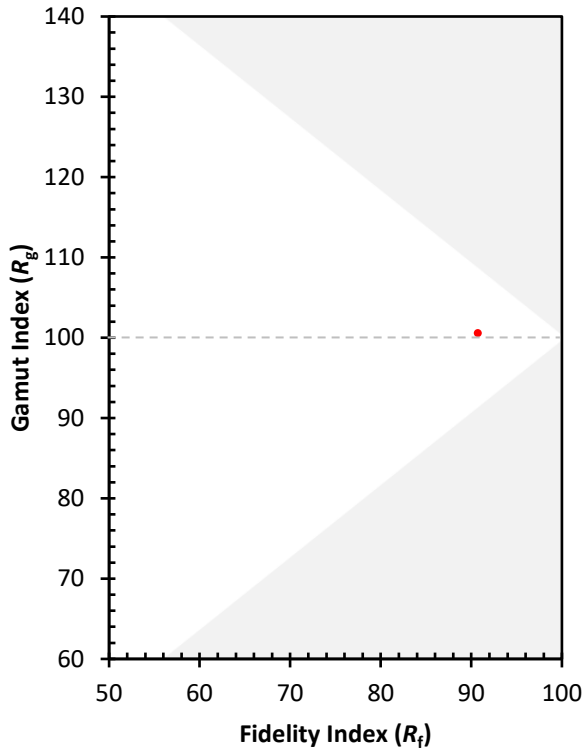
CES01 = 85	CES26 = 91	CES51 = 98	CES76 = 83
CES02 = 61	CES27 = 92	CES52 = 98	CES77 = 87
CES03 = 31	CES28 = 94	CES53 = 97	CES78 = 80
CES04 = 69	CES29 = 94	CES54 = 93	CES79 = 94
CES05 = 48	CES30 = 93	CES55 = 92	CES80 = 91
CES06 = 50	CES31 = 95	CES56 = 95	CES81 = 84
CES07 = 41	CES32 = 86	CES57 = 94	CES82 = 96
CES08 = 40	CES33 = 99	CES58 = 94	CES83 = 96
CES09 = 29	CES34 = 90	CES59 = 97	CES84 = 93
CES10 = 73	CES35 = 94	CES60 = 92	CES85 = 83
CES11 = 56	CES36 = 81	CES61 = 92	CES86 = 86
CES12 = 62	CES37 = 92	CES62 = 86	CES87 = 91
CES13 = 43	CES38 = 88	CES63 = 92	CES88 = 98
CES14 = 74	CES39 = 99	CES64 = 89	CES89 = 87
CES15 = 71	CES40 = 97	CES65 = 88	CES90 = 98
CES16 = 47	CES41 = 97	CES66 = 85	CES91 = 73
CES17 = 48	CES42 = 90	CES67 = 84	CES92 = 79
CES18 = 56	CES43 = 91	CES68 = 86	CES93 = 87
CES19 = 70	CES44 = 99	CES69 = 87	CES94 = 78
CES20 = 65	CES45 = 95	CES70 = 83	CES95 = 83
CES21 = 85	CES46 = 97	CES71 = 77	CES96 = 92
CES22 = 77	CES47 = 95	CES72 = 92	CES97 = 95
CES23 = 91	CES48 = 93	CES73 = 77	CES98 = 95
CES24 = 90	CES49 = 95	CES74 = 92	CES99 = 94
CES25 = 70	CES50 = 98	CES75 = 79	



Color Rendition by Hue-Angle Bin



Measure Comparisons



(END OF REPORT)