

Cooper Lighting Solutions Photometric Lab  
1121 Highway 74 South  
Peachtree City, GA 30269



Scaled data based on original data using  
LM-79-2019 Approved Method: Electrical and Photometric Measurements of Solid-  
State Lighting Products

Test Report Prepared for  
Cooper Lighting Solutions

Brand: METALUX

Report Number:

Luminaire Tested: EHBR1-42-UNV-TASM-L950-UPL24

Issue Date: 3/20/2026

**Test Information**

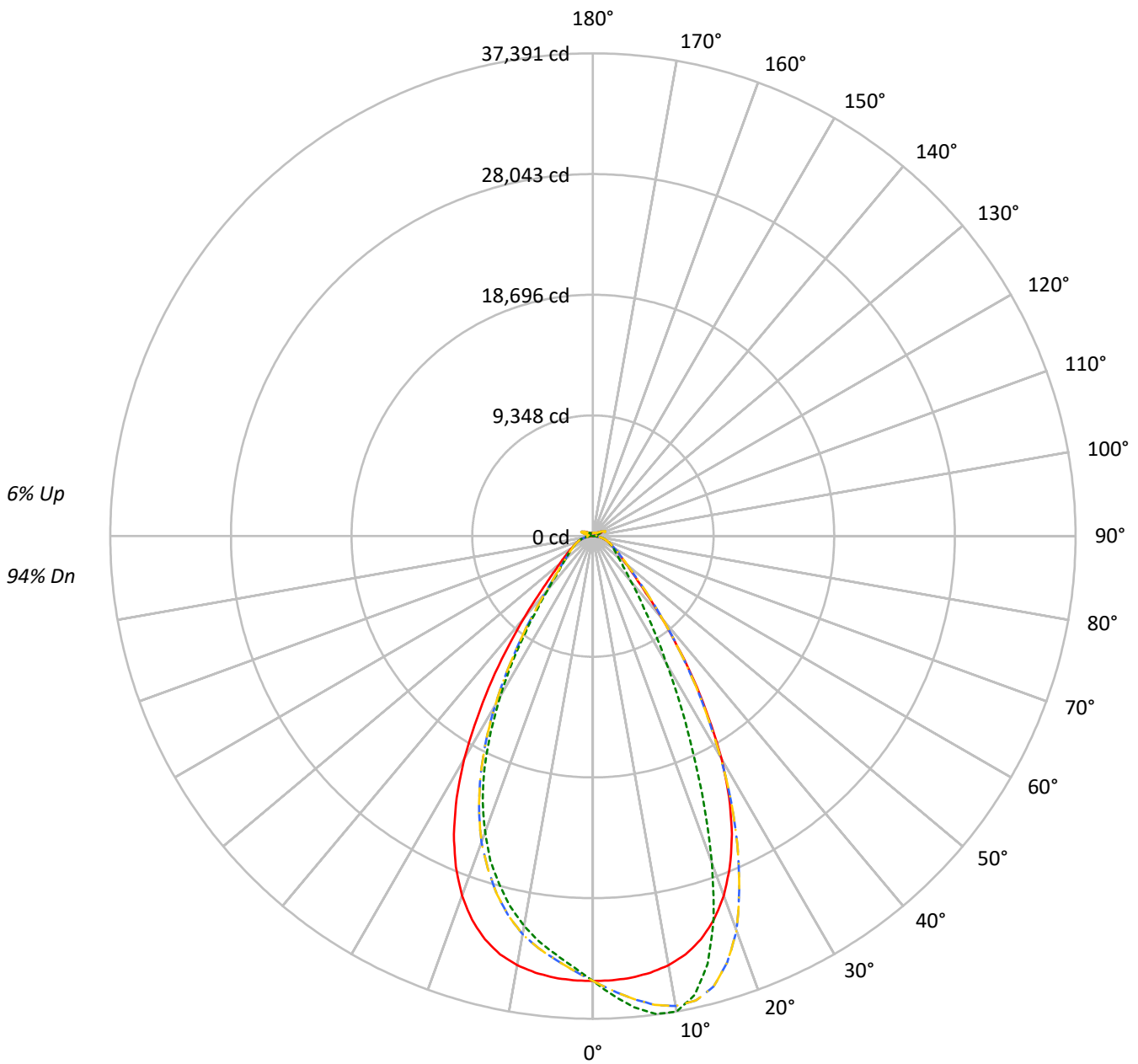
Test Method: LM-79-2019  
Report Number: REPORT IS A COMBINATION OF REPORTS P1431907 AND P1431635  
Test Lab: INNOVATION CENTER  
Issue Date: 3/20/2026  
Manufacturer: COOPER LIGHTING SOLUTIONS  
Product Line: METALUX  
Catalog Number: EHBR1-42-UNV-TASM-L950-UPL24  
Description: Elevate Round Highbay at, 42000 lumens, 5000K 90CRI LEDs with TASM lens  
Light Source: -  
Ballast/Driver: -

**Summary**

Lumens per Lamp: N/A  
Luminaire Lumens: 40791.0 lumens  
Efficiency: N/A  
Efficacy: 169.3 lumens/watt  
Spacing Criteria (0/90/45): 0.99 / 0.84 / 0.9  
Luminous Opening: Vertical Cylinder (Dia: 1.71' x H: 0.1')  
CIE Type: Direct  
  
Input Watts (W): 240.9  
Input Voltage (V): NR  
Input Current (Ain): NR  
Voltage Rise (V): NR  
Power Factor: NR  
Total Harmonic Distortion (THDi): NR  
Frequency (hertz): 60  
Stabilization Time: NR  
Operation Time: NR  
Ambient Temperature (°C): NR  
Test Distance: 24 FT

TEST NUMBER:  
CATALOG NUMBER: EHBR1-42-UNV-TASM-L950-UPL24

### Luminous Intensity Polar Plot



— 0°-180°    - - 45°-225°    - · - 90°-270°    - · - 135°-315°



TEST NUMBER:

CATALOG NUMBER: EHBR1-42-UNV-TASM-L950-UPL24

**COEFFICIENT OF UTILIZATION - ZONAL CAVITY METHOD:**

RF	20				20				20				20				20				20
RC	80				70				50				30				10				0
RW	70	50	30	10	70	50	30	10	50	30	10	50	30	10	50	30	10	50	30	10	0
RCR																					
0	118	118	118	118	114	114	114	114	108	108	108	102	102	102	97	97	97	97	97	97	94
1	111	107	104	101	107	104	102	99	99	97	95	94	93	91	90	89	87	87	87	87	85
2	104	98	93	88	101	95	91	87	91	87	84	87	84	82	84	81	79	79	79	79	77
3	97	89	83	79	94	87	82	78	84	79	76	81	77	74	78	75	72	72	72	72	70
4	91	82	76	71	89	81	75	70	78	73	68	75	71	67	72	69	66	66	66	66	64
5	86	76	69	64	84	75	68	64	72	67	62	70	65	61	68	64	60	60	60	60	59
6	81	71	64	59	79	69	63	58	67	62	57	65	60	57	63	59	56	56	56	56	54
7	76	66	59	54	75	65	58	54	63	57	53	61	56	52	60	55	52	52	52	52	50
8	72	61	55	50	71	61	54	50	59	53	49	57	52	49	56	52	48	48	48	48	47
9	68	58	51	47	67	57	51	46	55	50	46	54	49	45	53	48	45	45	45	45	43
10	65	54	48	44	64	54	47	43	52	47	43	51	46	43	50	45	42	42	42	42	41

**AVERAGE LUMINANCE (cd/sqm):**

	0°	90°	180°	270°
0°	161823	161823	161823	161823
5°	160838	171584	160838	152491
10°	158860	175989	158860	144320
15°	154170	163548	154170	133313
20°	144187	131144	144187	118744
25°	127617	90864	127617	99512
30°	103621	59113	103621	74456
35°	74320	38283	74320	49566
40°	48050	26387	48050	31259
45°	30488	20439	30488	22273
50°	22641	17368	22641	18553
55°	18485	15822	18485	16376
60°	16007	15072	16007	15163
65°	14591	14536	14591	14473
70°	13830	14242	13830	14058
75°	12934	13778	12934	13365
80°	11362	13008	11362	12160
85°	7349	9287	7349	8857

**MAXIMUM LUMINANCE 45°-90°:**

Horizontal Angle: 22.5°

Vertical Angle: 45°

Luminance: 42864 cd/sqm



TEST NUMBER:

CATALOG NUMBER: EHBR1-42-UNV-TASM-L950-UPL24

**ZONAL LUMENS:**

Zone	Lumens	% Fixture
0°-10°	3276.5	8.0
10°-20°	8914.0	21.9
20°-30°	10454.3	25.6
30°-40°	7270.3	17.8
40°-50°	3613.0	8.9
50°-60°	2160.9	5.3
60°-70°	1521.0	3.7
70°-80°	979.8	2.4
80°-90°	315.2	0.8
90°-100°	61.3	0.2
100°-110°	396.2	1.0
110°-120°	731.2	1.8
120°-130°	435.2	1.1
130°-140°	264.1	0.6
140°-150°	183.5	0.4
150°-160°	120.7	0.3
160°-170°	70.2	0.2
170°-180°	23.5	0.1
0°-30°	22644.8	55.5
0°-40°	29915.1	73.3
0°-60°	35689.0	87.5
0°-90°	38504.9	94.4
90°-120°	1188.8	2.9
90°-150°	2071.6	5.1
90°-180°	2286.0	5.6
0°-180°	40791.0	100.0

**CANDELA DISTRIBUTION:**

	0°	90°	180°	270°	360°	Flux
0°	34459	34459	34459	34459	34459	
5°	34341	36636	34341	32559	34341	3259
15°	32344	34312	32344	27968	32344	9039
25°	25485	18145	25485	19872	25485	11538
35°	13640	7026	13640	9097	13640	8515
45°	4933	3307	4933	3604	4933	4036
55°	2498	2138	2498	2213	2498	2284
65°	1523	1517	1523	1511	1523	1530
75°	911	971	911	942	911	956
85°	253	319	253	304	253	281
90°	17	22	17	17	17	20
95°	33	33	33	28	33	35
105°	182	95	182	138	182	245
115°	778	666	778	632	778	709
125°	499	524	499	457	499	459
135°	317	366	317	334	317	251
145°	288	301	288	280	288	180
155°	258	269	258	251	258	120
165°	246	255	246	242	246	70
175°	247	254	247	243	247	23
180°	247	247	247	247	247	



TEST NUMBER:

CATALOG NUMBER: EHBR1-42-UNV-TASM-L950-UPL24

**CANDELA DISTRIBUTION (FULL):**

	0°	22.5°	45°	67.5°	90°	112.5°	135°	157.5°	180°	202.5°	225°
0°	34459.0	34459.0	34459.0	34459.0	34459.0	34459.0	34459.0	34459.0	34459.0	34459.0	34459.0
2.5°	34438.9	34884.1	35244.6	35482.5	35600.0	35482.5	35244.6	34884.1	34438.9	33996.3	33692.0
5°	34341.4	35233.0	35988.4	36482.7	36635.9	36482.7	35988.4	35233.0	34341.4	33498.7	32939.9
7.5°	34108.1	35497.4	36619.7	37196.7	37337.6	37196.7	36619.7	35497.4	34108.1	32915.3	32209.0
10°	33752.0	35664.0	36960.9	37374.4	37391.2	37374.4	36960.9	35664.0	33752.0	32145.0	31312.2
12.5°	33184.0	35604.6	36846.5	36710.8	36402.6	36710.8	36846.5	35604.6	33184.0	31204.3	30153.6
15°	32344.0	35252.4	36122.2	35017.8	34311.6	35017.8	36122.2	35252.4	32344.0	29933.9	28715.3
17.5°	31160.3	34593.3	34610.1	32425.5	31093.1	32425.5	34610.1	34593.3	31160.3	28380.5	27038.5
20°	29634.7	33536.3	32528.2	28532.3	26953.8	28532.3	32528.2	33536.3	29634.7	26544.1	25227.3
22.5°	27722.1	32110.8	29628.9	24616.0	22462.4	24616.0	29628.9	32110.8	27722.1	24408.6	23038.1
25°	25485.1	30364.3	26509.9	20348.8	18145.4	20348.8	26509.9	30364.3	25485.1	21864.0	20624.8
27.5°	22854.0	28150.5	23188.6	16628.3	14595.5	16628.3	23188.6	28150.5	22854.0	19236.7	17970.9
30°	19931.4	25312.6	19732.3	13242.4	11370.4	13242.4	19732.3	25312.6	19931.4	16285.1	15151.7
32.5°	16659.2	22530.9	16413.1	10610.6	9024.9	10610.6	16413.1	22530.9	16659.2	13468.5	12284.1
35°	13640.4	19050.6	13420.0	8337.4	7026.3	8337.4	13420.0	19050.6	13640.4	10809.6	9646.5
37.5°	10704.9	15762.4	10697.8	6713.6	5699.1	6713.6	10697.8	15762.4	10704.9	8403.9	7459.9
40°	8328.3	12324.8	8382.0	5359.2	4573.5	5359.2	8382.0	12324.8	8328.3	6394.3	5790.2
42.5°	6310.4	9424.2	6588.3	4398.4	3884.7	4398.4	6588.3	9424.2	6310.4	5038.1	4585.8
45°	4932.8	6935.2	5144.7	3710.9	3307.0	3710.9	5144.7	6935.2	4932.8	4057.3	3753.5
47.5°	4017.1	5359.9	4169.7	3183.0	2900.0	3183.0	4169.7	5359.9	4017.1	3431.8	3204.3
50°	3374.3	4112.8	3462.2	2778.5	2588.5	2778.5	3462.2	4112.8	3374.3	2938.7	2786.9
52.5°	2898.6	3354.2	2948.5	2476.1	2348.1	2476.1	2948.5	3354.2	2898.6	2571.0	2476.7
55°	2498.0	2819.9	2564.0	2226.6	2138.2	2226.6	2564.0	2819.9	2498.0	2288.0	2218.3
57.5°	2193.7	2392.1	2226.6	2014.0	1955.2	2014.0	2226.6	2392.1	2193.7	2036.1	1998.5
60°	1924.3	2071.6	1965.0	1828.6	1811.9	1828.6	1965.0	2071.6	1924.3	1831.8	1807.3
62.5°	1716.8	1809.9	1737.5	1661.9	1647.0	1661.9	1737.5	1809.9	1716.8	1645.7	1650.3
65°	1523.0	1609.6	1552.7	1512.0	1517.2	1512.0	1609.6	1523.0	1490.0	1490.0	1497.2
67.5°	1373.0	1418.3	1393.8	1370.5	1376.3	1370.5	1393.8	1418.3	1373.0	1340.8	1351.8
70°	1213.5	1261.9	1236.7	1240.0	1249.7	1240.0	1236.7	1261.9	1213.5	1203.8	1212.2
72.5°	1061.0	1098.5	1090.0	1097.8	1108.2	1097.8	1090.0	1098.5	1061.0	1059.7	1060.3
75°	911.1	939.5	943.4	954.4	970.6	954.4	943.4	939.5	911.1	901.4	913.0
77.5°	747.6	779.9	792.2	807.0	831.0	807.0	792.2	779.9	747.6	754.1	759.9
80°	597.7	612.6	639.7	650.7	684.3	650.7	639.7	612.6	597.7	586.7	595.1
82.5°	437.4	451.0	474.3	494.9	514.4	494.9	474.3	451.0	437.4	432.3	433.0
85°	252.6	273.3	288.9	313.4	319.2	313.4	288.9	273.3	252.6	258.5	252.6
87.5°	88.5	95.0	108.5	118.3	118.9	118.3	108.5	95.0	88.5	90.5	82.0
90°	17.0	28.9	49.7	29.0	21.6	29.0	49.7	28.9	17.0	29.5	45.9
92.5°	22.0	38.9	69.8	37.8	27.8	37.8	69.8	38.9	22.0	38.3	73.5
95°	32.7	47.8	88.6	41.5	32.8	41.5	88.6	47.8	32.7	50.9	102.4
97.5°	50.3	59.1	99.9	44.1	39.1	44.1	99.9	59.1	50.3	62.2	117.4
100°	66.6	66.6	181.5	50.4	44.1	50.4	181.5	66.6	66.6	76.7	182.8
102.5°	100.5	130.1	419.5	98.8	53.0	98.8	419.5	130.1	100.5	143.2	387.4
105°	182.1	295.8	737.3	250.7	95.0	250.7	737.3	295.8	182.1	298.9	690.1
107.5°	344.1	550.7	949.5	491.8	216.9	491.8	949.5	550.7	344.1	528.8	910.4
110°	550.0	769.2	1036.1	672.6	435.3	672.6	1036.1	769.2	550.0	725.9	954.4



TEST NUMBER:

CATALOG NUMBER: EHBR1-42-UNV-TASM-L950-UPL24

**CANDELA DISTRIBUTION (continued):**

	0°	22.5°	45°	67.5°	90°	112.5°	135°	157.5°	180°	202.5°	225°
112.5°	715.8	857.1	1012.3	745.4	601.0	745.4	1012.3	857.1	715.8	801.2	914.2
115°	778.0	844.6	904.2	742.9	666.4	742.9	904.2	844.6	778.0	782.4	816.3
117.5°	751.7	773.0	781.2	697.8	670.2	697.8	781.2	773.0	751.7	703.9	693.2
120°	678.8	670.0	658.7	631.1	632.4	631.1	658.7	670.0	678.8	614.8	578.9
122.5°	587.8	569.0	557.0	564.0	581.0	564.0	557.0	569.0	587.8	523.7	496.7
125°	498.7	479.8	486.1	506.3	523.8	506.3	486.1	479.8	498.7	445.3	438.4
127.5°	424.0	415.1	434.6	457.3	472.4	457.3	434.6	415.1	424.0	390.0	396.9
130°	370.6	372.5	398.2	417.7	427.2	417.7	398.2	372.5	370.6	354.3	371.2
132.5°	337.4	346.7	371.3	388.3	393.9	388.3	371.3	346.7	337.4	333.0	353.6
135°	316.6	330.4	353.1	363.7	366.3	363.7	353.1	330.4	316.6	318.5	337.4
137.5°	304.7	318.5	335.5	344.3	342.5	344.3	335.5	318.5	304.7	309.1	323.5
140°	297.9	311.6	319.2	329.3	327.9	329.3	319.2	311.6	297.9	300.4	311.6
142.5°	291.0	303.4	307.3	314.8	312.8	314.8	307.3	303.4	291.0	293.5	301.0
145°	287.7	297.2	294.1	303.5	300.9	303.5	294.1	297.2	287.7	288.5	292.8
147.5°	281.4	288.5	284.7	292.8	290.3	292.8	284.7	288.5	281.4	281.4	283.4
150°	274.6	279.6	273.9	283.4	283.4	273.9	279.6	274.6	274.6	273.3	275.2
152.5°	265.2	270.2	265.2	275.9	275.3	275.9	265.2	270.2	265.2	264.0	265.8
155°	257.7	260.2	257.7	268.4	269.1	268.4	257.7	260.2	257.7	257.1	258.4
157.5°	252.7	254.7	253.4	262.8	263.5	262.8	253.4	254.7	252.7	252.7	253.4
160°	249.0	251.5	251.0	259.1	259.8	259.1	251.0	251.5	249.0	249.7	250.3
162.5°	247.8	247.8	247.9	256.1	257.4	256.1	247.9	247.8	247.8	247.8	249.1
165°	246.0	247.2	246.0	252.3	254.9	252.3	246.0	247.2	246.0	246.6	246.6
167.5°	246.0	244.8	246.1	251.7	254.3	251.7	246.1	244.8	246.0	246.7	246.7
170°	244.2	244.8	244.9	250.5	253.1	250.5	244.9	244.8	244.2	245.5	246.0
172.5°	246.1	246.1	245.5	249.9	253.7	249.9	245.5	246.1	246.1	246.8	248.0
175°	247.3	246.8	246.8	250.0	253.8	250.0	246.8	246.8	247.3	246.7	246.7
177.5°	246.1	247.4	248.7	251.9	257.0	251.9	248.7	247.4	246.1	246.7	246.7
180°	247.4	247.4	247.4	247.4	247.4	247.4	247.4	247.4	247.4	247.4	247.4



TEST NUMBER:

CATALOG NUMBER: EHBR1-42-UNV-TASM-L950-UPL24

**CANDELA DISTRIBUTION (continued):**

	247.5°	270°	292.5°	315°	337.5°	360°
0°	34459.0	34459.0	34459.0	34459.0	34459.0	34459.0
2.5°	33458.0	33436.1	33458.0	33692.0	33996.3	34438.9
5°	32680.7	32559.2	32680.7	32939.9	33498.7	34341.4
7.5°	31775.4	31705.0	31775.4	32209.0	32915.3	34108.1
10°	30822.3	30662.8	30822.3	31312.2	32145.0	33752.0
12.5°	29647.7	29436.4	29647.7	30153.6	31204.3	33184.0
15°	28153.7	27968.3	28153.7	28715.3	29933.9	32344.0
17.5°	26550.6	26382.7	26550.6	27038.5	28380.5	31160.3
20°	24537.2	24405.4	24537.2	25227.3	26544.1	29634.7
22.5°	22424.9	22301.5	22424.9	23038.1	24408.6	27722.1
25°	19939.8	19872.5	19939.8	20624.8	21864.0	25485.1
27.5°	17254.4	17140.0	17254.4	17970.9	19236.7	22854.0
30°	14510.8	14321.5	14510.8	15151.7	16285.1	19931.4
32.5°	11827.2	11690.9	11827.2	12284.1	13468.5	16659.2
35°	9233.6	9097.2	9233.6	9646.5	10809.6	13640.4
37.5°	7195.0	6954.0	7195.0	7459.9	8403.9	10704.9
40°	5456.8	5418.0	5456.8	5790.2	6394.3	8328.3
42.5°	4442.4	4337.0	4442.4	4585.8	5038.1	6310.4
45°	3645.0	3603.7	3645.0	3753.5	4057.3	4932.8
47.5°	3134.6	3152.6	3134.6	3204.3	3431.8	4017.1
50°	2753.9	2765.0	2753.9	2786.9	2938.7	3374.3
52.5°	2473.5	2463.8	2473.5	2476.7	2571.0	2898.6
55°	2225.4	2213.1	2225.4	2218.3	2288.0	2498.0
57.5°	2008.3	2017.3	2008.3	1998.5	2036.1	2193.7
60°	1814.4	1822.8	1814.4	1807.3	1831.8	1924.3
62.5°	1650.9	1656.1	1650.9	1650.3	1645.7	1716.8
65°	1504.9	1510.7	1504.9	1497.2	1490.0	1523.0
67.5°	1365.3	1365.3	1365.3	1351.8	1340.8	1373.0
70°	1234.1	1233.5	1234.1	1212.2	1203.8	1213.5
72.5°	1076.5	1092.0	1076.5	1060.3	1059.7	1061.0
75°	923.4	941.5	923.4	913.0	901.4	911.1
77.5°	768.3	796.1	768.3	759.9	754.1	747.6
80°	609.3	639.7	609.3	595.1	586.7	597.7
82.5°	450.3	473.0	450.3	433.0	432.3	437.4
85°	268.1	304.4	268.1	252.6	258.5	252.6
87.5°	85.9	109.8	85.9	82.0	90.5	88.5
90°	27.0	17.0	27.0	45.9	29.5	17.0
92.5°	40.9	24.5	40.9	73.5	38.3	22.0
95°	47.1	28.2	47.1	102.4	50.9	32.7
97.5°	52.1	36.4	52.1	117.4	62.2	50.3
100°	60.9	47.8	60.9	182.8	76.7	66.6
102.5°	128.8	80.4	128.8	387.4	143.2	100.5
105°	270.7	138.2	270.7	690.1	298.9	182.1
107.5°	484.2	238.6	484.2	910.4	528.8	344.1
110°	642.3	444.6	642.3	954.4	725.9	550.0



TEST NUMBER:

CATALOG NUMBER: EHBR1-42-UNV-TASM-L950-UPL24

**CANDELA DISTRIBUTION (continued):**

	247.5°	270°	292.5°	315°	337.5°	360°
112.5°	690.1	600.3	690.1	914.2	801.2	715.8
115°	663.7	631.7	663.7	816.3	782.4	778.0
117.5°	606.0	610.3	606.0	693.2	703.9	751.7
120°	539.4	565.2	539.4	578.9	614.8	678.8
122.5°	478.5	508.6	478.5	496.7	523.7	587.8
125°	425.7	456.6	425.7	438.4	445.3	498.7
127.5°	389.3	410.1	389.3	396.9	390.0	424.0
130°	361.1	378.7	361.1	371.2	354.3	370.6
132.5°	341.6	353.0	341.6	353.6	333.0	337.4
135°	324.7	334.1	324.7	337.4	318.5	316.6
137.5°	310.3	318.4	310.3	323.5	309.1	304.7
140°	297.8	304.7	297.8	311.6	300.4	297.9
142.5°	284.6	289.7	284.6	301.0	293.5	291.0
145°	275.9	279.7	275.9	292.8	288.5	287.7
147.5°	268.3	270.8	268.3	283.4	281.4	281.4
150°	260.8	263.3	260.8	275.2	273.3	274.6
152.5°	252.7	255.9	252.7	265.8	264.0	265.2
155°	247.7	250.9	247.7	258.4	257.1	257.7
157.5°	245.2	247.8	245.2	253.4	252.7	252.7
160°	243.4	245.3	243.4	250.3	249.7	249.0
162.5°	240.9	242.9	240.9	249.1	247.8	247.8
165°	241.0	241.7	241.0	246.6	246.6	246.0
167.5°	240.4	241.7	240.4	246.7	246.7	246.0
170°	241.0	241.7	241.0	246.0	245.5	244.2
172.5°	242.3	243.0	242.3	248.0	246.8	246.1
175°	242.4	243.0	242.4	246.7	246.7	247.3
177.5°	244.2	244.8	244.2	246.7	246.7	246.1
180°	247.4	247.4	247.4	247.4	247.4	247.4



TEST NUMBER: CATALOG  
 CATALOG NUMBER: EHBR1-42-UNV-TASM-L950-UPL24

**CIE UGR TABLE:**

Reflectances:											
Ceiling		0.7	0.7	0.5	0.5	0.3	0.7	0.7	0.5	0.5	0.3
Wall		0.5	0.3	0.5	0.3	0.3	0.5	0.3	0.5	0.3	0.3
Reference plane		0.2	0.2	0.2	0.2	0.2	0.2	0.2	0.2	0.2	0.2
Room dimensions		Viewed crosswise					Viewed endwise				
X=2H	Y=2H	18.40	19.52	18.86	19.95	20.41	17.72	18.84	18.18	19.27	19.73
	3H	19.94	20.94	20.43	21.39	21.89	19.56	20.56	20.04	21.01	21.51
	4H	20.58	21.51	21.08	21.98	22.50	20.35	21.28	20.85	21.74	22.26
	6H	21.06	21.92	21.58	22.40	22.93	20.99	21.84	21.50	22.33	22.86
	8H	21.21	22.02	21.74	22.52	23.07	21.21	22.02	21.74	22.52	23.06
	12H	21.29	22.06	21.82	22.55	23.12	21.34	22.11	21.87	22.60	23.17
4H	2H	18.81	19.74	19.32	20.21	20.73	18.29	19.22	18.79	19.69	20.21
	3H	20.61	21.38	21.12	21.89	22.43	20.35	21.12	20.86	21.63	22.17
	4H	21.38	22.08	21.92	22.60	23.18	21.26	21.95	21.79	22.47	23.05
	6H	22.00	22.60	22.56	23.15	23.74	22.03	22.62	22.59	23.17	23.77
	8H	22.20	22.75	22.76	23.30	23.90	22.30	22.85	22.86	23.40	24.01
	12H	22.30	22.79	22.88	23.37	23.98	22.47	22.96	23.05	23.54	24.14
8H	4H	21.63	22.19	22.20	22.74	23.34	21.54	22.09	22.10	22.64	23.24
	6H	22.38	22.83	22.97	23.42	24.03	22.44	22.89	23.04	23.49	24.10
	8H	22.65	23.05	23.26	23.66	24.28	22.79	23.20	23.41	23.81	24.43
	12H	22.82	23.17	23.43	23.76	24.46	23.04	23.40	23.65	23.99	24.68
12H	4H	21.64	22.13	22.23	22.72	23.32	21.55	22.04	22.13	22.62	23.22
	6H	22.42	22.82	23.03	23.43	24.05	22.49	22.89	23.10	23.50	24.12
	8H	22.74	23.09	23.35	23.68	24.38	22.89	23.24	23.50	23.83	24.53

LM-79-2019: Approved Method: Electrical and Photometric Measurements of Solid-  
State Lighting Products

Report Prepared for

Cooper Lighting Solutions

Metalux

Report Number: SP1-2506-472-8

Test Date: 08/04/2025

Luminaire Tested: EHBR-60-L950-N

Data in this report applies to families of products including EHBR-60-L950-N

**Test Information**

Test Method: LM-79-2019  
 Report Number: SP1-2506-472-8  
 Test Lab: COOPER LIGHTING SOLUTIONS  
 Photometer: SP1 - 76IN SPHERE  
 Measurement Geometry: 4π  
 Issue Date: 08/05/2025  
 Manufacturer: COOPER LIGHTING SOLUTIONS  
 Product Line: Metalux  
 Catalog Number: **EHBR-60-L950-N**  
 Description: Elevate Round Highbay at, 60000 lumens, 5000K 90CRI LEDs with N lens

**Spectral Parameters**

CCT (K): 4901  
 CIE u': 0.2131  
 CIE v': 0.4853  
 Duv: -0.0008  
 CIE x: 0.3477  
 CIE y: 0.3520  
 CIE z: 0.3003  
 Peak Wavelength (nm): 630  
 Dominant Wavelength (nm): 574  
 Purity: 9.953987  
 Rf: 90.7  
 Rg: 100.5

CRI (Ra):	94.3		
R1:	95.8	R9:	72.3
R2:	96.5	R10:	89.1
R3:	94.4	R11:	94.9
R4:	95.3	R12:	68.4
R5:	94.1	R13:	96.4
R6:	92.5	R14:	96.4
R7:	95.5	R15:	93.9
R8:	90.1		



**Test Conditions**

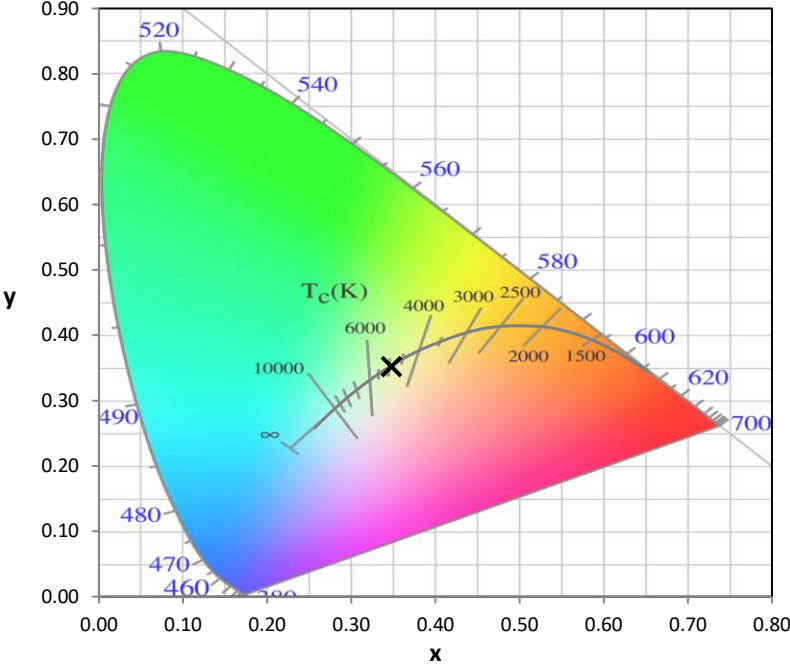
Stabilization Time: 35M  
 Operation Time: 1H 35M  
 Sphere Temperature (°C): 25.0

REPORT NUMBER: SP1-2506-472-8

Measurement and Test Equipment			
Instrument	Identification Number	Calibration Date	Calibration Due Date
Photometer	76INCH SPHERE IN0058	6/16/2025	12/16/2025
Power Meter	XITRON INXT2011004	1/21/2025	1/21/2026
AC Power Source	CHROMA 61603 IN0063	10/22/2024	10/22/2025
DC Power Source	AGILENT E3634A IN0208	10/22/2024	10/22/2025
Sphere Thermometer	ONSET IN0085	10/22/2024	10/22/2025
Room Thermometer	ONSET IN0046	10/22/2024	10/22/2025

REPORT NUMBER: SP1-2506-472-8

CIE 1931 Chromaticity Diagram



CIE 1931 Chromaticity Diagram with 2017 ANSI 7-Step and 4-Step Quadrangles



Point lies inside the ANSI 5000K 4-step quadrangle

REPORT NUMBER: SP1-2506-472-8

**Photopic Flux vs. Wavelength**



**Photopic Lumens: NR**

λ (nm)	Power W <sup>^</sup> /nm	Lumens (φ/nm)	λ (nm)	Power W <sup>^</sup> /nm	Lumens (φ/nm)	λ (nm)	Power W <sup>^</sup> /nm	Lumens (φ/nm)	λ (nm)	Power W <sup>^</sup> /nm	Lumens (φ/nm)	λ (nm)	Power W <sup>^</sup> /nm	Lumens (φ/nm)
360	0	NR	490	221	NR	620	326	NR	750	7	NR	880	0	NR
365	0	NR	495	250	NR	625	325	NR	755	6	NR	885	0	NR
370	0	NR	500	284	NR	630	1000	NR	760	5	NR	890	0	NR
375	0	NR	505	311	NR	635	643	NR	765	4	NR	895	0	NR
380	0	NR	510	329	NR	640	206	NR	770	4	NR	900	0	NR
385	1	NR	515	344	NR	645	199	NR	775	3	NR	905	0	NR
390	2	NR	520	353	NR	650	172	NR	780	3	NR	910	0	NR
395	3	NR	525	357	NR	655	143	NR	785	2	NR	915	0	NR
400	5	NR	530	362	NR	660	122	NR	790	2	NR	920	0	NR
405	6	NR	535	365	NR	665	102	NR	795	2	NR	925	0	NR
410	9	NR	540	367	NR	670	94	NR	800	2	NR	930	0	NR
415	15	NR	545	369	NR	675	76	NR	805	1	NR	935	0	NR
420	26	NR	550	370	NR	680	65	NR	810	1	NR	940	0	NR
425	47	NR	555	372	NR	685	56	NR	815	1	NR	945	0	NR
430	81	NR	560	372	NR	690	48	NR	820	1	NR	950	0	NR
435	143	NR	565	371	NR	695	41	NR	825	1	NR	955	0	NR
440	243	NR	570	370	NR	700	35	NR	830	1	NR	960	0	NR
445	434	NR	575	367	NR	705	30	NR	835	1	NR	965	0	NR
450	675	NR	580	365	NR	710	25	NR	840	1	NR	970	0	NR
455	615	NR	585	361	NR	715	22	NR	845	0	NR	975	0	NR
460	418	NR	590	356	NR	720	19	NR	850	0	NR	980	0	NR
465	344	NR	595	348	NR	725	16	NR	855	0	NR	985	0	NR
470	272	NR	600	343	NR	730	13	NR	860	0	NR	990	0	NR
475	206	NR	605	337	NR	735	11	NR	865	0	NR	995	0	NR
480	190	NR	610	362	NR	740	10	NR	870	0	NR	1000	0	NR
485	202	NR	615	381	NR	745	8	NR	875	0	NR			

REPORT NUMBER: SP1-2506-472-8

**Scotopic Flux vs. Wavelength**



**Scotopic Lumens: NR**

**S/P: 2.04**

λ (nm)	Power W <sup>^</sup> /nm	Lumens (φ/nm)	λ (nm)	Power W <sup>^</sup> /nm	Lumens (φ/nm)	λ (nm)	Power W <sup>^</sup> /nm	Lumens (φ/nm)	λ (nm)	Power W <sup>^</sup> /nm	Lumens (φ/nm)	λ (nm)	Power W <sup>^</sup> /nm	Lumens (φ/nm)
360	0	NR	490	221	NR	620	326	NR	750	7	NR	880	0	NR
365	0	NR	495	250	NR	625	325	NR	755	6	NR	885	0	NR
370	0	NR	500	284	NR	630	1000	NR	760	5	NR	890	0	NR
375	0	NR	505	311	NR	635	643	NR	765	4	NR	895	0	NR
380	0	NR	510	329	NR	640	206	NR	770	4	NR	900	0	NR
385	1	NR	515	344	NR	645	199	NR	775	3	NR	905	0	NR
390	2	NR	520	353	NR	650	172	NR	780	3	NR	910	0	NR
395	3	NR	525	357	NR	655	143	NR	785	2	NR	915	0	NR
400	5	NR	530	362	NR	660	122	NR	790	2	NR	920	0	NR
405	6	NR	535	365	NR	665	102	NR	795	2	NR	925	0	NR
410	9	NR	540	367	NR	670	94	NR	800	2	NR	930	0	NR
415	15	NR	545	369	NR	675	76	NR	805	1	NR	935	0	NR
420	26	NR	550	370	NR	680	65	NR	810	1	NR	940	0	NR
425	47	NR	555	372	NR	685	56	NR	815	1	NR	945	0	NR
430	81	NR	560	372	NR	690	48	NR	820	1	NR	950	0	NR
435	143	NR	565	371	NR	695	41	NR	825	1	NR	955	0	NR
440	243	NR	570	370	NR	700	35	NR	830	1	NR	960	0	NR
445	434	NR	575	367	NR	705	30	NR	835	1	NR	965	0	NR
450	675	NR	580	365	NR	710	25	NR	840	1	NR	970	0	NR
455	615	NR	585	361	NR	715	22	NR	845	0	NR	975	0	NR
460	418	NR	590	356	NR	720	19	NR	850	0	NR	980	0	NR
465	344	NR	595	348	NR	725	16	NR	855	0	NR	985	0	NR
470	272	NR	600	343	NR	730	13	NR	860	0	NR	990	0	NR
475	206	NR	605	337	NR	735	11	NR	865	0	NR	995	0	NR
480	190	NR	610	362	NR	740	10	NR	870	0	NR	1000	0	NR
485	202	NR	615	381	NR	745	8	NR	875	0	NR			

REPORT NUMBER: SP1-2506-472-8

Melanopic Flux vs. Wavelength



Melanopic Lumens: NR

M/P: 4.41

λ (nm)	Power W <sup>^</sup> /nm	Lumens (φ/nm)	λ (nm)	Power W <sup>^</sup> /nm	Lumens (φ/nm)	λ (nm)	Power W <sup>^</sup> /nm	Lumens (φ/nm)	λ (nm)	Power W <sup>^</sup> /nm	Lumens (φ/nm)	λ (nm)	Power W <sup>^</sup> /nm	Lumens (φ/nm)
360	0	NR	490	221	NR	620	326	NR	750	7	NR	880	0	NR
365	0	NR	495	250	NR	625	325	NR	755	6	NR	885	0	NR
370	0	NR	500	284	NR	630	1000	NR	760	5	NR	890	0	NR
375	0	NR	505	311	NR	635	643	NR	765	4	NR	895	0	NR
380	0	NR	510	329	NR	640	206	NR	770	4	NR	900	0	NR
385	1	NR	515	344	NR	645	199	NR	775	3	NR	905	0	NR
390	2	NR	520	353	NR	650	172	NR	780	3	NR	910	0	NR
395	3	NR	525	357	NR	655	143	NR	785	2	NR	915	0	NR
400	5	NR	530	362	NR	660	122	NR	790	2	NR	920	0	NR
405	6	NR	535	365	NR	665	102	NR	795	2	NR	925	0	NR
410	9	NR	540	367	NR	670	94	NR	800	2	NR	930	0	NR
415	15	NR	545	369	NR	675	76	NR	805	1	NR	935	0	NR
420	26	NR	550	370	NR	680	65	NR	810	1	NR	940	0	NR
425	47	NR	555	372	NR	685	56	NR	815	1	NR	945	0	NR
430	81	NR	560	372	NR	690	48	NR	820	1	NR	950	0	NR
435	143	NR	565	371	NR	695	41	NR	825	1	NR	955	0	NR
440	243	NR	570	370	NR	700	35	NR	830	1	NR	960	0	NR
445	434	NR	575	367	NR	705	30	NR	835	1	NR	965	0	NR
450	675	NR	580	365	NR	710	25	NR	840	1	NR	970	0	NR
455	615	NR	585	361	NR	715	22	NR	845	0	NR	975	0	NR
460	418	NR	590	356	NR	720	19	NR	850	0	NR	980	0	NR
465	344	NR	595	348	NR	725	16	NR	855	0	NR	985	0	NR
470	272	NR	600	343	NR	730	13	NR	860	0	NR	990	0	NR
475	206	NR	605	337	NR	735	11	NR	865	0	NR	995	0	NR
480	190	NR	610	362	NR	740	10	NR	870	0	NR	1000	0	NR
485	202	NR	615	381	NR	745	8	NR	875	0	NR			

**Summary**

$R_f = 90.7$   
 $R_g = 100.5$   
 CIE  $R_a = 94.3$   
 $R_9 = 72.3$

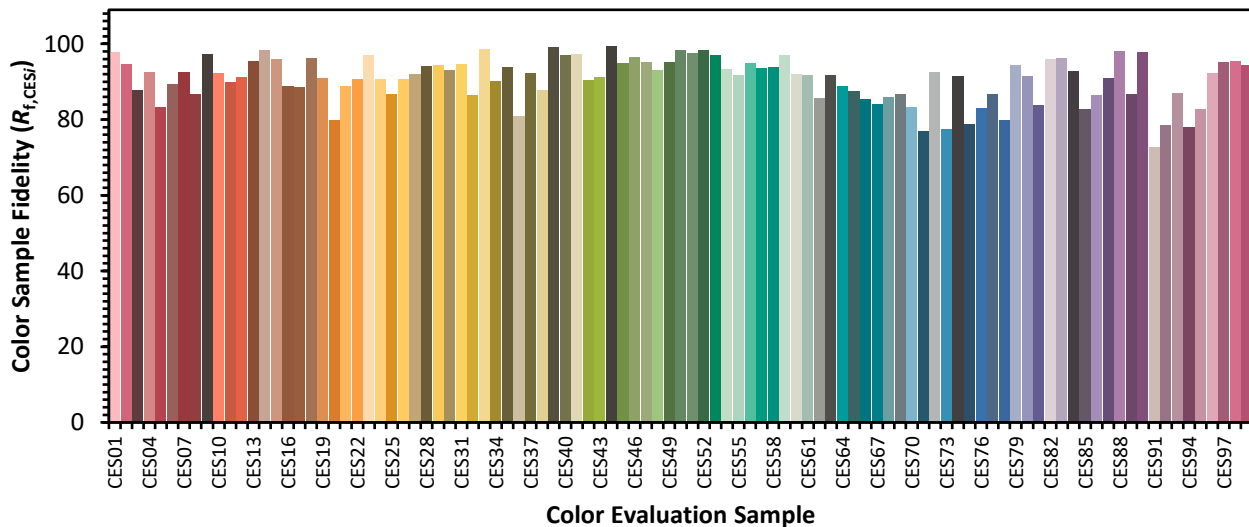


**Color Vector Graphics**



**Individual Sample Fidelity Index ( $R_{f,i}$ )**

CES01 = 85	CES26 = 91	CES51 = 98	CES76 = 83
CES02 = 61	CES27 = 92	CES52 = 98	CES77 = 87
CES03 = 31	CES28 = 94	CES53 = 97	CES78 = 80
CES04 = 69	CES29 = 94	CES54 = 93	CES79 = 94
CES05 = 48	CES30 = 93	CES55 = 92	CES80 = 91
CES06 = 50	CES31 = 95	CES56 = 95	CES81 = 84
CES07 = 41	CES32 = 86	CES57 = 94	CES82 = 96
CES08 = 40	CES33 = 99	CES58 = 94	CES83 = 96
CES09 = 29	CES34 = 90	CES59 = 97	CES84 = 93
CES10 = 73	CES35 = 94	CES60 = 92	CES85 = 83
CES11 = 56	CES36 = 81	CES61 = 92	CES86 = 86
CES12 = 62	CES37 = 92	CES62 = 86	CES87 = 91
CES13 = 43	CES38 = 88	CES63 = 92	CES88 = 98
CES14 = 74	CES39 = 99	CES64 = 89	CES89 = 87
CES15 = 71	CES40 = 97	CES65 = 88	CES90 = 98
CES16 = 47	CES41 = 97	CES66 = 85	CES91 = 73
CES17 = 48	CES42 = 90	CES67 = 84	CES92 = 79
CES18 = 56	CES43 = 91	CES68 = 86	CES93 = 87
CES19 = 70	CES44 = 99	CES69 = 87	CES94 = 78
CES20 = 65	CES45 = 95	CES70 = 83	CES95 = 83
CES21 = 85	CES46 = 97	CES71 = 77	CES96 = 92
CES22 = 77	CES47 = 95	CES72 = 92	CES97 = 95
CES23 = 91	CES48 = 93	CES73 = 77	CES98 = 95
CES24 = 90	CES49 = 95	CES74 = 92	CES99 = 94
CES25 = 70	CES50 = 98	CES75 = 79	



Color Rendition by Hue-Angle Bin



Measure Comparisons



(END OF REPORT)