

Cooper Lighting Solutions Photometric Lab
1121 Highway 74 South
Peachtree City, GA 30269



Scaled data based on original data using
LM-79-2019 Approved Method: Electrical and Photometric Measurements of Solid-
State Lighting Products

Test Report Prepared for
Cooper Lighting Solutions

Brand: METALUX

Report Number:

Luminaire Tested: EHBR1-12-UNV-TASM-L950-UPL30

Issue Date: 3/20/2026

Test Information

Test Method: LM-79-2019
Report Number: REPORT IS A COMBINATION OF REPORTS P1431648 AND P1431635
Test Lab: INNOVATION CENTER
Issue Date: 3/20/2026
Manufacturer: COOPER LIGHTING SOLUTIONS
Product Line: METALUX
Catalog Number: EHBR1-12-UNV-TASM-L950-UPL30
Description: Elevate Round Highbay at, 12000 lumens, 5000K 90CRI LEDs with TASM lens
Light Source: -
Ballast/Driver: -

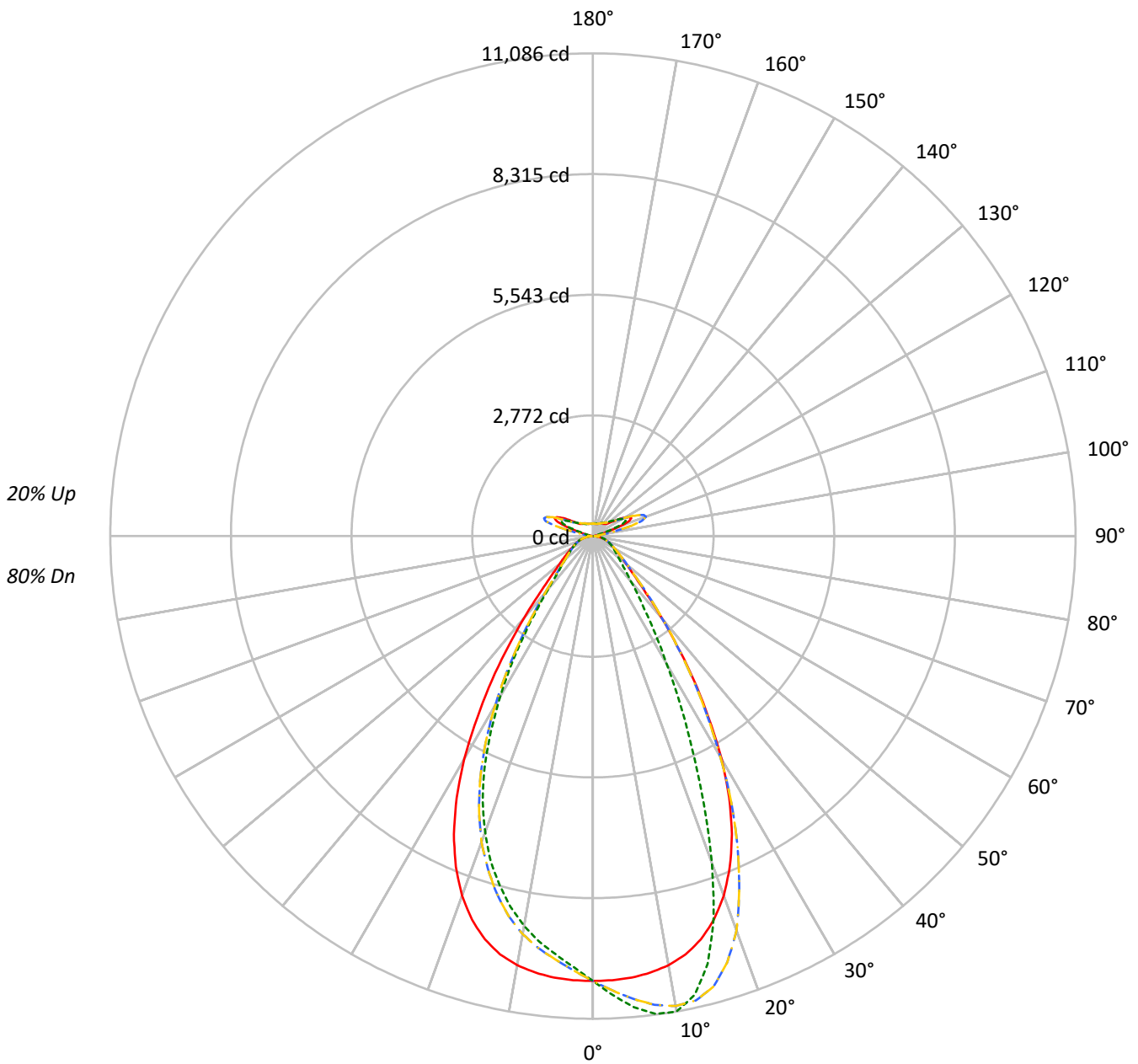
Summary

Lumens per Lamp: N/A
Luminaire Lumens: 14257.2 lumens
Efficiency: N/A
Efficacy: 164.4 lumens/watt
Spacing Criteria (0/90/45): 0.99 / 0.84 / 0.9
Luminous Opening: Vertical Cylinder (Dia: 1.71' x H: 0.1')
CIE Type: Semi-Direct

Input Watts (W): 86.7
Input Voltage (V): NR
Input Current (Ain): NR
Voltage Rise (V): NR
Power Factor: NR
Total Harmonic Distortion (THDi): NR
Frequency (hertz): 60
Stabilization Time: NR
Operation Time: NR
Ambient Temperature (°C): NR
Test Distance: 24 FT

TEST NUMBER:
CATALOG NUMBER: EHBR1-12-UNV-TASM-L950-UPL30

Luminous Intensity Polar Plot



— 0°-180° - - 45°-225° - · - · 90°-270° - · - · 135°-315°



TEST NUMBER:

CATALOG NUMBER: EHBR1-12-UNV-TASM-L950-UPL30

COEFFICIENT OF UTILIZATION - ZONAL CAVITY METHOD:

RF	20				20				20				20				20				20
RC	80				70				50				30				10				0
RW	70	50	30	10	70	50	30	10	50	30	10	50	30	10	50	30	10	50	30	10	0
RCR																					
0	114	114	114	114	109	109	109	109	100	100	100	92	92	92	84	84	84	84	84	84	80
1	107	103	100	97	102	99	96	94	91	89	87	84	83	81	78	77	75	75	75	75	72
2	100	94	89	84	96	90	86	82	84	80	77	78	75	72	72	70	68	68	68	68	65
3	93	85	79	74	89	82	77	73	77	72	69	72	68	65	67	64	62	62	62	62	59
4	87	78	72	66	84	76	70	65	71	66	62	66	62	59	62	59	56	56	56	56	54
5	82	72	65	60	79	70	63	59	66	60	56	62	57	54	58	55	52	52	52	52	50
6	77	67	60	55	74	65	58	54	61	56	52	58	53	50	54	51	48	48	48	48	46
7	72	62	55	50	70	60	54	49	57	51	48	54	49	46	51	47	44	44	44	44	42
8	68	57	51	46	66	56	50	45	53	48	44	51	46	43	48	44	41	41	41	41	39
9	65	54	47	43	62	52	46	42	50	45	41	48	43	40	45	41	39	39	39	39	37
10	61	50	44	40	59	49	43	39	47	42	38	45	40	37	43	39	36	36	36	36	35

AVERAGE LUMINANCE (cd/sqm):

	0°	90°	180°	270°
0°	47977	47977	47977	47977
5°	47685	50871	47685	45210
10°	47098	52177	47098	42788
15°	45708	48489	45708	39525
20°	42749	38881	42749	35205
25°	37836	26940	37836	29503
30°	30722	17526	30722	22075
35°	22034	11350	22034	14695
40°	14246	7823	14246	9268
45°	9039	6060	9039	6603
50°	6713	5149	6713	5501
55°	5480	4691	5480	4855
60°	4746	4469	4746	4496
65°	4326	4309	4326	4291
70°	4101	4222	4101	4168
75°	3834	4084	3834	3962
80°	3368	3857	3368	3604
85°	2179	2755	2179	2624

MAXIMUM LUMINANCE 45°-90°:

Horizontal Angle: 22.5°
 Vertical Angle: 45°
 Luminance: 12708 cd/sqm



TEST NUMBER:

CATALOG NUMBER: EHBR1-12-UNV-TASM-L950-UPL30

ZONAL LUMENS:

Zone	Lumens	% Fixture
0°-10°	971.4	6.8
10°-20°	2642.8	18.5
20°-30°	3099.5	21.7
30°-40°	2155.5	15.1
40°-50°	1071.2	7.5
50°-60°	640.7	4.5
60°-70°	450.9	3.2
70°-80°	290.5	2.0
80°-90°	97.3	0.7
90°-100°	75.1	0.5
100°-110°	494.6	3.5
110°-120°	914.5	6.4
120°-130°	542.9	3.8
130°-140°	327.4	2.3
140°-150°	225.7	1.6
150°-160°	146.5	1.0
160°-170°	83.3	0.6
170°-180°	27.5	0.2
0°-30°	6713.7	47.1
0°-40°	8869.2	62.2
0°-60°	10581.0	74.2
0°-90°	11419.7	80.1
90°-120°	1484.2	10.4
90°-150°	2580.2	18.1
90°-180°	2837.0	19.9
0°-180°	14257.2	100.0

CANDELA DISTRIBUTION:

	0°	90°	180°	270°	360°	Flux
0°	10216	10216	10216	10216	10216	
5°	10182	10862	10182	9653	10182	966
15°	9589	10173	9589	8292	9589	2680
25°	7556	5380	7556	5892	7556	3421
35°	4044	2083	4044	2697	4044	2525
45°	1462	980	1462	1068	1462	1197
55°	741	634	741	656	741	677
65°	452	450	452	448	452	453
75°	270	288	270	279	270	284
85°	75	95	75	90	75	83
90°	21	22	21	21	21	13
95°	40	36	40	35	40	42
105°	227	114	227	172	227	306
115°	973	830	973	791	973	887
125°	623	651	623	570	623	573
135°	392	452	392	416	392	311
145°	353	369	353	344	353	222
155°	313	326	313	303	313	146
165°	292	299	292	286	292	83
175°	288	292	288	284	288	27
180°	287	287	287	287	287	



TEST NUMBER:
 CATALOG NUMBER: EHBR1-12-UNV-TASM-L950-UPL30

CANDELA DISTRIBUTION (FULL):

	0°	22.5°	45°	67.5°	90°	112.5°	135°	157.5°	180°	202.5°	225°
0°	10216.4	10216.4	10216.4	10216.4	10216.4	10216.4	10216.4	10216.4	10216.4	10216.4	10216.4
2.5°	10210.4	10342.4	10449.3	10519.8	10554.6	10519.8	10449.3	10342.4	10210.4	10079.2	9989.0
5°	10181.5	10445.8	10669.9	10816.4	10861.8	10816.4	10669.9	10445.8	10181.5	9931.7	9766.0
7.5°	10112.4	10524.3	10857.0	11028.0	11069.8	11028.0	10857.0	10524.3	10112.4	9758.7	9549.3
10°	10006.7	10573.7	10958.2	11080.7	11085.7	11080.7	10958.2	10573.7	10006.7	9530.4	9283.4
12.5°	9838.4	10556.0	10924.2	10884.0	10792.6	10884.0	10924.2	10556.0	9838.4	9251.4	8939.9
15°	9589.4	10451.6	10709.4	10382.1	10172.7	10382.1	10709.4	10451.6	9589.4	8874.8	8513.5
17.5°	9238.4	10256.2	10261.2	9613.4	9218.5	9613.4	10261.2	10256.2	9238.4	8414.2	8016.4
20°	8786.1	9942.8	9643.9	8459.3	7991.2	8459.3	9643.9	9942.8	8786.1	7869.8	7479.4
22.5°	8219.0	9520.2	8784.4	7298.2	6659.6	7298.2	8784.4	9520.2	8219.0	7236.7	6830.3
25°	7555.8	9002.4	7859.7	6033.0	5379.8	6033.0	7859.7	9002.4	7555.8	6482.2	6114.8
27.5°	6775.7	8346.0	6875.0	4930.0	4327.3	4930.0	6875.0	8346.0	6775.7	5703.3	5328.0
30°	5909.3	7504.6	5850.3	3926.1	3371.1	3926.1	5850.3	7504.6	5909.3	4828.2	4492.2
32.5°	4939.1	6680.0	4866.1	3145.8	2675.7	3145.8	4866.1	6680.0	4939.1	3993.1	3641.9
35°	4044.1	5648.2	3978.7	2471.8	2083.2	2471.8	3978.7	5648.2	4044.1	3204.8	2860.0
37.5°	3173.8	4673.3	3171.7	1990.4	1689.7	1990.4	3171.7	4673.3	3173.8	2491.6	2211.7
40°	2469.2	3654.0	2485.1	1588.9	1355.9	1588.9	2485.1	3654.0	2469.2	1895.8	1716.7
42.5°	1870.9	2794.1	1953.3	1304.0	1151.7	1304.0	1953.3	2794.1	1870.9	1493.7	1359.6
45°	1462.4	2056.1	1525.3	1100.2	980.5	1100.2	1525.3	2056.1	1462.4	1202.9	1112.8
47.5°	1191.0	1589.1	1236.2	943.7	859.8	943.7	1236.2	1589.1	1191.0	1017.5	950.0
50°	1000.4	1219.4	1026.5	823.8	767.4	823.8	1026.5	1219.4	1000.4	871.2	826.3
52.5°	859.4	994.4	874.1	734.1	696.2	734.1	874.1	994.4	859.4	762.2	734.3
55°	740.6	836.0	760.2	660.1	633.9	660.1	760.2	836.0	740.6	678.3	657.6
57.5°	650.4	709.2	660.1	597.1	579.7	597.1	660.1	709.2	650.4	603.6	592.5
60°	570.5	614.1	582.6	542.1	537.2	542.1	582.6	614.1	570.5	543.1	535.8
62.5°	509.0	536.6	515.1	492.7	488.3	492.7	515.1	536.6	509.0	488.0	489.3
65°	451.5	477.2	460.4	448.3	449.8	448.3	460.4	477.2	451.5	441.8	443.8
67.5°	407.1	420.5	413.2	406.3	408.1	406.3	413.2	420.5	407.1	397.5	400.7
70°	359.8	374.2	366.6	367.7	370.5	367.7	366.6	374.2	359.8	356.9	359.4
72.5°	314.6	325.7	323.1	325.5	328.5	325.5	323.1	325.7	314.6	314.1	314.4
75°	270.1	278.5	279.7	282.9	287.7	282.9	279.7	278.5	270.1	267.2	270.7
77.5°	221.7	231.3	234.9	239.2	246.4	239.2	234.9	231.3	221.7	223.5	225.3
80°	177.2	181.6	189.6	192.9	202.9	192.9	189.6	181.6	177.2	173.9	176.4
82.5°	129.7	133.7	140.6	146.7	152.5	146.7	140.6	133.7	129.7	128.1	128.3
85°	74.9	81.0	85.7	92.9	94.7	92.9	85.7	81.0	74.9	76.7	74.9
87.5°	26.2	28.2	32.1	35.0	35.2	35.0	32.1	28.2	26.2	26.9	24.3
90°	20.6	35.0	60.4	32.6	21.9	32.6	60.4	35.0	20.6	36.4	56.9
92.5°	26.9	47.6	85.6	43.6	29.8	43.6	85.6	47.6	26.9	47.4	91.5
95°	39.8	58.6	109.2	48.3	36.1	48.3	109.2	58.6	39.8	63.2	127.7
97.5°	61.8	72.7	123.4	51.5	43.9	51.5	123.4	72.7	61.8	77.3	146.6
100°	82.2	82.2	225.7	59.4	50.3	59.4	225.7	82.2	82.2	94.9	228.5
102.5°	124.8	161.1	523.4	119.4	61.3	119.4	523.4	161.1	124.8	178.3	485.0
105°	227.1	369.0	921.7	309.9	113.5	309.9	921.7	369.0	227.1	373.5	864.4
107.5°	430.1	688.5	1187.7	612.1	266.2	612.1	1187.7	688.5	430.1	661.5	1140.1
110°	688.3	962.4	1296.3	838.8	540.2	838.8	1296.3	962.4	688.3	908.7	1195.2



TEST NUMBER:

CATALOG NUMBER: EHBR1-12-UNV-TASM-L950-UPL30

CANDELA DISTRIBUTION (continued):

	0°	22.5°	45°	67.5°	90°	112.5°	135°	157.5°	180°	202.5°	225°
112.5°	896.1	1072.6	1266.4	930.0	747.9	930.0	1266.4	1072.6	896.1	1003.2	1144.9
115°	973.4	1056.9	1131.0	927.0	829.8	927.0	1131.0	1056.9	973.4	979.6	1022.0
117.5°	940.4	967.1	976.8	870.3	834.5	870.3	976.8	967.1	940.4	880.5	867.8
120°	849.0	838.1	822.6	786.9	787.3	786.9	822.6	838.1	849.0	768.7	724.5
122.5°	734.4	710.7	695.2	702.0	722.8	702.0	695.2	710.7	734.4	654.0	620.8
125°	622.6	598.9	605.6	629.6	650.6	629.6	605.6	598.9	622.6	555.1	547.0
127.5°	528.3	517.2	541.0	568.2	586.0	568.2	541.0	517.2	528.3	485.7	495.0
130°	460.7	463.7	495.4	518.1	529.3	518.1	495.4	463.7	460.7	440.3	462.1
132.5°	418.5	430.8	460.9	480.5	486.9	480.5	460.9	430.8	418.5	412.3	438.9
135°	391.9	410.4	437.5	450.4	452.4	450.4	437.5	410.4	391.9	393.8	418.5
137.5°	376.4	394.9	415.5	425.4	422.5	425.4	415.5	394.9	376.4	381.3	400.1
140°	367.2	385.6	395.1	406.5	403.8	406.5	395.1	385.6	367.2	370.3	384.5
142.5°	357.9	374.9	379.5	387.8	384.8	387.8	379.5	374.9	357.9	361.1	370.5
145°	353.3	365.8	362.4	373.7	369.3	373.7	362.4	365.8	353.3	354.7	359.7
147.5°	345.5	354.7	350.0	359.7	355.3	359.7	350.0	354.7	345.5	345.5	347.3
150°	336.2	342.6	336.1	347.3	346.1	347.3	336.1	342.6	336.2	334.7	336.4
152.5°	323.8	330.1	323.8	336.6	335.2	336.6	323.8	330.1	323.8	322.2	324.0
155°	313.2	316.4	313.2	325.9	326.1	325.9	313.2	316.4	313.2	313.0	313.4
157.5°	305.7	307.4	305.9	317.1	317.3	317.1	305.9	307.4	305.7	305.7	305.9
160°	298.5	301.7	300.3	310.0	310.2	310.0	300.3	301.7	298.5	299.9	300.1
162.5°	295.7	295.7	294.7	304.3	304.7	304.3	294.7	295.7	295.7	295.7	297.3
165°	291.7	293.3	290.5	297.1	299.1	297.1	290.5	293.3	291.7	293.1	293.1
167.5°	290.5	289.0	289.3	294.6	296.6	294.6	289.3	289.0	290.5	291.9	291.9
170°	287.6	287.7	286.5	291.8	293.8	291.8	286.5	287.7	287.6	289.1	290.5
172.5°	288.1	288.1	285.5	289.2	292.9	289.2	285.5	288.1	288.1	289.5	291.1
175°	288.5	287.1	285.9	288.1	291.6	288.1	285.9	287.1	288.5	288.3	288.3
177.5°	286.9	287.3	287.7	289.9	295.0	289.9	287.7	287.3	286.9	288.3	288.3
180°	287.3	287.3	287.3	287.3	287.3	287.3	287.3	287.3	287.3	287.3	287.3



TEST NUMBER:

CATALOG NUMBER: EHBR1-12-UNV-TASM-L950-UPL30

CANDELA DISTRIBUTION (continued):

	247.5°	270°	292.5°	315°	337.5°	360°
0°	10216.4	10216.4	10216.4	10216.4	10216.4	10216.4
2.5°	9919.6	9913.1	9919.6	9989.0	10079.2	10210.4
5°	9689.2	9653.1	9689.2	9766.0	9931.7	10181.5
7.5°	9420.8	9399.8	9420.8	9549.3	9758.7	10112.4
10°	9138.2	9090.9	9138.2	9283.4	9530.4	10006.7
12.5°	8789.9	8727.3	8789.9	8939.9	9251.4	9838.4
15°	8347.0	8292.1	8347.0	8513.5	8874.8	9589.4
17.5°	7871.7	7821.9	7871.7	8016.4	8414.2	9238.4
20°	7274.8	7235.7	7274.8	7479.4	7869.8	8786.1
22.5°	6648.6	6611.9	6648.6	6830.3	7236.7	8219.0
25°	5911.8	5891.8	5911.8	6114.8	6482.2	7555.8
27.5°	5115.5	5081.7	5115.5	5328.0	5703.3	6775.7
30°	4302.2	4246.1	4302.2	4492.2	4828.2	5909.3
32.5°	3506.6	3466.2	3506.6	3641.9	3993.1	4939.1
35°	2737.5	2697.1	2737.5	2860.0	3204.8	4044.1
37.5°	2133.2	2061.7	2133.2	2211.7	2491.6	3173.8
40°	1617.9	1606.3	1617.9	1716.7	1895.8	2469.2
42.5°	1317.0	1285.8	1317.0	1359.6	1493.7	1870.9
45°	1080.7	1068.4	1080.7	1112.8	1202.9	1462.4
47.5°	929.3	934.7	929.3	950.0	1017.5	1191.0
50°	816.5	819.8	816.5	826.3	871.2	1000.4
52.5°	733.3	730.5	733.3	734.3	762.2	859.4
55°	659.8	656.1	659.8	657.6	678.3	740.6
57.5°	595.4	598.1	595.4	592.5	603.6	650.4
60°	538.0	540.5	538.0	535.8	543.1	570.5
62.5°	489.5	491.0	489.5	489.3	488.0	509.0
65°	446.2	447.9	446.2	443.8	441.8	451.5
67.5°	404.8	404.8	404.8	400.7	397.5	407.1
70°	365.9	365.7	365.9	359.4	356.9	359.8
72.5°	319.2	323.8	319.2	314.4	314.1	314.6
75°	273.7	279.1	273.7	270.7	267.2	270.1
77.5°	227.8	236.0	227.8	225.3	223.5	221.7
80°	180.6	189.6	180.6	176.4	173.9	177.2
82.5°	133.5	140.2	133.5	128.3	128.1	129.7
85°	79.5	90.2	79.5	74.9	76.7	74.9
87.5°	25.5	32.6	25.5	24.3	26.9	26.2
90°	33.3	20.6	33.3	56.9	36.4	20.6
92.5°	50.5	30.1	50.5	91.5	47.4	26.9
95°	58.4	34.8	58.4	127.7	63.2	39.8
97.5°	64.8	44.4	64.8	146.6	77.3	61.8
100°	75.7	58.6	75.7	228.5	94.9	82.2
102.5°	160.7	99.5	160.7	485.0	178.3	124.8
105°	338.7	172.0	338.7	864.4	373.5	227.1
107.5°	606.2	297.9	606.2	1140.1	661.5	430.1
110°	804.6	556.1	804.6	1195.2	908.7	688.3



TEST NUMBER:

CATALOG NUMBER: EHBR1-12-UNV-TASM-L950-UPL30

CANDELA DISTRIBUTION (continued):

	247.5°	270°	292.5°	315°	337.5°	360°
112.5°	864.4	751.3	864.4	1144.9	1003.2	896.1
115°	831.4	790.6	831.4	1022.0	979.6	973.4
117.5°	759.0	763.8	759.0	867.8	880.5	940.4
120°	675.6	707.1	675.6	724.5	768.7	849.0
122.5°	598.5	636.4	598.5	620.8	654.0	734.4
125°	532.5	570.4	532.5	547.0	555.1	622.6
127.5°	486.8	512.2	486.8	495.0	485.7	528.3
130°	450.8	472.8	450.8	462.1	440.3	460.7
132.5°	425.8	439.9	425.8	438.9	412.3	418.5
135°	403.9	416.3	403.9	418.5	393.8	391.9
137.5°	385.2	396.1	385.2	400.1	381.3	376.4
140°	368.3	377.5	368.3	384.5	370.3	367.2
142.5°	351.2	357.5	351.2	370.5	361.1	357.9
145°	339.0	343.8	339.0	359.7	354.7	353.3
147.5°	328.3	331.5	328.3	347.3	345.5	345.5
150°	317.8	320.9	317.8	336.4	334.7	336.2
152.5°	306.9	310.2	306.9	324.0	322.2	323.8
155°	299.4	302.7	299.4	313.4	313.0	313.2
157.5°	295.0	296.9	295.0	305.9	305.7	305.7
160°	290.9	292.7	290.9	300.1	299.9	298.5
162.5°	286.6	288.4	286.6	297.3	295.7	295.7
165°	285.4	285.6	285.4	293.1	293.1	291.7
167.5°	284.0	285.6	284.0	291.9	291.9	290.5
170°	284.2	284.4	284.2	290.5	289.1	287.6
172.5°	284.6	284.8	284.6	291.1	289.5	288.1
175°	283.4	283.6	283.4	288.3	288.3	288.5
177.5°	285.1	285.3	285.1	288.3	288.3	286.9
180°	287.3	287.3	287.3	287.3	287.3	287.3



TEST NUMBER: CATALOG
 CATALOG NUMBER: EHBR1-12-UNV-TASM-L950-UPL30

CIE UGR TABLE:

Reflectances:											
Ceiling		0.7	0.7	0.5	0.5	0.3	0.7	0.7	0.5	0.5	0.3
Wall		0.5	0.3	0.5	0.3	0.3	0.5	0.3	0.5	0.3	0.3
Reference plane		0.2	0.2	0.2	0.2	0.2	0.2	0.2	0.2	0.2	0.2
Room dimensions		Viewed crosswise					Viewed endwise				
X=2H	Y=2H	13.04	13.99	13.71	14.65	15.43	12.36	13.30	13.03	13.97	14.75
	3H	14.58	15.42	15.27	16.10	16.91	14.20	15.04	14.89	15.72	16.53
	4H	15.21	16.00	15.92	16.69	17.52	14.97	15.76	15.68	16.46	17.28
	6H	15.68	16.41	16.40	17.11	17.95	15.61	16.34	16.33	17.04	17.88
	8H	15.83	16.52	16.56	17.24	18.08	15.83	16.52	16.56	17.24	18.08
	12H	15.90	16.56	16.63	17.27	18.13	15.95	16.61	16.69	17.32	18.18
4H	2H	13.44	14.23	14.15	14.92	15.75	12.92	13.71	13.63	14.40	15.23
	3H	15.23	15.88	15.95	16.61	17.45	14.97	15.62	15.69	16.35	17.19
	4H	16.00	16.59	16.74	17.33	18.20	15.87	16.47	16.61	17.20	18.07
	6H	16.61	17.12	17.37	17.88	18.76	16.64	17.15	17.39	17.91	18.79
	8H	16.81	17.28	17.56	18.03	18.93	16.91	17.38	17.67	18.14	19.03
	12H	16.91	17.33	17.68	18.11	19.00	17.07	17.49	17.85	18.27	19.17
8H	4H	16.24	16.72	17.00	17.47	18.36	16.15	16.62	16.91	17.37	18.27
	6H	16.98	17.37	17.77	18.17	19.06	17.05	17.44	17.84	18.23	19.13
	8H	17.26	17.60	18.06	18.40	19.31	17.40	17.75	18.21	18.55	19.46
	12H	17.42	17.72	18.22	18.51	19.48	17.65	17.95	18.44	18.73	19.70
12H	4H	16.25	16.67	17.02	17.45	18.34	16.15	16.57	16.93	17.35	18.25
	6H	17.03	17.37	17.83	18.17	19.08	17.10	17.44	17.90	18.24	19.15
	8H	17.34	17.64	18.14	18.43	19.40	17.49	17.79	18.29	18.58	19.55

LM-79-2019: Approved Method: Electrical and Photometric Measurements of Solid-State Lighting Products

Report Prepared for

Cooper Lighting Solutions

Metalux

Report Number: SP1-2506-472-8

Test Date: 08/04/2025

Luminaire Tested: EHBR-60-L950-N

Data in this report applies to families of products including EHBR-60-L950-N

Test Information

Test Method: LM-79-2019
 Report Number: SP1-2506-472-8
 Test Lab: COOPER LIGHTING SOLUTIONS
 Photometer: SP1 - 76IN SPHERE
 Measurement Geometry: 4π
 Issue Date: 08/05/2025
 Manufacturer: COOPER LIGHTING SOLUTIONS
 Product Line: Metalux
 Catalog Number: **EHBR-60-L950-N**
 Description: Elevate Round Highbay at, 60000 lumens, 5000K 90CRI LEDs with N lens

Spectral Parameters

CCT (K): 4901
 CIE u': 0.2131
 CIE v': 0.4853
 Duv: -0.0008
 CIE x: 0.3477
 CIE y: 0.3520
 CIE z: 0.3003
 Peak Wavelength (nm): 630
 Dominant Wavelength (nm): 574
 Purity: 9.953987
 Rf: 90.7
 Rg: 100.5

CRI (Ra):	94.3		
R1:	95.8	R9:	72.3
R2:	96.5	R10:	89.1
R3:	94.4	R11:	94.9
R4:	95.3	R12:	68.4
R5:	94.1	R13:	96.4
R6:	92.5	R14:	96.4
R7:	95.5	R15:	93.9
R8:	90.1		



Test Conditions

Stabilization Time: 35M
 Operation Time: 1H 35M
 Sphere Temperature (°C): 25.0

REPORT NUMBER: SP1-2506-472-8

Measurement and Test Equipment			
Instrument	Identification Number	Calibration Date	Calibration Due Date
Photometer	76INCH SPHERE IN0058	6/16/2025	12/16/2025
Power Meter	XITRON INXT2011004	1/21/2025	1/21/2026
AC Power Source	CHROMA 61603 IN0063	10/22/2024	10/22/2025
DC Power Source	AGILENT E3634A IN0208	10/22/2024	10/22/2025
Sphere Thermometer	ONSET IN0085	10/22/2024	10/22/2025
Room Thermometer	ONSET IN0046	10/22/2024	10/22/2025

REPORT NUMBER: SP1-2506-472-8

CIE 1931 Chromaticity Diagram



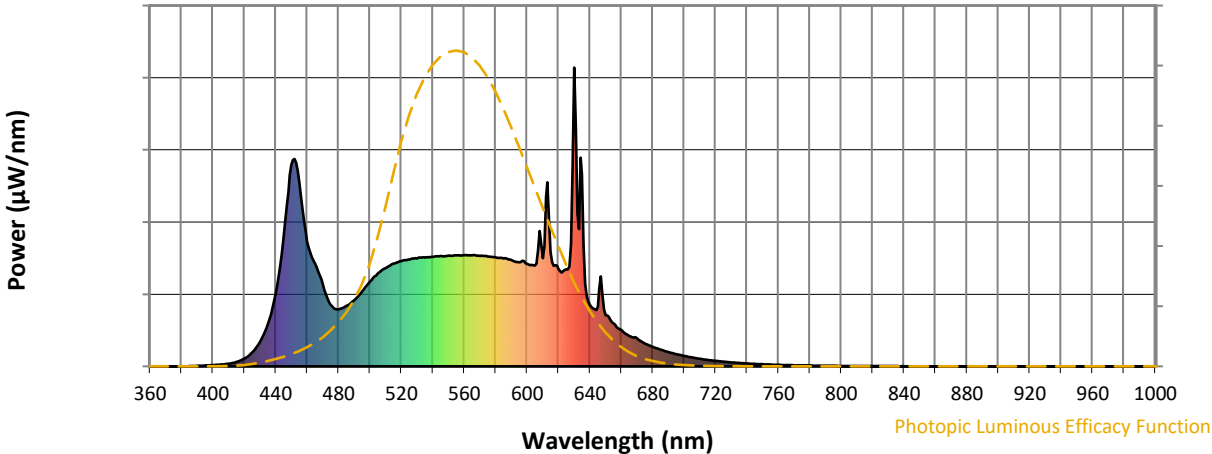
CIE 1931 Chromaticity Diagram with 2017 ANSI 7-Step and 4-Step Quadrangles



Point lies inside the ANSI 5000K 4-step quadrangle

REPORT NUMBER: SP1-2506-472-8

Photopic Flux vs. Wavelength



Photopic Lumens: NR

λ (nm)	Power W [^] /nm	Lumens (φ/nm)	λ (nm)	Power W [^] /nm	Lumens (φ/nm)	λ (nm)	Power W [^] /nm	Lumens (φ/nm)	λ (nm)	Power W [^] /nm	Lumens (φ/nm)	λ (nm)	Power W [^] /nm	Lumens (φ/nm)
360	0	NR	490	221	NR	620	326	NR	750	7	NR	880	0	NR
365	0	NR	495	250	NR	625	325	NR	755	6	NR	885	0	NR
370	0	NR	500	284	NR	630	1000	NR	760	5	NR	890	0	NR
375	0	NR	505	311	NR	635	643	NR	765	4	NR	895	0	NR
380	0	NR	510	329	NR	640	206	NR	770	4	NR	900	0	NR
385	1	NR	515	344	NR	645	199	NR	775	3	NR	905	0	NR
390	2	NR	520	353	NR	650	172	NR	780	3	NR	910	0	NR
395	3	NR	525	357	NR	655	143	NR	785	2	NR	915	0	NR
400	5	NR	530	362	NR	660	122	NR	790	2	NR	920	0	NR
405	6	NR	535	365	NR	665	102	NR	795	2	NR	925	0	NR
410	9	NR	540	367	NR	670	94	NR	800	2	NR	930	0	NR
415	15	NR	545	369	NR	675	76	NR	805	1	NR	935	0	NR
420	26	NR	550	370	NR	680	65	NR	810	1	NR	940	0	NR
425	47	NR	555	372	NR	685	56	NR	815	1	NR	945	0	NR
430	81	NR	560	372	NR	690	48	NR	820	1	NR	950	0	NR
435	143	NR	565	371	NR	695	41	NR	825	1	NR	955	0	NR
440	243	NR	570	370	NR	700	35	NR	830	1	NR	960	0	NR
445	434	NR	575	367	NR	705	30	NR	835	1	NR	965	0	NR
450	675	NR	580	365	NR	710	25	NR	840	1	NR	970	0	NR
455	615	NR	585	361	NR	715	22	NR	845	0	NR	975	0	NR
460	418	NR	590	356	NR	720	19	NR	850	0	NR	980	0	NR
465	344	NR	595	348	NR	725	16	NR	855	0	NR	985	0	NR
470	272	NR	600	343	NR	730	13	NR	860	0	NR	990	0	NR
475	206	NR	605	337	NR	735	11	NR	865	0	NR	995	0	NR
480	190	NR	610	362	NR	740	10	NR	870	0	NR	1000	0	NR
485	202	NR	615	381	NR	745	8	NR	875	0	NR			

REPORT NUMBER: SP1-2506-472-8

Scotopic Flux vs. Wavelength



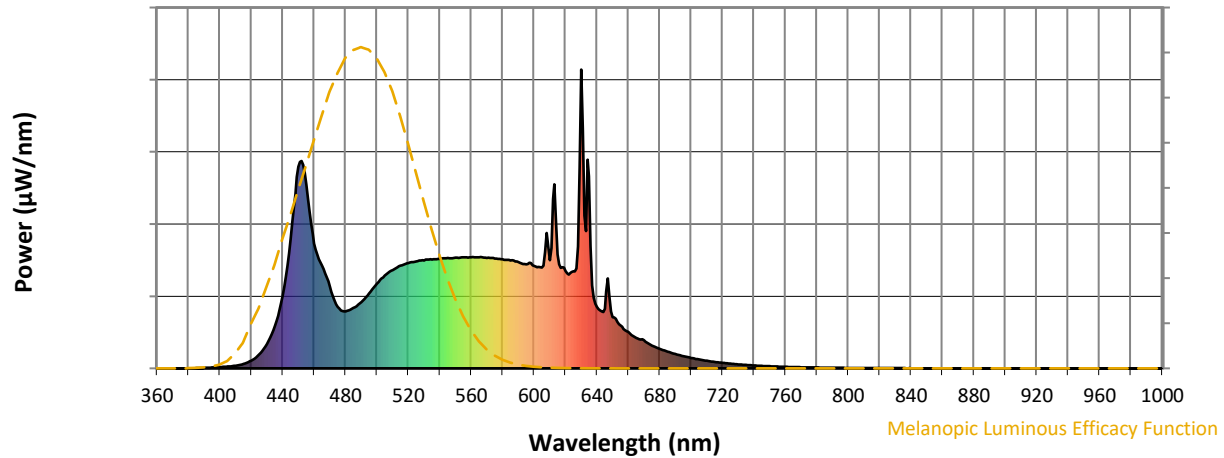
Scotopic Lumens: NR

S/P: 2.04

λ (nm)	Power W [^] /nm	Lumens (φ/nm)	λ (nm)	Power W [^] /nm	Lumens (φ/nm)	λ (nm)	Power W [^] /nm	Lumens (φ/nm)	λ (nm)	Power W [^] /nm	Lumens (φ/nm)	λ (nm)	Power W [^] /nm	Lumens (φ/nm)
360	0	NR	490	221	NR	620	326	NR	750	7	NR	880	0	NR
365	0	NR	495	250	NR	625	325	NR	755	6	NR	885	0	NR
370	0	NR	500	284	NR	630	1000	NR	760	5	NR	890	0	NR
375	0	NR	505	311	NR	635	643	NR	765	4	NR	895	0	NR
380	0	NR	510	329	NR	640	206	NR	770	4	NR	900	0	NR
385	1	NR	515	344	NR	645	199	NR	775	3	NR	905	0	NR
390	2	NR	520	353	NR	650	172	NR	780	3	NR	910	0	NR
395	3	NR	525	357	NR	655	143	NR	785	2	NR	915	0	NR
400	5	NR	530	362	NR	660	122	NR	790	2	NR	920	0	NR
405	6	NR	535	365	NR	665	102	NR	795	2	NR	925	0	NR
410	9	NR	540	367	NR	670	94	NR	800	2	NR	930	0	NR
415	15	NR	545	369	NR	675	76	NR	805	1	NR	935	0	NR
420	26	NR	550	370	NR	680	65	NR	810	1	NR	940	0	NR
425	47	NR	555	372	NR	685	56	NR	815	1	NR	945	0	NR
430	81	NR	560	372	NR	690	48	NR	820	1	NR	950	0	NR
435	143	NR	565	371	NR	695	41	NR	825	1	NR	955	0	NR
440	243	NR	570	370	NR	700	35	NR	830	1	NR	960	0	NR
445	434	NR	575	367	NR	705	30	NR	835	1	NR	965	0	NR
450	675	NR	580	365	NR	710	25	NR	840	1	NR	970	0	NR
455	615	NR	585	361	NR	715	22	NR	845	0	NR	975	0	NR
460	418	NR	590	356	NR	720	19	NR	850	0	NR	980	0	NR
465	344	NR	595	348	NR	725	16	NR	855	0	NR	985	0	NR
470	272	NR	600	343	NR	730	13	NR	860	0	NR	990	0	NR
475	206	NR	605	337	NR	735	11	NR	865	0	NR	995	0	NR
480	190	NR	610	362	NR	740	10	NR	870	0	NR	1000	0	NR
485	202	NR	615	381	NR	745	8	NR	875	0	NR			

REPORT NUMBER: SP1-2506-472-8

Melanopic Flux vs. Wavelength



Melanopic Lumens: NR

M/P: 4.41

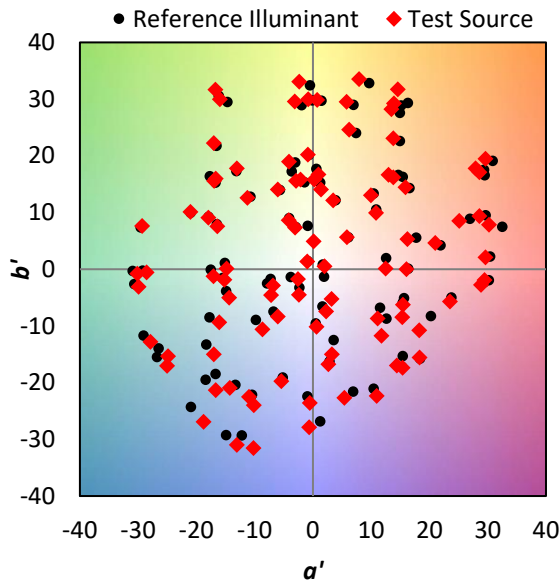
λ (nm)	Power W [^] /nm	Lumens (φ/nm)	λ (nm)	Power W [^] /nm	Lumens (φ/nm)	λ (nm)	Power W [^] /nm	Lumens (φ/nm)	λ (nm)	Power W [^] /nm	Lumens (φ/nm)	λ (nm)	Power W [^] /nm	Lumens (φ/nm)
360	0	NR	490	221	NR	620	326	NR	750	7	NR	880	0	NR
365	0	NR	495	250	NR	625	325	NR	755	6	NR	885	0	NR
370	0	NR	500	284	NR	630	1000	NR	760	5	NR	890	0	NR
375	0	NR	505	311	NR	635	643	NR	765	4	NR	895	0	NR
380	0	NR	510	329	NR	640	206	NR	770	4	NR	900	0	NR
385	1	NR	515	344	NR	645	199	NR	775	3	NR	905	0	NR
390	2	NR	520	353	NR	650	172	NR	780	3	NR	910	0	NR
395	3	NR	525	357	NR	655	143	NR	785	2	NR	915	0	NR
400	5	NR	530	362	NR	660	122	NR	790	2	NR	920	0	NR
405	6	NR	535	365	NR	665	102	NR	795	2	NR	925	0	NR
410	9	NR	540	367	NR	670	94	NR	800	2	NR	930	0	NR
415	15	NR	545	369	NR	675	76	NR	805	1	NR	935	0	NR
420	26	NR	550	370	NR	680	65	NR	810	1	NR	940	0	NR
425	47	NR	555	372	NR	685	56	NR	815	1	NR	945	0	NR
430	81	NR	560	372	NR	690	48	NR	820	1	NR	950	0	NR
435	143	NR	565	371	NR	695	41	NR	825	1	NR	955	0	NR
440	243	NR	570	370	NR	700	35	NR	830	1	NR	960	0	NR
445	434	NR	575	367	NR	705	30	NR	835	1	NR	965	0	NR
450	675	NR	580	365	NR	710	25	NR	840	1	NR	970	0	NR
455	615	NR	585	361	NR	715	22	NR	845	0	NR	975	0	NR
460	418	NR	590	356	NR	720	19	NR	850	0	NR	980	0	NR
465	344	NR	595	348	NR	725	16	NR	855	0	NR	985	0	NR
470	272	NR	600	343	NR	730	13	NR	860	0	NR	990	0	NR
475	206	NR	605	337	NR	735	11	NR	865	0	NR	995	0	NR
480	190	NR	610	362	NR	740	10	NR	870	0	NR	1000	0	NR
485	202	NR	615	381	NR	745	8	NR	875	0	NR			

Summary

$R_f = 90.7$
 $R_g = 100.5$
 CIE $R_a = 94.3$
 $R_9 = 72.3$

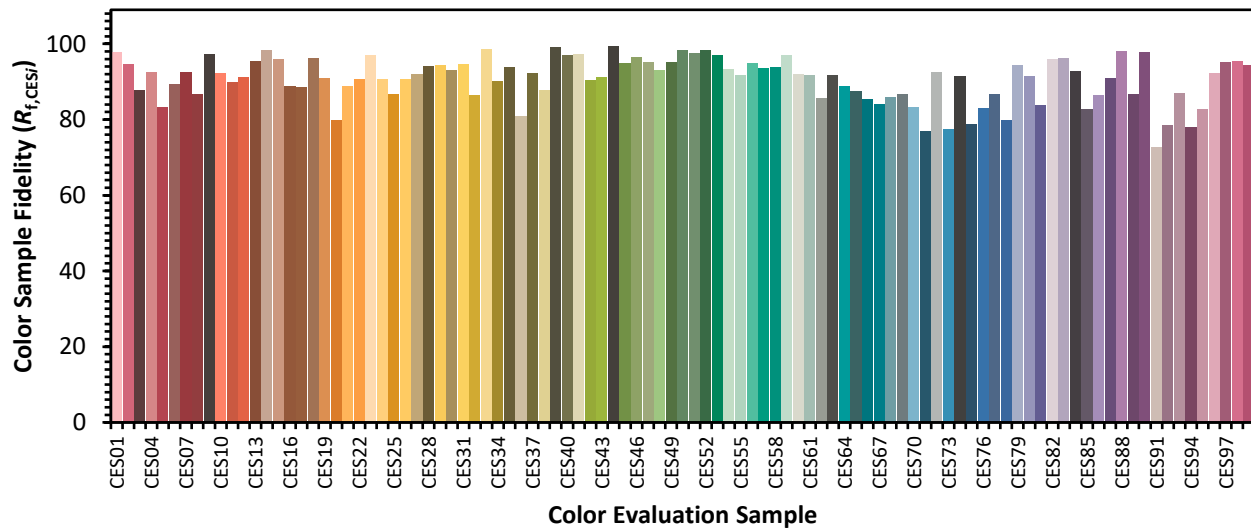


Color Vector Graphics



Individual Sample Fidelity Index ($R_{f,i}$)

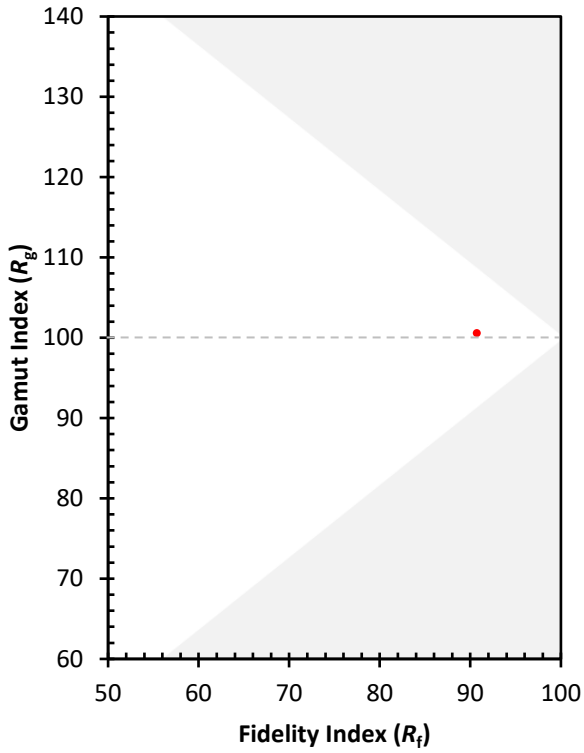
CES01 = 85	CES26 = 91	CES51 = 98	CES76 = 83
CES02 = 61	CES27 = 92	CES52 = 98	CES77 = 87
CES03 = 31	CES28 = 94	CES53 = 97	CES78 = 80
CES04 = 69	CES29 = 94	CES54 = 93	CES79 = 94
CES05 = 48	CES30 = 93	CES55 = 92	CES80 = 91
CES06 = 50	CES31 = 95	CES56 = 95	CES81 = 84
CES07 = 41	CES32 = 86	CES57 = 94	CES82 = 96
CES08 = 40	CES33 = 99	CES58 = 94	CES83 = 96
CES09 = 29	CES34 = 90	CES59 = 97	CES84 = 93
CES10 = 73	CES35 = 94	CES60 = 92	CES85 = 83
CES11 = 56	CES36 = 81	CES61 = 92	CES86 = 86
CES12 = 62	CES37 = 92	CES62 = 86	CES87 = 91
CES13 = 43	CES38 = 88	CES63 = 92	CES88 = 98
CES14 = 74	CES39 = 99	CES64 = 89	CES89 = 87
CES15 = 71	CES40 = 97	CES65 = 88	CES90 = 98
CES16 = 47	CES41 = 97	CES66 = 85	CES91 = 73
CES17 = 48	CES42 = 90	CES67 = 84	CES92 = 79
CES18 = 56	CES43 = 91	CES68 = 86	CES93 = 87
CES19 = 70	CES44 = 99	CES69 = 87	CES94 = 78
CES20 = 65	CES45 = 95	CES70 = 83	CES95 = 83
CES21 = 85	CES46 = 97	CES71 = 77	CES96 = 92
CES22 = 77	CES47 = 95	CES72 = 92	CES97 = 95
CES23 = 91	CES48 = 93	CES73 = 77	CES98 = 95
CES24 = 90	CES49 = 95	CES74 = 92	CES99 = 94
CES25 = 70	CES50 = 98	CES75 = 79	



Color Rendition by Hue-Angle Bin



Measure Comparisons



(END OF REPORT)