

Cooper Lighting Solutions Photometric Lab  
1121 Highway 74 South  
Peachtree City, GA 30269



Scaled data based on original data using  
LM-79-2019 Approved Method: Electrical and Photometric Measurements of Solid-  
State Lighting Products

Test Report Prepared for  
Cooper Lighting Solutions

Brand: METALUX

Report Number:

Luminaire Tested: EHBR1-30-UNV-TA-L950-UPL30

Issue Date: 3/20/2026

**Test Information**

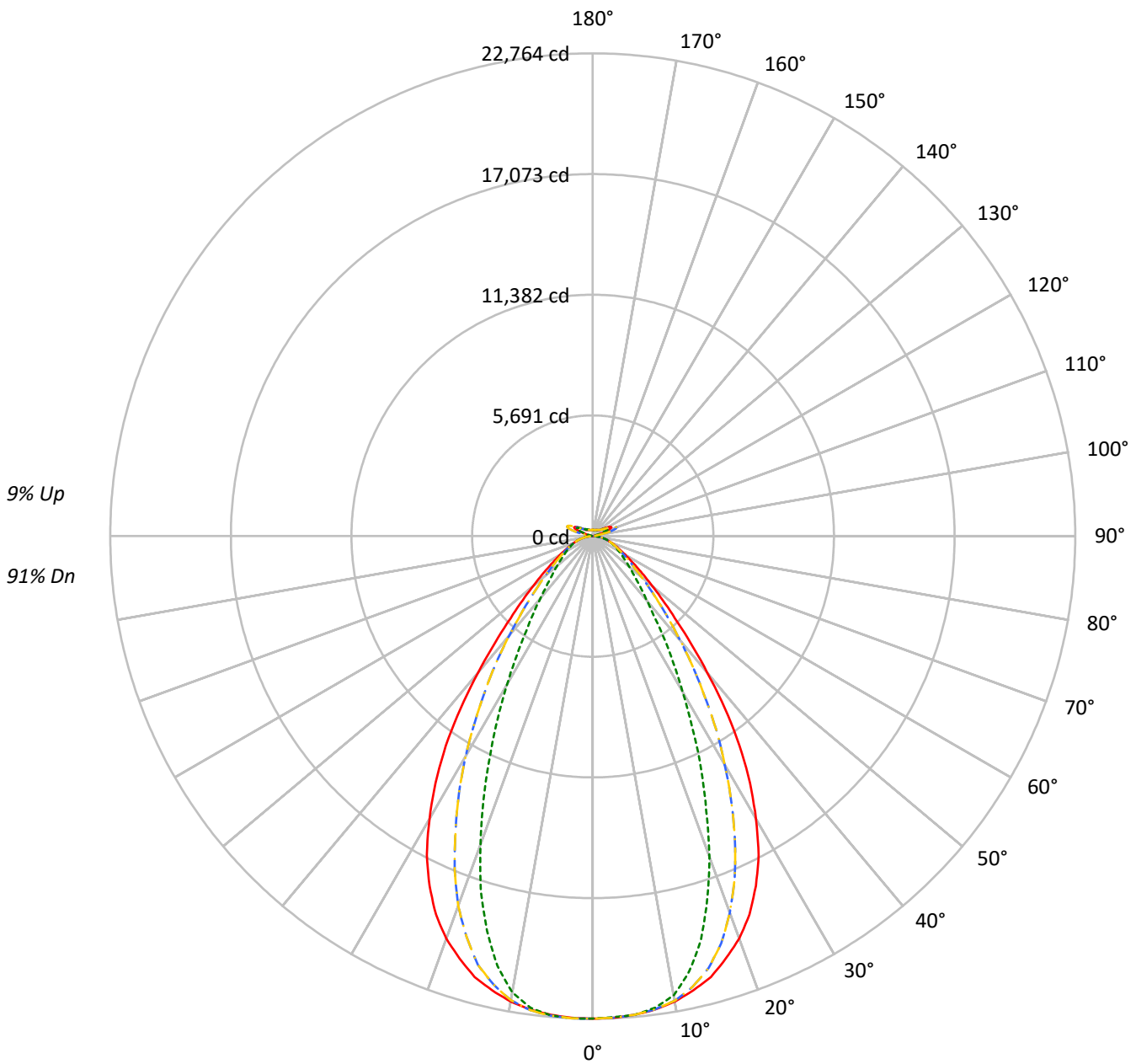
Test Method: LM-79-2019  
Report Number: REPORT IS A COMBINATION OF REPORTS P1431736 AND P1431635  
Test Lab: INNOVATION CENTER  
Issue Date: 3/20/2026  
Manufacturer: COOPER LIGHTING SOLUTIONS  
Product Line: METALUX  
Catalog Number: EHBR1-30-UNV-TA-L950-UPL30  
Description: Elevate Round Highbay at, 30000 lumens, 5000K 90CRI LEDs with TA lens  
Light Source: -  
Ballast/Driver: -

**Summary**

Lumens per Lamp: N/A  
Luminaire Lumens: 31102.1 lumens  
Efficiency: N/A  
Efficacy: 171.1 lumens/watt  
Spacing Criteria (0/90/45): 1.07 / 0.8 / 0.93  
Luminous Opening: Vertical Cylinder (Dia: 1.71' x H: 0.1')  
CIE Type: Direct  
  
Input Watts (W): 181.8  
Input Voltage (V): NR  
Input Current (Ain): NR  
Voltage Rise (V): NR  
Power Factor: NR  
Total Harmonic Distortion (THDi): NR  
Frequency (hertz): 60  
Stabilization Time: NR  
Operation Time: NR  
Ambient Temperature (°C): NR  
Test Distance: 24 FT

TEST NUMBER:  
CATALOG NUMBER: EHBR1-30-UNV-TA-L950-UPL30

### Luminous Intensity Polar Plot



— 0°-180°    - - 45°-225°    - - - 90°-270°    - · - 135°-315°



TEST NUMBER:

CATALOG NUMBER: EHBR1-30-UNV-TA-L950-UPL30

**COEFFICIENT OF UTILIZATION - ZONAL CAVITY METHOD:**

RF	20				20				20				20				20				20
RC	80				70				50				30				10				0
RW	70	50	30	10	70	50	30	10	50	30	10	50	30	10	50	30	10	50	30	10	0
RCR																					
0	117	117	117	117	113	113	113	113	106	106	106	100	100	100	94	94	94	94	94	94	91
1	109	106	103	100	106	103	100	97	97	95	93	92	90	88	87	85	84	87	85	84	82
2	102	96	91	86	99	93	89	85	88	85	81	84	81	78	80	77	75	80	77	75	73
3	95	87	81	76	92	85	79	75	81	76	72	77	73	70	74	71	68	74	71	68	66
4	89	80	73	68	86	78	72	67	74	69	65	71	67	63	68	65	62	68	65	62	59
5	83	73	66	61	81	72	65	60	69	63	59	66	61	57	63	59	56	63	59	56	54
6	78	68	60	55	76	66	60	55	64	58	54	61	56	53	59	55	51	59	55	51	50
7	74	63	56	51	72	62	55	50	59	53	49	57	52	48	55	51	47	55	51	47	46
8	69	58	51	46	68	57	51	46	55	50	45	54	48	45	52	47	44	52	47	44	42
9	66	54	48	43	64	54	47	43	52	46	42	50	45	41	49	44	41	49	44	41	39
10	62	51	44	40	61	50	44	40	49	43	39	47	42	39	46	41	38	46	41	38	36

**AVERAGE LUMINANCE (cd/sqm):**

	0°	90°	180°	270°
0°	106857	106857	106857	106857
5°	106140	106151	106140	106262
10°	104900	103527	104900	102850
15°	102614	93986	102614	91827
20°	98269	78320	98269	75271
25°	91163	60570	91163	57431
30°	80079	44150	80079	41905
35°	65813	31825	65813	29748
40°	48501	22896	48501	22190
45°	33875	18042	33875	17417
50°	24517	14969	24517	14742
55°	18568	13073	18568	12896
60°	14795	11790	14795	11874
65°	12433	11027	12433	11132
70°	11053	10472	11053	10575
75°	9769	9769	9769	9865
80°	8008	8824	8008	8824
85°	5130	6116	5130	6296

**MAXIMUM LUMINANCE 45°-90°:**

Horizontal Angle: 22.5°

Vertical Angle: 45°

Luminance: 35492 cd/sqm



TEST NUMBER:  
 CATALOG NUMBER: EHBR1-30-UNV-TA-L950-UPL30

**ZONAL LUMENS:**

Zone	Lumens	% Fixture
0°-10°	2148.8	6.9
10°-20°	5775.2	18.6
20°-30°	7022.6	22.6
30°-40°	5720.5	18.4
40°-50°	3434.6	11.0
50°-60°	1976.6	6.4
60°-70°	1237.0	4.0
70°-80°	728.6	2.3
80°-90°	218.1	0.7
90°-100°	74.7	0.2
100°-110°	494.1	1.6
110°-120°	914.0	2.9
120°-130°	542.4	1.7
130°-140°	327.8	1.1
140°-150°	227.0	0.7
150°-160°	147.8	0.5
160°-170°	84.4	0.3
170°-180°	27.9	0.1
0°-30°	14946.7	48.1
0°-40°	20667.2	66.4
0°-60°	26078.3	83.8
0°-90°	28262.0	90.9
90°-120°	1482.8	4.8
90°-150°	2579.9	8.3
90°-180°	2840.0	9.1
0°-180°	31102.1	100.0

**CANDELA DISTRIBUTION:**

	0°	90°	180°	270°	360°	Flux
0°	22754	22754	22754	22754	22754	
5°	22662	22665	22662	22689	22662	2152
15°	21528	19718	21528	19265	21528	6036
25°	18205	12096	18205	11469	18205	8299
35°	12079	5841	12079	5460	12079	7458
45°	5481	2919	5481	2818	5481	4366
55°	2509	1767	2509	1743	2509	2307
65°	1298	1151	1298	1162	1298	1312
75°	688	688	688	695	688	727
85°	176	210	176	216	176	193
90°	20	21	20	21	20	17
95°	39	36	39	35	39	42
105°	227	172	227	113	227	306
115°	973	791	973	829	973	887
125°	622	571	622	650	622	572
135°	392	418	392	453	392	311
145°	355	346	355	372	355	223
155°	315	306	315	330	315	147
165°	295	291	295	304	295	84
175°	292	291	292	298	292	28
180°	293	293	293	293	293	



TEST NUMBER:

CATALOG NUMBER: EHBR1-30-UNV-TA-L950-UPL30

**CANDELA DISTRIBUTION (FULL):**

	0°	22.5°	45°	67.5°	90°	112.5°	135°	157.5°	180°	202.5°	225°
0°	22754.5	22754.5	22754.5	22754.5	22754.5	22754.5	22754.5	22754.5	22754.5	22754.5	22754.5
2.5°	22743.5	22738.3	22733.5	22724.9	22704.5	22724.9	22733.5	22738.3	22743.5	22757.8	22764.0
5°	22662.5	22683.0	22661.6	22666.3	22664.9	22666.3	22661.6	22683.0	22662.5	22676.8	22702.5
7.5°	22521.0	22517.2	22510.0	22481.9	22434.2	22481.9	22510.0	22517.2	22521.0	22538.6	22556.7
10°	22287.4	22302.6	22252.2	22075.4	21995.8	22075.4	22252.2	22302.6	22287.4	22316.0	22224.5
12.5°	21940.9	21978.1	21773.7	21314.2	21034.5	21314.2	21773.7	21978.1	21940.9	21966.2	21654.5
15°	21527.8	21496.8	21093.6	20128.0	19717.7	20128.0	21093.6	21496.8	21527.8	21496.8	20924.4
17.5°	20884.3	20929.1	20146.6	18725.0	17967.2	18725.0	20146.6	20929.1	20884.3	20899.1	19812.5
20°	20197.2	20210.9	18905.6	16904.9	16097.1	16904.9	18905.6	20210.9	20197.2	20114.2	18549.6
22.5°	19322.6	19327.8	17483.5	15023.9	13982.1	15023.9	17483.5	19327.8	19322.6	19184.4	17011.6
25°	18205.1	18246.0	15883.1	13117.5	12095.7	13117.5	15883.1	18246.0	18205.1	18047.8	15303.1
27.5°	16950.2	16978.3	14174.6	11207.8	10145.6	11207.8	14174.6	16978.3	16950.2	16778.6	13669.9
30°	15403.2	15583.3	12458.9	9463.5	8492.3	9463.5	12458.9	15583.3	15403.2	15383.6	11986.0
32.5°	13805.7	14124.5	10841.4	7908.4	7075.9	7908.4	10841.4	14124.5	13805.7	13896.7	10308.1
35°	12079.0	12437.4	9162.8	6574.5	5841.0	6574.5	9162.8	12437.4	12079.0	12196.8	8768.1
37.5°	10248.5	10796.5	7740.2	5445.9	4740.6	5445.9	7740.2	10796.5	10248.5	10470.6	7413.8
40°	8406.4	8996.0	6391.0	4528.0	3968.5	4528.0	6391.0	8996.0	8406.4	8768.1	6121.3
42.5°	6824.7	7276.9	5274.9	3784.6	3419.5	3784.6	5274.9	7276.9	6824.7	7081.1	5045.1
45°	5480.8	5742.4	4364.5	3210.3	2919.1	3210.3	4364.5	5742.4	5480.8	5718.5	4175.3
47.5°	4474.6	4637.1	3593.0	2774.1	2549.8	2774.1	3593.0	4637.1	4474.6	4550.0	3487.2
50°	3653.9	3742.7	3020.5	2404.4	2230.9	2404.4	3020.5	3742.7	3653.9	3700.2	2920.9
52.5°	3032.1	3075.8	2533.5	2110.3	1983.1	2110.3	2533.5	3075.8	3032.1	3039.1	2489.2
55°	2509.3	2519.7	2162.7	1855.3	1766.7	1855.3	2162.7	2519.7	2509.3	2511.1	2126.6
57.5°	2101.3	2116.5	1858.7	1650.8	1577.4	1650.8	1858.7	2116.5	2101.3	2104.6	1841.5
60°	1778.6	1788.6	1606.1	1466.4	1417.4	1466.4	1606.1	1788.6	1778.6	1774.3	1596.0
62.5°	1514.1	1533.1	1403.5	1306.8	1275.3	1306.8	1403.5	1533.1	1514.1	1518.4	1403.1
65°	1297.7	1310.1	1230.1	1161.9	1151.0	1161.9	1230.1	1310.1	1297.7	1308.2	1233.9
67.5°	1120.0	1134.3	1080.4	1040.4	1029.5	1040.4	1080.4	1134.3	1120.0	1128.6	1081.4
70°	969.8	969.8	940.8	918.3	918.9	918.3	940.8	969.8	969.8	971.3	946.0
72.5°	822.5	827.8	808.3	801.6	804.4	801.6	808.3	827.8	822.5	840.7	814.0
75°	688.2	693.9	683.9	680.1	688.2	680.1	683.9	693.9	688.2	697.8	685.8
77.5°	549.5	560.0	558.6	563.3	578.6	563.3	558.6	560.0	549.5	563.8	566.7
80°	421.3	430.4	430.8	442.7	464.2	442.7	430.8	430.4	421.3	430.4	437.5
82.5°	296.5	302.1	306.0	326.0	344.6	326.0	306.0	302.1	296.5	301.7	311.3
85°	176.3	171.6	178.2	190.7	210.2	190.7	178.2	171.6	176.3	176.3	181.1
87.5°	56.2	54.8	54.4	66.2	75.8	66.2	54.4	54.8	56.2	58.2	60.5
90°	20.4	36.2	56.7	33.1	21.4	33.1	56.7	36.2	20.4	34.7	59.8
92.5°	26.8	47.2	91.3	50.4	30.4	50.4	91.3	47.2	26.8	47.2	85.0
95°	39.4	63.0	127.5	58.3	35.6	58.3	127.5	63.0	39.4	58.3	108.6
97.5°	61.4	77.1	146.4	64.6	45.0	64.6	146.4	77.1	61.4	72.4	122.8
100°	81.9	94.5	228.3	75.5	59.2	75.5	228.3	94.5	81.9	81.9	225.1
102.5°	124.4	177.9	484.8	160.6	100.1	160.6	484.8	177.9	124.4	160.6	522.6
105°	226.7	373.1	864.3	338.5	172.5	338.5	864.3	373.1	226.7	368.4	920.9
107.5°	429.7	661.2	1139.7	606.1	298.4	606.1	1139.7	661.2	429.7	687.9	1186.9
110°	687.9	908.3	1194.8	804.4	556.6	804.4	1194.8	908.3	687.9	961.8	1295.6



TEST NUMBER:  
 CATALOG NUMBER: EHBR1-30-UNV-TA-L950-UPL30

**CANDELA DISTRIBUTION (continued):**

	0°	22.5°	45°	67.5°	90°	112.5°	135°	157.5°	180°	202.5°	225°
112.5°	895.8	1002.8	1144.5	864.3	751.8	864.3	1144.5	1002.8	895.8	1072.0	1265.6
115°	972.9	979.2	1021.7	831.2	791.1	831.2	1021.7	979.2	972.9	1056.3	1130.3
117.5°	939.8	880.0	867.4	758.8	764.8	758.8	867.4	880.0	939.8	966.6	976.0
120°	848.5	768.2	724.2	675.4	707.7	675.4	724.2	768.2	848.5	837.5	821.7
122.5°	733.6	653.3	620.3	598.6	637.4	598.6	620.3	653.3	733.6	709.9	694.2
125°	621.9	554.1	546.2	532.6	571.2	532.6	546.2	554.1	621.9	598.2	604.9
127.5°	527.4	484.8	494.3	486.9	513.1	486.9	494.3	484.8	527.4	516.3	540.4
130°	460.1	439.2	461.7	451.2	473.7	451.2	461.7	439.2	460.1	463.3	495.2
132.5°	418.1	411.8	439.0	426.5	441.1	426.5	439.0	411.8	418.1	431.1	461.0
135°	392.4	393.4	419.1	404.9	418.0	404.9	419.1	393.4	392.4	411.2	438.0
137.5°	377.0	381.8	400.7	386.5	397.6	386.5	400.7	381.8	377.0	396.0	416.4
140°	368.1	371.3	385.4	369.7	379.5	369.7	385.4	371.3	368.1	387.0	396.5
142.5°	359.1	362.3	371.7	353.2	359.6	353.2	371.7	362.3	359.1	376.9	381.6
145°	354.8	356.4	361.1	341.2	345.9	341.2	361.1	356.4	354.8	367.9	364.8
147.5°	347.5	347.5	349.1	331.0	334.8	331.0	349.1	347.5	347.5	356.9	352.6
150°	338.5	336.9	338.5	320.6	324.3	320.6	338.5	336.9	338.5	344.8	338.9
152.5°	325.8	324.3	326.3	310.0	313.7	310.0	326.3	324.3	325.8	332.2	326.9
155°	314.9	314.9	315.9	302.6	306.2	302.6	315.9	314.9	314.9	318.5	316.4
157.5°	308.0	308.0	308.9	298.8	301.3	298.8	308.9	308.0	308.0	310.0	309.4
160°	301.0	302.6	303.5	295.1	297.7	295.1	303.5	302.6	301.0	304.7	304.0
162.5°	298.3	298.8	300.8	291.4	293.9	291.4	300.8	298.8	298.3	298.8	298.2
165°	294.6	296.2	297.1	290.3	291.2	290.3	297.1	296.2	294.6	296.2	294.5
167.5°	293.5	295.1	296.1	289.6	291.6	289.6	296.1	295.1	293.5	291.9	293.4
170°	290.3	292.4	295.0	290.1	290.5	290.1	295.0	292.4	290.3	290.8	290.7
172.5°	291.4	293.4	295.9	291.0	291.5	291.0	295.9	293.4	291.4	291.8	290.1
175°	292.3	292.8	294.2	290.4	291.4	290.4	294.2	292.8	292.3	291.2	291.0
177.5°	291.2	293.2	294.6	292.5	293.4	292.5	294.6	293.2	291.2	291.6	293.0
180°	293.0	293.0	293.0	293.0	293.0	293.0	293.0	293.0	293.0	293.0	293.0



TEST NUMBER:

CATALOG NUMBER: EHBR1-30-UNV-TA-L950-UPL30

**CANDELA DISTRIBUTION (continued):**

	247.5°	270°	292.5°	315°	337.5°	360°
0°	22754.5	22754.5	22754.5	22754.5	22754.5	22754.5
2.5°	22754.0	22762.5	22754.0	22764.0	22757.8	22743.5
5°	22692.5	22688.7	22692.5	22702.5	22676.8	22662.5
7.5°	22454.3	22438.9	22454.3	22556.7	22538.6	22521.0
10°	21956.6	21851.8	21956.6	22224.5	22316.0	22287.4
12.5°	21089.3	20764.3	21089.3	21654.5	21966.2	21940.9
15°	19823.0	19264.9	19823.0	20924.4	21496.8	21527.8
17.5°	18184.5	17545.9	18184.5	19812.5	20899.1	20884.3
20°	16402.6	15470.4	16402.6	18549.6	20114.2	20197.2
22.5°	14456.6	13453.0	14456.6	17011.6	19184.4	19322.6
25°	12515.5	11469.0	12515.5	15303.1	18047.8	18205.1
27.5°	10701.2	9705.2	10701.2	13669.9	16778.6	16950.2
30°	9021.2	8060.4	9021.2	11986.0	15383.6	15403.2
32.5°	7616.3	6664.1	7616.3	10308.1	13896.7	13805.7
35°	6249.4	5459.8	6249.4	8768.1	12196.8	12079.0
37.5°	5219.1	4586.2	5219.1	7413.8	10470.6	10248.5
40°	4353.1	3846.1	4353.1	6121.3	8768.1	8406.4
42.5°	3639.2	3259.8	3639.2	5045.1	7081.1	6824.7
45°	3103.1	2818.0	3103.1	4175.3	5718.5	5480.8
47.5°	2707.9	2476.4	2707.9	3487.2	4550.0	4474.6
50°	2356.2	2197.1	2356.2	2920.9	3700.2	3653.9
52.5°	2072.7	1957.4	2072.7	2489.2	3039.1	3032.1
55°	1836.8	1742.8	1836.8	2126.6	2511.1	2509.3
57.5°	1631.3	1570.9	1631.3	1841.5	2104.6	2101.3
60°	1448.3	1427.4	1448.3	1596.0	1774.3	1778.6
62.5°	1308.2	1277.3	1308.2	1403.1	1518.4	1514.1
65°	1169.1	1161.9	1169.1	1233.9	1308.2	1297.7
67.5°	1043.2	1037.1	1043.2	1081.4	1128.6	1120.0
70°	923.2	927.9	923.2	946.0	971.3	969.8
72.5°	806.8	807.8	806.8	814.0	840.7	822.5
75°	694.9	694.9	694.9	685.8	697.8	688.2
77.5°	572.9	587.1	572.9	566.7	563.8	549.5
80°	450.3	464.2	450.3	437.5	430.4	421.3
82.5°	326.5	348.9	326.5	311.3	301.7	296.5
85°	202.5	216.4	202.5	181.1	176.3	176.3
87.5°	76.3	83.4	76.3	60.5	58.2	56.2
90°	31.5	20.9	31.5	59.8	34.7	20.4
92.5°	42.5	28.8	42.5	85.0	47.2	26.8
95°	47.2	35.1	47.2	108.6	58.3	39.4
97.5°	50.4	42.9	50.4	122.8	72.4	61.4
100°	58.3	49.7	58.3	225.1	81.9	81.9
102.5°	118.1	60.8	118.1	522.6	160.6	124.4
105°	308.6	112.7	308.6	920.9	368.4	226.7
107.5°	610.8	265.4	610.8	1186.9	687.9	429.7
110°	837.5	539.4	837.5	1295.6	961.8	687.9



TEST NUMBER:

CATALOG NUMBER: EHBR1-30-UNV-TA-L950-UPL30

**CANDELA DISTRIBUTION (continued):**

	247.5°	270°	292.5°	315°	337.5°	360°
112.5°	928.7	747.1	928.7	1265.6	1072.0	895.8
115°	925.7	829.0	925.7	1130.3	1056.3	972.9
117.5°	869.0	833.7	869.0	976.0	966.6	939.8
120°	786.0	786.5	786.0	821.7	837.5	848.5
122.5°	701.0	722.4	701.0	694.2	709.9	733.6
125°	628.5	650.0	628.5	604.9	598.2	621.9
127.5°	567.7	585.4	567.7	540.4	516.3	527.4
130°	517.2	528.8	517.2	495.2	463.3	460.1
132.5°	480.5	486.8	480.5	461.0	431.1	418.1
135°	450.6	452.7	450.6	438.0	411.2	392.4
137.5°	425.9	423.2	425.9	416.4	396.0	377.0
140°	407.9	404.8	407.9	396.5	387.0	368.1
142.5°	389.5	386.8	389.5	381.6	376.9	359.1
145°	376.3	371.6	376.3	364.8	367.9	354.8
147.5°	362.5	358.4	362.5	352.6	356.9	347.5
150°	351.0	349.9	351.0	338.9	344.8	338.5
152.5°	340.0	339.3	340.0	326.9	332.2	325.8
155°	329.8	330.3	329.8	316.4	318.5	314.9
157.5°	321.4	321.8	321.4	309.4	310.0	308.0
160°	314.4	315.0	314.4	304.0	304.7	301.0
162.5°	309.1	309.6	309.1	298.2	298.8	298.3
165°	301.7	303.7	301.7	294.5	296.2	294.6
167.5°	299.1	301.1	299.1	293.4	291.9	293.5
170°	296.4	298.4	296.4	290.7	290.8	290.3
172.5°	294.2	297.8	294.2	290.1	291.8	291.4
175°	293.6	297.7	293.6	291.0	291.2	292.3
177.5°	295.6	301.3	295.6	293.0	291.6	291.2
180°	293.0	293.0	293.0	293.0	293.0	293.0



TEST NUMBER: CATALOG  
 CATALOG NUMBER: EHBR1-30-UNV-TA-L950-UPL30

**CIE UGR TABLE:**

Reflectances:											
Ceiling		0.7	0.7	0.5	0.5	0.3	0.7	0.7	0.5	0.5	0.3
Wall		0.5	0.3	0.5	0.3	0.3	0.5	0.3	0.5	0.3	0.3
Reference plane		0.2	0.2	0.2	0.2	0.2	0.2	0.2	0.2	0.2	0.2
Room dimensions		Viewed crosswise					Viewed endwise				
X=2H	Y=2H	18.77	19.89	19.29	20.39	20.93	17.04	18.16	17.56	18.65	19.20
	3H	19.93	20.92	20.46	21.44	22.02	18.63	19.63	19.17	20.14	20.73
	4H	20.38	21.31	20.94	21.84	22.44	19.28	20.22	19.84	20.74	21.34
	6H	20.69	21.55	21.26	22.09	22.71	19.80	20.65	20.36	21.19	21.81
	8H	20.78	21.59	21.36	22.15	22.77	19.96	20.77	20.54	21.34	21.95
	12H	20.81	21.58	21.40	22.14	22.78	20.05	20.83	20.64	21.38	22.02
4H	2H	19.02	19.95	19.58	20.48	21.08	17.58	18.51	18.14	19.04	19.64
	3H	20.41	21.18	20.98	21.76	22.37	19.38	20.15	19.95	20.72	21.34
	4H	21.00	21.69	21.58	22.27	22.92	20.15	20.84	20.73	21.42	22.07
	6H	21.44	22.03	22.05	22.64	23.31	20.78	21.37	21.39	21.98	22.65
	8H	21.56	22.11	22.17	22.72	23.40	20.98	21.54	21.60	22.14	22.82
	12H	21.62	22.11	22.25	22.74	23.43	21.11	21.60	21.74	22.23	22.91
8H	4H	21.16	21.71	21.77	22.32	22.99	20.39	20.94	21.00	21.55	22.23
	6H	21.70	22.15	22.35	22.80	23.49	21.13	21.58	21.78	22.23	22.92
	8H	21.88	22.29	22.54	22.95	23.64	21.41	21.81	22.07	22.47	23.17
	12H	21.99	22.35	22.65	22.99	23.76	21.59	21.95	22.25	22.59	23.36
12H	4H	21.15	21.64	21.78	22.28	22.96	20.39	20.88	21.02	21.52	22.20
	6H	21.72	22.12	22.38	22.78	23.48	21.16	21.56	21.82	22.22	22.92
	8H	21.93	22.29	22.59	22.93	23.70	21.48	21.83	22.14	22.48	23.24

LM-79-2019: Approved Method: Electrical and Photometric Measurements of Solid-State Lighting Products

Report Prepared for

Cooper Lighting Solutions

Metalux

Report Number: SP1-2506-472-8

Test Date: 08/04/2025

Luminaire Tested: EHBR-60-L950-N

Data in this report applies to families of products including EHBR-60-L950-N

**Test Information**

Test Method: LM-79-2019  
 Report Number: SP1-2506-472-8  
 Test Lab: COOPER LIGHTING SOLUTIONS  
 Photometer: SP1 - 76IN SPHERE  
 Measurement Geometry: 4π  
 Issue Date: 08/05/2025  
 Manufacturer: COOPER LIGHTING SOLUTIONS  
 Product Line: Metalux  
 Catalog Number: **EHBR-60-L950-N**  
 Description: Elevate Round Highbay at, 60000 lumens, 5000K 90CRI LEDs with N lens

**Spectral Parameters**

CCT (K): 4901  
 CIE u': 0.2131  
 CIE v': 0.4853  
 Duv: -0.0008  
 CIE x: 0.3477  
 CIE y: 0.3520  
 CIE z: 0.3003  
 Peak Wavelength (nm): 630  
 Dominant Wavelength (nm): 574  
 Purity: 9.953987  
 Rf: 90.7  
 Rg: 100.5

CRI (Ra):	94.3		
R1:	95.8	R9:	72.3
R2:	96.5	R10:	89.1
R3:	94.4	R11:	94.9
R4:	95.3	R12:	68.4
R5:	94.1	R13:	96.4
R6:	92.5	R14:	96.4
R7:	95.5	R15:	93.9
R8:	90.1		



**Test Conditions**

Stabilization Time: 35M  
 Operation Time: 1H 35M  
 Sphere Temperature (°C): 25.0

REPORT NUMBER: SP1-2506-472-8

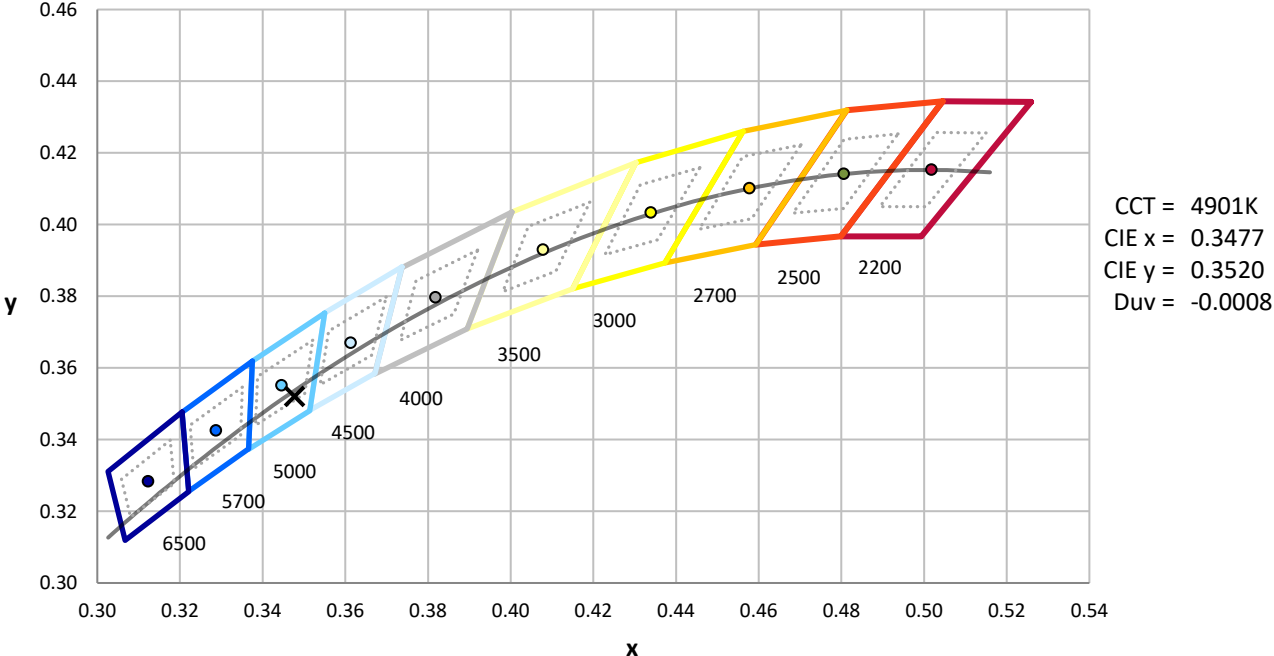
Measurement and Test Equipment			
Instrument	Identification Number	Calibration Date	Calibration Due Date
Photometer	76INCH SPHERE IN0058	6/16/2025	12/16/2025
Power Meter	XITRON INXT2011004	1/21/2025	1/21/2026
AC Power Source	CHROMA 61603 IN0063	10/22/2024	10/22/2025
DC Power Source	AGILENT E3634A IN0208	10/22/2024	10/22/2025
Sphere Thermometer	ONSET IN0085	10/22/2024	10/22/2025
Room Thermometer	ONSET IN0046	10/22/2024	10/22/2025

REPORT NUMBER: SP1-2506-472-8

CIE 1931 Chromaticity Diagram



CIE 1931 Chromaticity Diagram with 2017 ANSI 7-Step and 4-Step Quadrangles



Point lies inside the ANSI 5000K 4-step quadrangle

REPORT NUMBER: SP1-2506-472-8

**Photopic Flux vs. Wavelength**



**Photopic Lumens: NR**

λ (nm)	Power W <sup>^</sup> /nm	Lumens (φ/nm)	λ (nm)	Power W <sup>^</sup> /nm	Lumens (φ/nm)	λ (nm)	Power W <sup>^</sup> /nm	Lumens (φ/nm)	λ (nm)	Power W <sup>^</sup> /nm	Lumens (φ/nm)	λ (nm)	Power W <sup>^</sup> /nm	Lumens (φ/nm)
360	0	NR	490	221	NR	620	326	NR	750	7	NR	880	0	NR
365	0	NR	495	250	NR	625	325	NR	755	6	NR	885	0	NR
370	0	NR	500	284	NR	630	1000	NR	760	5	NR	890	0	NR
375	0	NR	505	311	NR	635	643	NR	765	4	NR	895	0	NR
380	0	NR	510	329	NR	640	206	NR	770	4	NR	900	0	NR
385	1	NR	515	344	NR	645	199	NR	775	3	NR	905	0	NR
390	2	NR	520	353	NR	650	172	NR	780	3	NR	910	0	NR
395	3	NR	525	357	NR	655	143	NR	785	2	NR	915	0	NR
400	5	NR	530	362	NR	660	122	NR	790	2	NR	920	0	NR
405	6	NR	535	365	NR	665	102	NR	795	2	NR	925	0	NR
410	9	NR	540	367	NR	670	94	NR	800	2	NR	930	0	NR
415	15	NR	545	369	NR	675	76	NR	805	1	NR	935	0	NR
420	26	NR	550	370	NR	680	65	NR	810	1	NR	940	0	NR
425	47	NR	555	372	NR	685	56	NR	815	1	NR	945	0	NR
430	81	NR	560	372	NR	690	48	NR	820	1	NR	950	0	NR
435	143	NR	565	371	NR	695	41	NR	825	1	NR	955	0	NR
440	243	NR	570	370	NR	700	35	NR	830	1	NR	960	0	NR
445	434	NR	575	367	NR	705	30	NR	835	1	NR	965	0	NR
450	675	NR	580	365	NR	710	25	NR	840	1	NR	970	0	NR
455	615	NR	585	361	NR	715	22	NR	845	0	NR	975	0	NR
460	418	NR	590	356	NR	720	19	NR	850	0	NR	980	0	NR
465	344	NR	595	348	NR	725	16	NR	855	0	NR	985	0	NR
470	272	NR	600	343	NR	730	13	NR	860	0	NR	990	0	NR
475	206	NR	605	337	NR	735	11	NR	865	0	NR	995	0	NR
480	190	NR	610	362	NR	740	10	NR	870	0	NR	1000	0	NR
485	202	NR	615	381	NR	745	8	NR	875	0	NR			

REPORT NUMBER: SP1-2506-472-8

**Scotopic Flux vs. Wavelength**



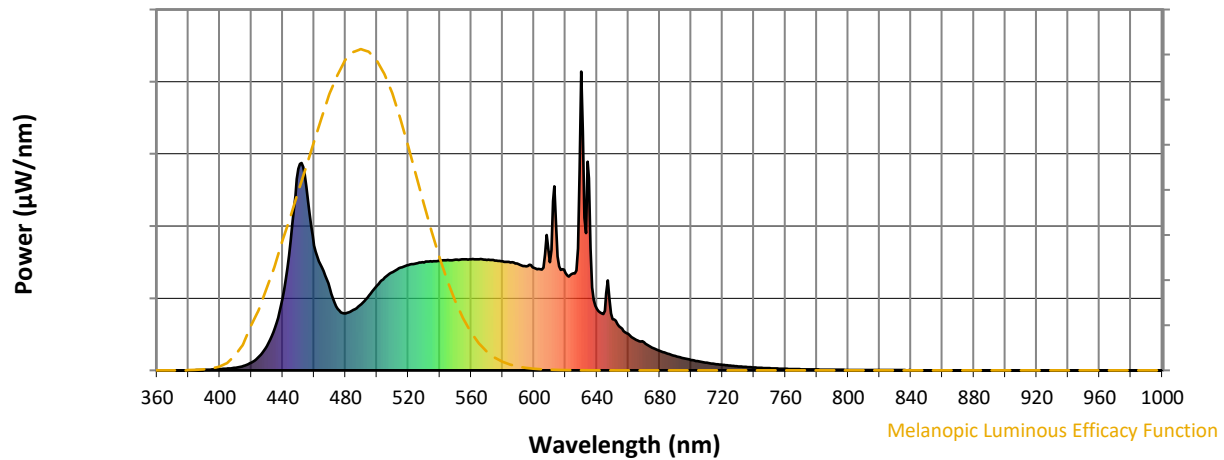
**Scotopic Lumens: NR**

**S/P: 2.04**

λ (nm)	Power W <sup>^</sup> /nm	Lumens (φ/nm)	λ (nm)	Power W <sup>^</sup> /nm	Lumens (φ/nm)	λ (nm)	Power W <sup>^</sup> /nm	Lumens (φ/nm)	λ (nm)	Power W <sup>^</sup> /nm	Lumens (φ/nm)	λ (nm)	Power W <sup>^</sup> /nm	Lumens (φ/nm)
360	0	NR	490	221	NR	620	326	NR	750	7	NR	880	0	NR
365	0	NR	495	250	NR	625	325	NR	755	6	NR	885	0	NR
370	0	NR	500	284	NR	630	1000	NR	760	5	NR	890	0	NR
375	0	NR	505	311	NR	635	643	NR	765	4	NR	895	0	NR
380	0	NR	510	329	NR	640	206	NR	770	4	NR	900	0	NR
385	1	NR	515	344	NR	645	199	NR	775	3	NR	905	0	NR
390	2	NR	520	353	NR	650	172	NR	780	3	NR	910	0	NR
395	3	NR	525	357	NR	655	143	NR	785	2	NR	915	0	NR
400	5	NR	530	362	NR	660	122	NR	790	2	NR	920	0	NR
405	6	NR	535	365	NR	665	102	NR	795	2	NR	925	0	NR
410	9	NR	540	367	NR	670	94	NR	800	2	NR	930	0	NR
415	15	NR	545	369	NR	675	76	NR	805	1	NR	935	0	NR
420	26	NR	550	370	NR	680	65	NR	810	1	NR	940	0	NR
425	47	NR	555	372	NR	685	56	NR	815	1	NR	945	0	NR
430	81	NR	560	372	NR	690	48	NR	820	1	NR	950	0	NR
435	143	NR	565	371	NR	695	41	NR	825	1	NR	955	0	NR
440	243	NR	570	370	NR	700	35	NR	830	1	NR	960	0	NR
445	434	NR	575	367	NR	705	30	NR	835	1	NR	965	0	NR
450	675	NR	580	365	NR	710	25	NR	840	1	NR	970	0	NR
455	615	NR	585	361	NR	715	22	NR	845	0	NR	975	0	NR
460	418	NR	590	356	NR	720	19	NR	850	0	NR	980	0	NR
465	344	NR	595	348	NR	725	16	NR	855	0	NR	985	0	NR
470	272	NR	600	343	NR	730	13	NR	860	0	NR	990	0	NR
475	206	NR	605	337	NR	735	11	NR	865	0	NR	995	0	NR
480	190	NR	610	362	NR	740	10	NR	870	0	NR	1000	0	NR
485	202	NR	615	381	NR	745	8	NR	875	0	NR			

REPORT NUMBER: SP1-2506-472-8

**Melanopic Flux vs. Wavelength**



**Melanopic Lumens: NR**

**M/P: 4.41**

λ (nm)	Power W <sup>^</sup> /nm	Lumens (φ/nm)	λ (nm)	Power W <sup>^</sup> /nm	Lumens (φ/nm)	λ (nm)	Power W <sup>^</sup> /nm	Lumens (φ/nm)	λ (nm)	Power W <sup>^</sup> /nm	Lumens (φ/nm)	λ (nm)	Power W <sup>^</sup> /nm	Lumens (φ/nm)
360	0	NR	490	221	NR	620	326	NR	750	7	NR	880	0	NR
365	0	NR	495	250	NR	625	325	NR	755	6	NR	885	0	NR
370	0	NR	500	284	NR	630	1000	NR	760	5	NR	890	0	NR
375	0	NR	505	311	NR	635	643	NR	765	4	NR	895	0	NR
380	0	NR	510	329	NR	640	206	NR	770	4	NR	900	0	NR
385	1	NR	515	344	NR	645	199	NR	775	3	NR	905	0	NR
390	2	NR	520	353	NR	650	172	NR	780	3	NR	910	0	NR
395	3	NR	525	357	NR	655	143	NR	785	2	NR	915	0	NR
400	5	NR	530	362	NR	660	122	NR	790	2	NR	920	0	NR
405	6	NR	535	365	NR	665	102	NR	795	2	NR	925	0	NR
410	9	NR	540	367	NR	670	94	NR	800	2	NR	930	0	NR
415	15	NR	545	369	NR	675	76	NR	805	1	NR	935	0	NR
420	26	NR	550	370	NR	680	65	NR	810	1	NR	940	0	NR
425	47	NR	555	372	NR	685	56	NR	815	1	NR	945	0	NR
430	81	NR	560	372	NR	690	48	NR	820	1	NR	950	0	NR
435	143	NR	565	371	NR	695	41	NR	825	1	NR	955	0	NR
440	243	NR	570	370	NR	700	35	NR	830	1	NR	960	0	NR
445	434	NR	575	367	NR	705	30	NR	835	1	NR	965	0	NR
450	675	NR	580	365	NR	710	25	NR	840	1	NR	970	0	NR
455	615	NR	585	361	NR	715	22	NR	845	0	NR	975	0	NR
460	418	NR	590	356	NR	720	19	NR	850	0	NR	980	0	NR
465	344	NR	595	348	NR	725	16	NR	855	0	NR	985	0	NR
470	272	NR	600	343	NR	730	13	NR	860	0	NR	990	0	NR
475	206	NR	605	337	NR	735	11	NR	865	0	NR	995	0	NR
480	190	NR	610	362	NR	740	10	NR	870	0	NR	1000	0	NR
485	202	NR	615	381	NR	745	8	NR	875	0	NR			

**Summary**

$R_f = 90.7$   
 $R_g = 100.5$   
 CIE  $R_a = 94.3$   
 $R_9 = 72.3$



**Color Vector Graphics**

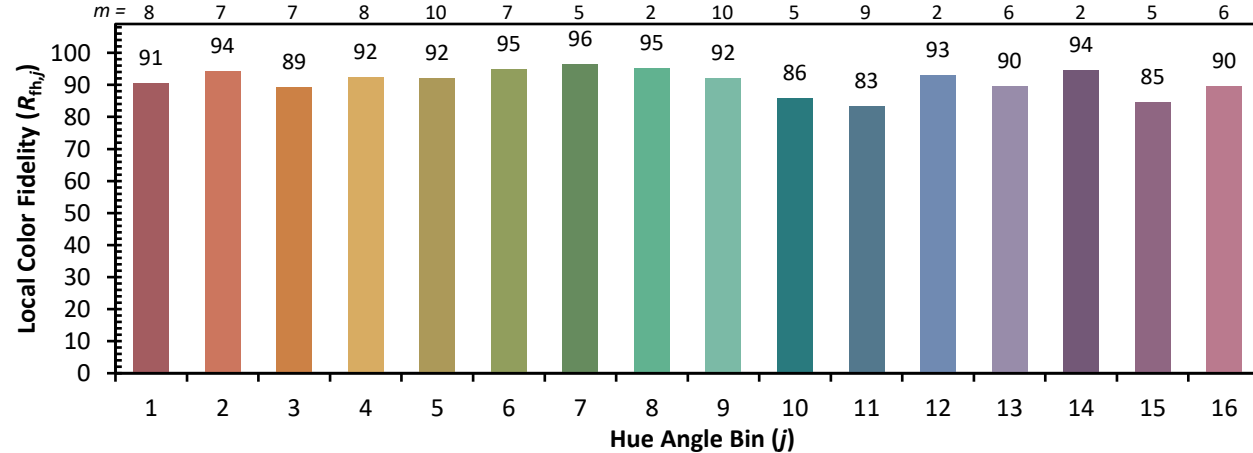


**Individual Sample Fidelity Index ( $R_{f,i}$ )**

CES01 = 85	CES26 = 91	CES51 = 98	CES76 = 83
CES02 = 61	CES27 = 92	CES52 = 98	CES77 = 87
CES03 = 31	CES28 = 94	CES53 = 97	CES78 = 80
CES04 = 69	CES29 = 94	CES54 = 93	CES79 = 94
CES05 = 48	CES30 = 93	CES55 = 92	CES80 = 91
CES06 = 50	CES31 = 95	CES56 = 95	CES81 = 84
CES07 = 41	CES32 = 86	CES57 = 94	CES82 = 96
CES08 = 40	CES33 = 99	CES58 = 94	CES83 = 96
CES09 = 29	CES34 = 90	CES59 = 97	CES84 = 93
CES10 = 73	CES35 = 94	CES60 = 92	CES85 = 83
CES11 = 56	CES36 = 81	CES61 = 92	CES86 = 86
CES12 = 62	CES37 = 92	CES62 = 86	CES87 = 91
CES13 = 43	CES38 = 88	CES63 = 92	CES88 = 98
CES14 = 74	CES39 = 99	CES64 = 89	CES89 = 87
CES15 = 71	CES40 = 97	CES65 = 88	CES90 = 98
CES16 = 47	CES41 = 97	CES66 = 85	CES91 = 73
CES17 = 48	CES42 = 90	CES67 = 84	CES92 = 79
CES18 = 56	CES43 = 91	CES68 = 86	CES93 = 87
CES19 = 70	CES44 = 99	CES69 = 87	CES94 = 78
CES20 = 65	CES45 = 95	CES70 = 83	CES95 = 83
CES21 = 85	CES46 = 97	CES71 = 77	CES96 = 92
CES22 = 77	CES47 = 95	CES72 = 92	CES97 = 95
CES23 = 91	CES48 = 93	CES73 = 77	CES98 = 95
CES24 = 90	CES49 = 95	CES74 = 92	CES99 = 94
CES25 = 70	CES50 = 98	CES75 = 79	



Color Rendition by Hue-Angle Bin



Measure Comparisons



(END OF REPORT)