

Cooper Lighting Solutions Photometric Lab
1121 Highway 74 South
Peachtree City, GA 30269



Scaled data based on original data using
LM-79-2019 Approved Method: Electrical and Photometric Measurements of Solid-
State Lighting Products

Test Report Prepared for
Cooper Lighting Solutions

Brand: METALUX

Report Number:

Luminaire Tested: EHBR1-36-UNV-TA-L950-UPL30

Issue Date: 3/20/2026

Test Information

Test Method: LM-79-2019
Report Number: REPORT IS A COMBINATION OF REPORTS P1431768 AND P1431635
Test Lab: INNOVATION CENTER
Issue Date: 3/20/2026
Manufacturer: COOPER LIGHTING SOLUTIONS
Product Line: METALUX
Catalog Number: EHBR1-36-UNV-TA-L950-UPL30
Description: Elevate Round Highbay at, 36000 lumens, 5000K 90CRI LEDs with TA lens
Light Source: -
Ballast/Driver: -

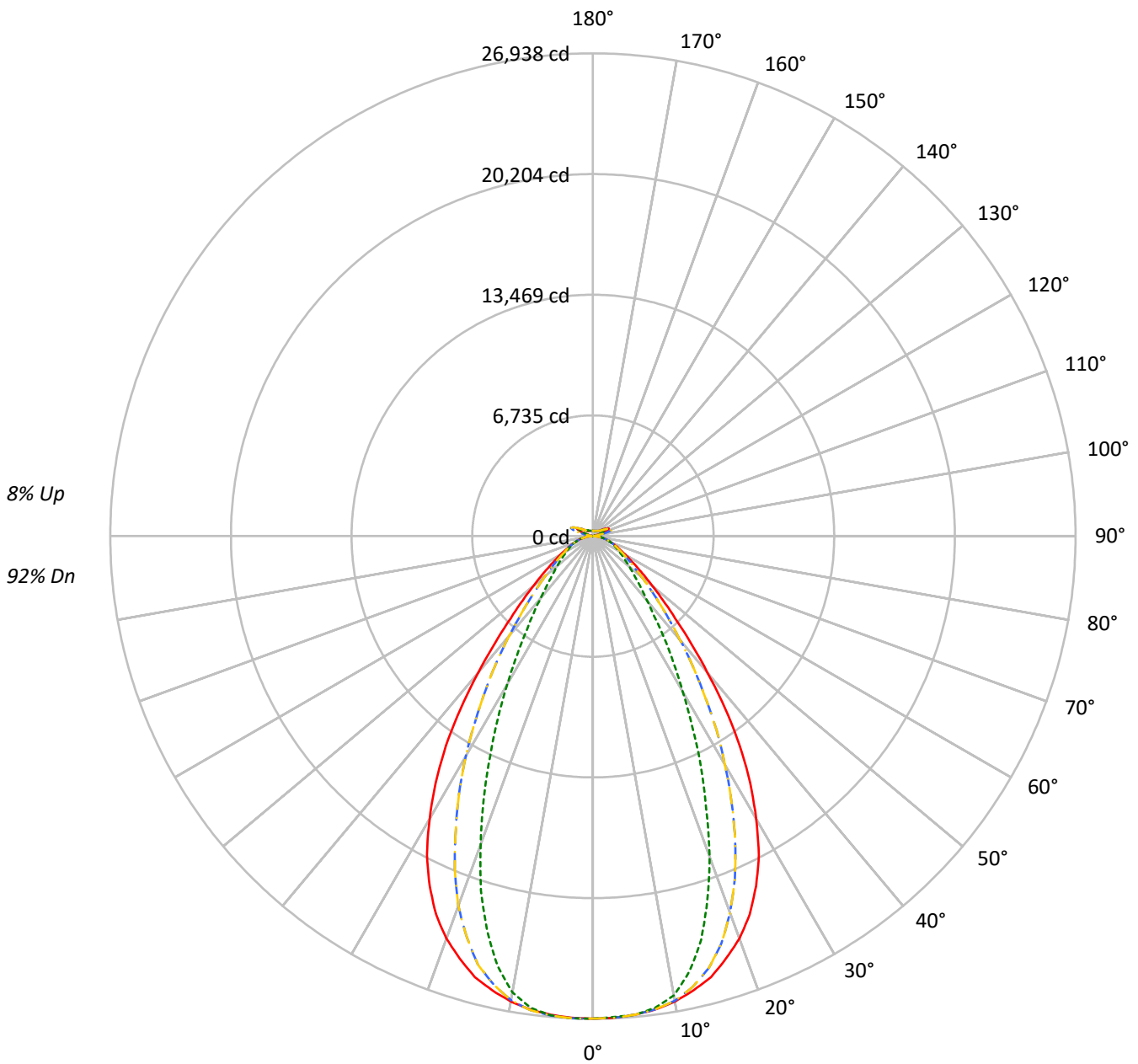
Summary

Lumens per Lamp: N/A
Luminaire Lumens: 36284.7 lumens
Efficiency: N/A
Efficacy: 170.0 lumens/watt
Spacing Criteria (0/90/45): 1.07 / 0.8 / 0.93
Luminous Opening: Vertical Cylinder (Dia: 1.71' x H: 0.1')
CIE Type: Direct

Input Watts (W): 213.4
Input Voltage (V): NR
Input Current (Ain): NR
Voltage Rise (V): NR
Power Factor: NR
Total Harmonic Distortion (THDi): NR
Frequency (hertz): 60
Stabilization Time: NR
Operation Time: NR
Ambient Temperature (°C): NR
Test Distance: 24 FT

TEST NUMBER:
CATALOG NUMBER: EHBR1-36-UNV-TA-L950-UPL30

Luminous Intensity Polar Plot



— 0°-180° - - 45°-225° - - - 90°-270° - · - 135°-315°



TEST NUMBER:

CATALOG NUMBER: EHBR1-36-UNV-TA-L950-UPL30

COEFFICIENT OF UTILIZATION - ZONAL CAVITY METHOD:

RF	20				20				20				20				20				20
RC	80				70				50				30				10				0
RW	70	50	30	10	70	50	30	10	50	30	10	50	30	10	50	30	10	50	30	10	0
RCR																					
0	117	117	117	117	114	114	114	114	107	107	107	101	101	101	95	95	95	95	95	95	92
1	110	106	103	100	106	103	100	98	98	95	93	93	91	89	88	86	85	85	85	85	83
2	102	96	91	87	99	94	89	85	89	85	82	85	82	79	81	78	76	76	76	76	74
3	96	88	81	76	93	86	80	75	82	77	73	78	74	71	75	71	69	69	69	69	67
4	89	80	73	68	87	78	72	67	75	70	66	72	68	64	69	65	62	62	62	62	60
5	84	74	67	61	81	72	66	61	69	64	59	67	62	58	64	60	57	57	57	57	55
6	79	68	61	56	77	67	60	55	64	58	54	62	57	53	60	56	52	52	52	52	50
7	74	63	56	51	72	62	55	50	60	54	50	58	53	49	56	51	48	48	48	48	46
8	70	59	52	47	68	58	51	46	56	50	46	54	49	45	53	48	44	44	44	44	43
9	66	55	48	43	64	54	47	43	52	46	42	51	46	42	49	45	41	41	41	41	40
10	62	51	45	40	61	51	44	40	49	43	39	48	43	39	47	42	39	39	39	39	37

AVERAGE LUMINANCE (cd/sqm):

	0°	90°	180°	270°
0°	126448	126448	126448	126448
5°	125599	125612	125599	125744
10°	124132	122507	124132	121706
15°	121426	111217	121426	108663
20°	116285	92679	116285	89071
25°	107875	71674	107875	67961
30°	94761	52245	94761	49588
35°	77879	37660	77879	35201
40°	57393	27094	57393	26258
45°	40084	21350	40084	20611
50°	29013	17713	29013	17444
55°	21972	15470	21972	15261
60°	17508	13952	17508	14050
65°	14712	13049	14712	13172
70°	13079	12392	13079	12514
75°	11561	11561	11561	11673
80°	9478	10442	9478	10442
85°	6072	7236	6072	7451

MAXIMUM LUMINANCE 45°-90°:

Horizontal Angle: 22.5°

Vertical Angle: 45°

Luminance: 41999 cd/sqm



TEST NUMBER:

CATALOG NUMBER: EHBR1-36-UNV-TA-L950-UPL30

ZONAL LUMENS:

Zone	Lumens	% Fixture
0°-10°	2542.8	7.0
10°-20°	6834.0	18.8
20°-30°	8310.1	22.9
30°-40°	6769.2	18.7
40°-50°	4064.3	11.2
50°-60°	2339.0	6.4
60°-70°	1463.8	4.0
70°-80°	862.1	2.4
80°-90°	257.1	0.7
90°-100°	74.7	0.2
100°-110°	494.1	1.4
110°-120°	914.0	2.5
120°-130°	542.5	1.5
130°-140°	328.0	0.9
140°-150°	227.5	0.6
150°-160°	148.4	0.4
160°-170°	84.8	0.2
170°-180°	28.2	0.1
0°-30°	17687.0	48.7
0°-40°	24456.2	67.4
0°-60°	30859.4	85.0
0°-90°	33442.5	92.2
90°-120°	1482.8	4.1
90°-150°	2580.8	7.1
90°-180°	2842.0	7.8
0°-180°	36284.7	100.0

CANDELA DISTRIBUTION:

	0°	90°	180°	270°	360°	Flux
0°	26926	26926	26926	26926	26926	
5°	26817	26820	26817	26848	26817	2546
15°	25474	23333	25474	22797	25474	7142
25°	21543	14313	21543	13572	21543	9821
35°	14294	6912	14294	6461	14294	8826
45°	6486	3454	6486	3335	6486	5167
55°	2969	2091	2969	2062	2969	2730
65°	1536	1362	1536	1375	1536	1552
75°	814	814	814	822	814	860
85°	209	249	209	256	209	229
90°	20	22	20	21	20	18
95°	39	36	39	35	39	42
105°	227	173	227	113	227	306
115°	973	791	973	829	973	887
125°	622	572	622	650	622	572
135°	393	418	393	453	393	311
145°	356	347	356	372	356	223
155°	316	308	316	332	316	148
165°	296	293	296	306	296	84
175°	294	294	294	300	294	28
180°	296	296	296	296	296	



TEST NUMBER:
 CATALOG NUMBER: EHBR1-36-UNV-TA-L950-UPL30

CANDELA DISTRIBUTION (FULL):

	0°	22.5°	45°	67.5°	90°	112.5°	135°	157.5°	180°	202.5°	225°
0°	26926.2	26926.2	26926.2	26926.2	26926.2	26926.2	26926.2	26926.2	26926.2	26926.2	26926.2
2.5°	26913.3	26907.0	26901.4	26891.3	26867.0	26891.3	26901.4	26907.0	26913.3	26930.2	26937.5
5°	26817.4	26841.6	26816.2	26821.8	26820.2	26821.8	26816.2	26841.6	26817.4	26834.3	26864.8
7.5°	26649.9	26645.3	26636.9	26603.6	26547.2	26603.6	26636.9	26645.3	26649.9	26670.7	26692.1
10°	26373.6	26391.6	26331.7	26122.6	26028.4	26122.6	26331.7	26391.6	26373.6	26407.4	26299.0
12.5°	25963.5	26007.5	25765.5	25221.9	24890.9	25221.9	25765.5	26007.5	25963.5	25993.5	25624.6
15°	25474.5	25437.9	24960.8	23818.2	23332.7	23818.2	24960.8	25437.9	25474.5	25437.9	24760.6
17.5°	24713.2	24766.3	23840.2	22158.0	21261.2	22158.0	23840.2	24766.3	24713.2	24730.7	23444.9
20°	23900.0	23916.3	22371.7	20004.2	19048.2	20004.2	22371.7	23916.3	23900.0	23801.9	21950.4
22.5°	22865.1	22871.3	20688.9	17778.2	16545.4	17778.2	20688.9	22871.3	22865.1	22701.6	20130.5
25°	21542.6	21591.1	18795.0	15522.4	14313.3	15522.4	18795.0	21591.1	21542.6	21356.5	18108.7
27.5°	20057.7	20091.1	16773.3	13262.6	12005.5	13262.6	16773.3	20091.1	20057.7	19854.7	16176.1
30°	18227.2	18440.3	14743.0	11198.5	10049.2	11198.5	14743.0	18440.3	18227.2	18204.0	14183.6
32.5°	16336.7	16714.0	12828.9	9358.3	8373.1	9358.3	12828.9	16714.0	16336.7	16444.5	12197.9
35°	14293.5	14717.6	10842.7	7779.8	6911.9	7779.8	10842.7	14717.6	14293.5	14432.9	10375.7
37.5°	12127.4	12775.9	9159.2	6444.3	5609.7	6444.3	9159.2	12775.9	12127.4	12390.2	8773.0
40°	9947.7	10645.3	7562.7	5358.2	4696.1	5358.2	7562.7	10645.3	9947.7	10375.7	7243.5
42.5°	8075.9	8611.1	6241.9	4478.4	4046.4	4478.4	6241.9	8611.1	8075.9	8379.3	5970.0
45°	6485.5	6795.2	5164.8	3798.9	3454.3	3798.9	5164.8	6795.2	6485.5	6766.9	4940.8
47.5°	5295.0	5487.3	4251.7	3282.8	3017.2	3282.8	4251.7	5487.3	5295.0	5384.1	4126.5
50°	4323.9	4428.8	3574.4	2845.1	2639.9	2845.1	3574.4	4428.8	4323.9	4378.5	3456.5
52.5°	3587.9	3639.8	2998.0	2497.2	2346.7	2497.2	2998.0	3639.8	3587.9	3596.3	2945.6
55°	2969.3	2981.6	2559.2	2195.5	2090.6	2195.5	2559.2	2981.6	2969.3	2971.5	2516.4
57.5°	2486.5	2504.5	2199.4	1953.6	1866.7	1953.6	2199.4	2504.5	2486.5	2490.4	2179.1
60°	2104.7	2116.5	1900.5	1735.3	1677.2	1735.3	1900.5	2116.5	2104.7	2099.6	1888.7
62.5°	1791.7	1814.3	1660.9	1546.4	1509.2	1546.4	1660.9	1814.3	1791.7	1796.8	1660.3
65°	1535.6	1550.3	1455.5	1374.9	1362.0	1374.9	1455.5	1550.3	1535.6	1548.1	1460.1
67.5°	1325.3	1342.2	1278.5	1231.1	1218.2	1231.1	1278.5	1342.2	1325.3	1335.4	1279.6
70°	1147.6	1147.6	1113.3	1086.8	1087.3	1086.8	1113.3	1147.6	1147.6	1149.3	1119.5
72.5°	973.4	979.6	956.4	948.5	952.0	948.5	956.4	979.6	973.4	994.8	963.2
75°	814.4	821.2	809.3	804.8	814.4	804.8	809.3	821.2	814.4	825.6	811.6
77.5°	650.3	662.6	661.0	666.6	684.7	666.6	661.0	662.6	650.3	667.2	670.5
80°	498.6	509.2	509.8	523.9	549.3	523.9	509.8	509.2	498.6	509.2	517.7
82.5°	350.7	357.5	362.1	385.8	407.8	385.8	362.1	357.5	350.7	357.0	368.3
85°	208.7	203.0	210.9	225.6	248.7	225.6	210.9	203.0	208.7	208.7	214.3
87.5°	66.5	64.9	64.3	78.4	89.7	78.4	64.3	64.9	66.5	68.8	71.6
90°	20.4	36.2	56.7	33.1	21.6	33.1	56.7	36.2	20.4	34.7	59.8
92.5°	26.8	47.2	91.3	50.4	30.5	50.4	91.3	47.2	26.8	47.2	85.0
95°	39.4	63.0	127.5	58.3	35.8	58.3	127.5	63.0	39.4	58.3	108.6
97.5°	61.4	77.1	146.4	64.6	45.2	64.6	146.4	77.1	61.4	72.4	122.8
100°	81.9	94.5	228.3	75.5	59.4	75.5	228.3	94.5	81.9	81.9	225.1
102.5°	124.4	177.9	484.8	160.6	100.3	160.6	484.8	177.9	124.4	160.6	522.6
105°	226.7	373.1	864.3	338.5	172.7	338.5	864.3	373.1	226.7	368.4	920.9
107.5°	429.7	661.2	1139.7	606.1	298.6	606.1	1139.7	661.2	429.7	687.9	1186.9
110°	687.9	908.3	1194.8	804.4	556.8	804.4	1194.8	908.3	687.9	961.8	1295.6



TEST NUMBER:

CATALOG NUMBER: EHBR1-36-UNV-TA-L950-UPL30

CANDELA DISTRIBUTION (continued):

	0°	22.5°	45°	67.5°	90°	112.5°	135°	157.5°	180°	202.5°	225°
112.5°	895.8	1002.8	1144.5	864.3	752.0	864.3	1144.5	1002.8	895.8	1072.0	1265.6
115°	972.9	979.2	1021.7	831.2	791.3	831.2	1021.7	979.2	972.9	1056.3	1130.3
117.5°	939.8	880.0	867.4	758.8	765.1	758.8	867.4	880.0	939.8	966.6	976.0
120°	848.5	768.2	724.2	675.4	707.9	675.4	724.2	768.2	848.5	837.5	821.7
122.5°	733.6	653.3	620.3	598.7	637.7	598.7	620.3	653.3	733.6	709.9	694.2
125°	621.9	554.1	546.2	532.7	571.5	532.7	546.2	554.1	621.9	598.2	605.0
127.5°	527.4	484.8	494.3	486.9	513.3	486.9	494.3	484.8	527.4	516.3	540.5
130°	460.2	439.2	461.8	451.4	473.9	451.4	461.8	439.2	460.2	463.3	495.4
132.5°	418.3	412.0	439.3	426.7	441.4	426.7	439.3	412.0	418.3	431.4	461.3
135°	392.6	393.7	419.4	405.2	418.4	405.2	419.4	393.7	392.6	411.5	438.3
137.5°	377.4	382.1	401.1	386.9	397.9	386.9	401.1	382.1	377.4	396.4	416.8
140°	368.6	371.7	385.9	370.2	380.1	370.2	385.9	371.7	368.6	387.4	396.9
142.5°	359.7	362.8	372.3	354.0	360.3	354.0	372.3	362.8	359.7	377.7	382.3
145°	355.6	357.2	361.9	342.0	346.7	342.0	361.9	357.2	355.6	368.8	365.6
147.5°	348.3	348.3	349.9	332.1	335.8	332.1	349.9	348.3	348.3	357.7	353.5
150°	339.4	337.8	339.4	321.7	325.4	321.7	339.4	337.8	339.4	345.7	340.0
152.5°	326.8	325.2	327.3	311.2	314.9	311.2	327.3	325.2	326.8	333.1	327.9
155°	315.8	315.8	316.9	303.8	307.5	303.8	316.9	315.8	315.8	319.5	317.5
157.5°	309.0	309.0	310.1	300.2	302.9	300.2	310.1	309.0	309.0	311.2	310.7
160°	302.2	303.8	304.9	296.7	299.4	296.7	304.9	303.8	302.2	306.0	305.5
162.5°	299.6	300.2	302.3	293.0	295.8	293.0	302.3	300.2	299.6	300.2	299.8
165°	296.1	297.7	298.8	292.0	293.2	292.0	298.8	297.7	296.1	297.7	296.2
167.5°	295.1	296.7	297.8	291.6	293.8	291.6	297.8	296.7	295.1	293.5	295.2
170°	291.9	294.1	296.8	292.2	292.8	292.2	296.8	294.1	291.9	292.5	292.7
172.5°	293.0	295.2	298.0	293.3	293.9	293.3	298.0	295.2	293.0	293.6	292.2
175°	294.3	294.8	296.5	292.9	294.0	292.9	296.5	294.8	294.3	293.2	293.3
177.5°	293.2	295.4	297.0	295.0	296.1	295.0	297.0	295.4	293.2	293.8	295.5
180°	295.5	295.5	295.5	295.5	295.5	295.5	295.5	295.5	295.5	295.5	295.5



TEST NUMBER:

CATALOG NUMBER: EHBR1-36-UNV-TA-L950-UPL30

CANDELA DISTRIBUTION (continued):

	247.5°	270°	292.5°	315°	337.5°	360°
0°	26926.2	26926.2	26926.2	26926.2	26926.2	26926.2
2.5°	26925.6	26935.8	26925.6	26937.5	26930.2	26913.3
5°	26852.9	26848.3	26852.9	26864.8	26834.3	26817.4
7.5°	26570.9	26552.9	26570.9	26692.1	26670.7	26649.9
10°	25982.1	25858.1	25982.1	26299.0	26407.4	26373.6
12.5°	24955.7	24571.1	24955.7	25624.6	25993.5	25963.5
15°	23457.2	22796.9	23457.2	24760.6	25437.9	25474.5
17.5°	21518.4	20762.7	21518.4	23444.9	24730.7	24713.2
20°	19409.7	18306.6	19409.7	21950.4	23801.9	23900.0
22.5°	17107.1	15919.4	17107.1	20130.5	22701.6	22865.1
25°	14810.1	13571.7	14810.1	18108.7	21356.5	21542.6
27.5°	12663.1	11484.4	12663.1	16176.1	19854.7	20057.7
30°	10675.1	9538.2	10675.1	14183.6	18204.0	18227.2
32.5°	9012.6	7885.9	9012.6	12197.9	16444.5	16336.7
35°	7395.2	6460.7	7395.2	10375.7	14432.9	14293.5
37.5°	6175.9	5427.0	6175.9	8773.0	12390.2	12127.4
40°	5151.2	4551.2	5151.2	7243.5	10375.7	9947.7
42.5°	4306.4	3857.5	4306.4	5970.0	8379.3	8075.9
45°	3672.0	3334.7	3672.0	4940.8	6766.9	6485.5
47.5°	3204.4	2930.3	3204.4	4126.5	5384.1	5295.0
50°	2788.2	2599.8	2788.2	3456.5	4378.5	4323.9
52.5°	2452.7	2316.2	2452.7	2945.6	3596.3	3587.9
55°	2173.5	2062.4	2173.5	2516.4	2971.5	2969.3
57.5°	1930.4	1858.8	1930.4	2179.1	2490.4	2486.5
60°	1713.8	1689.0	1713.8	1888.7	2099.6	2104.7
62.5°	1548.1	1511.4	1548.1	1660.3	1796.8	1791.7
65°	1383.4	1374.9	1383.4	1460.1	1548.1	1535.6
67.5°	1234.5	1227.2	1234.5	1279.6	1335.4	1325.3
70°	1092.4	1098.0	1092.4	1119.5	1149.3	1147.6
72.5°	954.8	955.9	954.8	963.2	994.8	973.4
75°	822.3	822.3	822.3	811.6	825.6	814.4
77.5°	677.9	694.8	677.9	670.5	667.2	650.3
80°	532.9	549.3	532.9	517.7	509.2	498.6
82.5°	386.3	412.8	386.3	368.3	357.0	350.7
85°	239.7	256.1	239.7	214.3	208.7	208.7
87.5°	90.2	98.7	90.2	71.6	68.8	66.5
90°	31.5	21.0	31.5	59.8	34.7	20.4
92.5°	42.5	28.9	42.5	85.0	47.2	26.8
95°	47.2	35.2	47.2	108.6	58.3	39.4
97.5°	50.4	43.0	50.4	122.8	72.4	61.4
100°	58.3	49.9	58.3	225.1	81.9	81.9
102.5°	118.1	60.9	118.1	522.6	160.6	124.4
105°	308.6	112.9	308.6	920.9	368.4	226.7
107.5°	610.8	265.5	610.8	1186.9	687.9	429.7
110°	837.5	539.5	837.5	1295.6	961.8	687.9



TEST NUMBER:

CATALOG NUMBER: EHBR1-36-UNV-TA-L950-UPL30

CANDELA DISTRIBUTION (continued):

	247.5°	270°	292.5°	315°	337.5°	360°
112.5°	928.7	747.3	928.7	1265.6	1072.0	895.8
115°	925.7	829.1	925.7	1130.3	1056.3	972.9
117.5°	869.0	833.9	869.0	976.0	966.6	939.8
120°	786.1	786.7	786.1	821.7	837.5	848.5
122.5°	701.1	722.7	701.1	694.2	709.9	733.6
125°	628.6	650.3	628.6	605.0	598.2	621.9
127.5°	567.9	585.7	567.9	540.5	516.3	527.4
130°	517.4	529.0	517.4	495.4	463.3	460.2
132.5°	480.8	487.0	480.8	461.3	431.4	418.3
135°	450.9	453.0	450.9	438.3	411.5	392.6
137.5°	426.3	423.7	426.3	416.8	396.4	377.4
140°	408.4	405.4	408.4	396.9	387.4	368.6
142.5°	390.2	387.6	390.2	382.3	377.7	359.7
145°	377.2	372.5	377.2	365.6	368.8	355.6
147.5°	363.6	359.4	363.6	353.5	357.7	348.3
150°	352.1	351.1	352.1	340.0	345.7	339.4
152.5°	341.1	340.6	341.1	327.9	333.1	326.8
155°	331.1	331.7	331.1	317.5	319.5	315.8
157.5°	322.9	323.4	322.9	310.7	311.2	309.0
160°	316.1	316.6	316.1	305.5	306.0	302.2
162.5°	310.9	311.5	310.9	299.8	300.2	299.6
165°	303.6	305.8	303.6	296.2	297.7	296.1
167.5°	301.1	303.3	301.1	295.2	293.5	295.1
170°	298.5	300.7	298.5	292.7	292.5	291.9
172.5°	296.5	300.2	296.5	292.2	293.6	293.0
175°	296.0	300.3	296.0	293.3	293.2	294.3
177.5°	298.2	304.0	298.2	295.5	293.8	293.2
180°	295.5	295.5	295.5	295.5	295.5	295.5



TEST NUMBER: CATALOG
 CATALOG NUMBER: EHBR1-36-UNV-TA-L950-UPL30

CIE UGR TABLE:

Reflectances:											
Ceiling		0.7	0.7	0.5	0.5	0.3	0.7	0.7	0.5	0.5	0.3
Wall		0.5	0.3	0.5	0.3	0.3	0.5	0.3	0.5	0.3	0.3
Reference plane		0.2	0.2	0.2	0.2	0.2	0.2	0.2	0.2	0.2	0.2
Room dimensions		Viewed crosswise					Viewed endwise				
X=2H	Y=2H	19.46	20.60	19.96	21.07	21.58	17.72	18.86	18.22	19.34	19.85
	3H	20.62	21.63	21.13	22.12	22.67	19.32	20.33	19.84	20.82	21.38
	4H	21.07	22.01	21.60	22.52	23.09	19.97	20.92	20.51	21.42	22.00
	6H	21.38	22.25	21.93	22.77	23.36	20.48	21.35	21.03	21.88	22.46
	8H	21.47	22.29	22.03	22.83	23.42	20.65	21.48	21.21	22.02	22.61
	12H	21.50	22.29	22.07	22.82	23.43	20.74	21.53	21.31	22.06	22.68
4H	2H	19.71	20.66	20.25	21.16	21.73	18.27	19.22	18.81	19.72	20.29
	3H	21.10	21.88	21.65	22.43	23.02	20.07	20.85	20.62	21.40	21.99
	4H	21.69	22.39	22.25	22.95	23.57	20.84	21.54	21.40	22.10	22.72
	6H	22.13	22.73	22.72	23.32	23.96	21.47	22.07	22.06	22.66	23.30
	8H	22.25	22.81	22.85	23.40	24.05	21.67	22.24	22.27	22.82	23.47
	12H	22.31	22.81	22.92	23.42	24.08	21.80	22.30	22.41	22.91	23.56
8H	4H	21.85	22.41	22.44	23.00	23.64	21.08	21.64	21.67	22.23	22.88
	6H	22.39	22.85	23.02	23.48	24.14	21.82	22.28	22.45	22.91	23.57
	8H	22.57	22.98	23.22	23.62	24.29	22.10	22.51	22.74	23.15	23.82
	12H	22.68	23.04	23.32	23.67	24.41	22.28	22.64	22.92	23.27	24.01
12H	4H	21.84	22.34	22.45	22.95	23.61	21.08	21.58	21.69	22.19	22.85
	6H	22.41	22.82	23.05	23.46	24.13	21.85	22.26	22.49	22.90	23.57
	8H	22.63	22.99	23.27	23.61	24.35	22.17	22.53	22.81	23.15	23.90

LM-79-2019: Approved Method: Electrical and Photometric Measurements of Solid-
State Lighting Products

Report Prepared for

Cooper Lighting Solutions

Metalux

Report Number: SP1-2506-472-8

Test Date: 08/04/2025

Luminaire Tested: EHBR-60-L950-N

Data in this report applies to families of products including EHBR-60-L950-N

Test Information

Test Method: LM-79-2019
 Report Number: SP1-2506-472-8
 Test Lab: COOPER LIGHTING SOLUTIONS
 Photometer: SP1 - 76IN SPHERE
 Measurement Geometry: 4π
 Issue Date: 08/05/2025
 Manufacturer: COOPER LIGHTING SOLUTIONS
 Product Line: Metalux
 Catalog Number: **EHBR-60-L950-N**
 Description: Elevate Round Highbay at, 60000 lumens, 5000K 90CRI LEDs with N lens

Spectral Parameters

CCT (K): 4901
 CIE u': 0.2131
 CIE v': 0.4853
 Duv: -0.0008
 CIE x: 0.3477
 CIE y: 0.3520
 CIE z: 0.3003
 Peak Wavelength (nm): 630
 Dominant Wavelength (nm): 574
 Purity: 9.953987
 Rf: 90.7
 Rg: 100.5

CRI (Ra):	94.3		
R1:	95.8	R9:	72.3
R2:	96.5	R10:	89.1
R3:	94.4	R11:	94.9
R4:	95.3	R12:	68.4
R5:	94.1	R13:	96.4
R6:	92.5	R14:	96.4
R7:	95.5	R15:	93.9
R8:	90.1		



Test Conditions
 Stabilization Time: 35M
 Operation Time: 1H 35M
 Sphere Temperature (°C): 25.0

REPORT NUMBER: SP1-2506-472-8

Measurement and Test Equipment			
Instrument	Identification Number	Calibration Date	Calibration Due Date
Photometer	76INCH SPHERE IN0058	6/16/2025	12/16/2025
Power Meter	XITRON INXT2011004	1/21/2025	1/21/2026
AC Power Source	CHROMA 61603 IN0063	10/22/2024	10/22/2025
DC Power Source	AGILENT E3634A IN0208	10/22/2024	10/22/2025
Sphere Thermometer	ONSET IN0085	10/22/2024	10/22/2025
Room Thermometer	ONSET IN0046	10/22/2024	10/22/2025

REPORT NUMBER: SP1-2506-472-8

CIE 1931 Chromaticity Diagram



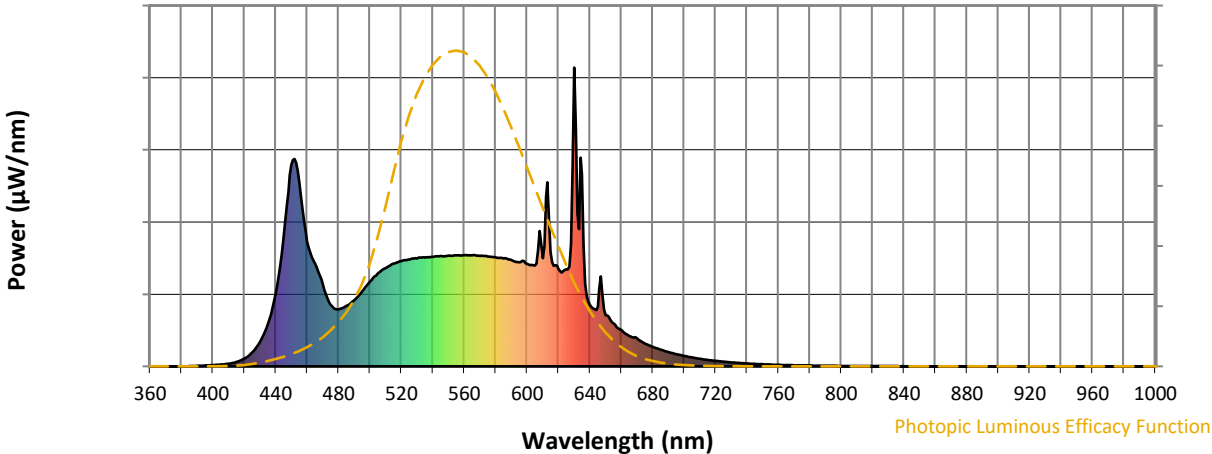
CIE 1931 Chromaticity Diagram with 2017 ANSI 7-Step and 4-Step Quadrangles



Point lies inside the ANSI 5000K 4-step quadrangle

REPORT NUMBER: SP1-2506-472-8

Photopic Flux vs. Wavelength



Photopic Lumens: NR

λ (nm)	Power W [^] /nm	Lumens (φ/nm)	λ (nm)	Power W [^] /nm	Lumens (φ/nm)	λ (nm)	Power W [^] /nm	Lumens (φ/nm)	λ (nm)	Power W [^] /nm	Lumens (φ/nm)	λ (nm)	Power W [^] /nm	Lumens (φ/nm)
360	0	NR	490	221	NR	620	326	NR	750	7	NR	880	0	NR
365	0	NR	495	250	NR	625	325	NR	755	6	NR	885	0	NR
370	0	NR	500	284	NR	630	1000	NR	760	5	NR	890	0	NR
375	0	NR	505	311	NR	635	643	NR	765	4	NR	895	0	NR
380	0	NR	510	329	NR	640	206	NR	770	4	NR	900	0	NR
385	1	NR	515	344	NR	645	199	NR	775	3	NR	905	0	NR
390	2	NR	520	353	NR	650	172	NR	780	3	NR	910	0	NR
395	3	NR	525	357	NR	655	143	NR	785	2	NR	915	0	NR
400	5	NR	530	362	NR	660	122	NR	790	2	NR	920	0	NR
405	6	NR	535	365	NR	665	102	NR	795	2	NR	925	0	NR
410	9	NR	540	367	NR	670	94	NR	800	2	NR	930	0	NR
415	15	NR	545	369	NR	675	76	NR	805	1	NR	935	0	NR
420	26	NR	550	370	NR	680	65	NR	810	1	NR	940	0	NR
425	47	NR	555	372	NR	685	56	NR	815	1	NR	945	0	NR
430	81	NR	560	372	NR	690	48	NR	820	1	NR	950	0	NR
435	143	NR	565	371	NR	695	41	NR	825	1	NR	955	0	NR
440	243	NR	570	370	NR	700	35	NR	830	1	NR	960	0	NR
445	434	NR	575	367	NR	705	30	NR	835	1	NR	965	0	NR
450	675	NR	580	365	NR	710	25	NR	840	1	NR	970	0	NR
455	615	NR	585	361	NR	715	22	NR	845	0	NR	975	0	NR
460	418	NR	590	356	NR	720	19	NR	850	0	NR	980	0	NR
465	344	NR	595	348	NR	725	16	NR	855	0	NR	985	0	NR
470	272	NR	600	343	NR	730	13	NR	860	0	NR	990	0	NR
475	206	NR	605	337	NR	735	11	NR	865	0	NR	995	0	NR
480	190	NR	610	362	NR	740	10	NR	870	0	NR	1000	0	NR
485	202	NR	615	381	NR	745	8	NR	875	0	NR			

REPORT NUMBER: SP1-2506-472-8

Scotopic Flux vs. Wavelength



Scotopic Lumens: NR

S/P: 2.04

λ (nm)	Power W [^] /nm	Lumens (φ/nm)	λ (nm)	Power W [^] /nm	Lumens (φ/nm)	λ (nm)	Power W [^] /nm	Lumens (φ/nm)	λ (nm)	Power W [^] /nm	Lumens (φ/nm)	λ (nm)	Power W [^] /nm	Lumens (φ/nm)
360	0	NR	490	221	NR	620	326	NR	750	7	NR	880	0	NR
365	0	NR	495	250	NR	625	325	NR	755	6	NR	885	0	NR
370	0	NR	500	284	NR	630	1000	NR	760	5	NR	890	0	NR
375	0	NR	505	311	NR	635	643	NR	765	4	NR	895	0	NR
380	0	NR	510	329	NR	640	206	NR	770	4	NR	900	0	NR
385	1	NR	515	344	NR	645	199	NR	775	3	NR	905	0	NR
390	2	NR	520	353	NR	650	172	NR	780	3	NR	910	0	NR
395	3	NR	525	357	NR	655	143	NR	785	2	NR	915	0	NR
400	5	NR	530	362	NR	660	122	NR	790	2	NR	920	0	NR
405	6	NR	535	365	NR	665	102	NR	795	2	NR	925	0	NR
410	9	NR	540	367	NR	670	94	NR	800	2	NR	930	0	NR
415	15	NR	545	369	NR	675	76	NR	805	1	NR	935	0	NR
420	26	NR	550	370	NR	680	65	NR	810	1	NR	940	0	NR
425	47	NR	555	372	NR	685	56	NR	815	1	NR	945	0	NR
430	81	NR	560	372	NR	690	48	NR	820	1	NR	950	0	NR
435	143	NR	565	371	NR	695	41	NR	825	1	NR	955	0	NR
440	243	NR	570	370	NR	700	35	NR	830	1	NR	960	0	NR
445	434	NR	575	367	NR	705	30	NR	835	1	NR	965	0	NR
450	675	NR	580	365	NR	710	25	NR	840	1	NR	970	0	NR
455	615	NR	585	361	NR	715	22	NR	845	0	NR	975	0	NR
460	418	NR	590	356	NR	720	19	NR	850	0	NR	980	0	NR
465	344	NR	595	348	NR	725	16	NR	855	0	NR	985	0	NR
470	272	NR	600	343	NR	730	13	NR	860	0	NR	990	0	NR
475	206	NR	605	337	NR	735	11	NR	865	0	NR	995	0	NR
480	190	NR	610	362	NR	740	10	NR	870	0	NR	1000	0	NR
485	202	NR	615	381	NR	745	8	NR	875	0	NR			

REPORT NUMBER: SP1-2506-472-8

Melanopic Flux vs. Wavelength



Melanopic Lumens: NR

M/P: 4.41

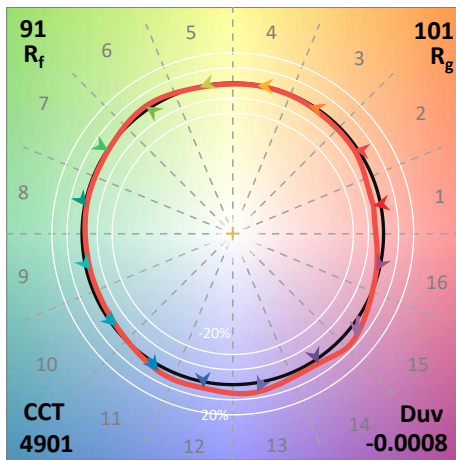
λ (nm)	Power W [^] /nm	Lumens (φ/nm)	λ (nm)	Power W [^] /nm	Lumens (φ/nm)	λ (nm)	Power W [^] /nm	Lumens (φ/nm)	λ (nm)	Power W [^] /nm	Lumens (φ/nm)	λ (nm)	Power W [^] /nm	Lumens (φ/nm)
360	0	NR	490	221	NR	620	326	NR	750	7	NR	880	0	NR
365	0	NR	495	250	NR	625	325	NR	755	6	NR	885	0	NR
370	0	NR	500	284	NR	630	1000	NR	760	5	NR	890	0	NR
375	0	NR	505	311	NR	635	643	NR	765	4	NR	895	0	NR
380	0	NR	510	329	NR	640	206	NR	770	4	NR	900	0	NR
385	1	NR	515	344	NR	645	199	NR	775	3	NR	905	0	NR
390	2	NR	520	353	NR	650	172	NR	780	3	NR	910	0	NR
395	3	NR	525	357	NR	655	143	NR	785	2	NR	915	0	NR
400	5	NR	530	362	NR	660	122	NR	790	2	NR	920	0	NR
405	6	NR	535	365	NR	665	102	NR	795	2	NR	925	0	NR
410	9	NR	540	367	NR	670	94	NR	800	2	NR	930	0	NR
415	15	NR	545	369	NR	675	76	NR	805	1	NR	935	0	NR
420	26	NR	550	370	NR	680	65	NR	810	1	NR	940	0	NR
425	47	NR	555	372	NR	685	56	NR	815	1	NR	945	0	NR
430	81	NR	560	372	NR	690	48	NR	820	1	NR	950	0	NR
435	143	NR	565	371	NR	695	41	NR	825	1	NR	955	0	NR
440	243	NR	570	370	NR	700	35	NR	830	1	NR	960	0	NR
445	434	NR	575	367	NR	705	30	NR	835	1	NR	965	0	NR
450	675	NR	580	365	NR	710	25	NR	840	1	NR	970	0	NR
455	615	NR	585	361	NR	715	22	NR	845	0	NR	975	0	NR
460	418	NR	590	356	NR	720	19	NR	850	0	NR	980	0	NR
465	344	NR	595	348	NR	725	16	NR	855	0	NR	985	0	NR
470	272	NR	600	343	NR	730	13	NR	860	0	NR	990	0	NR
475	206	NR	605	337	NR	735	11	NR	865	0	NR	995	0	NR
480	190	NR	610	362	NR	740	10	NR	870	0	NR	1000	0	NR
485	202	NR	615	381	NR	745	8	NR	875	0	NR			

Summary

$R_f = 90.7$
 $R_g = 100.5$
 CIE $R_a = 94.3$
 $R_9 = 72.3$



Color Vector Graphics



Individual Sample Fidelity Index ($R_{f,i}$)

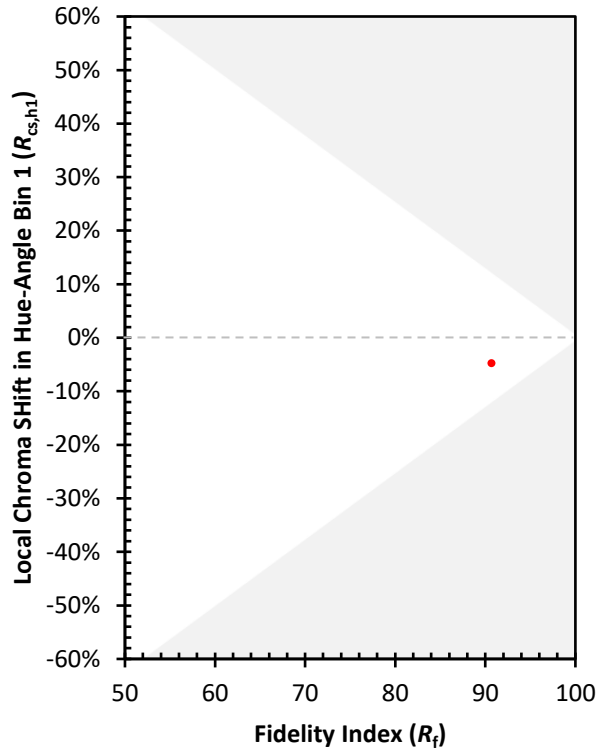
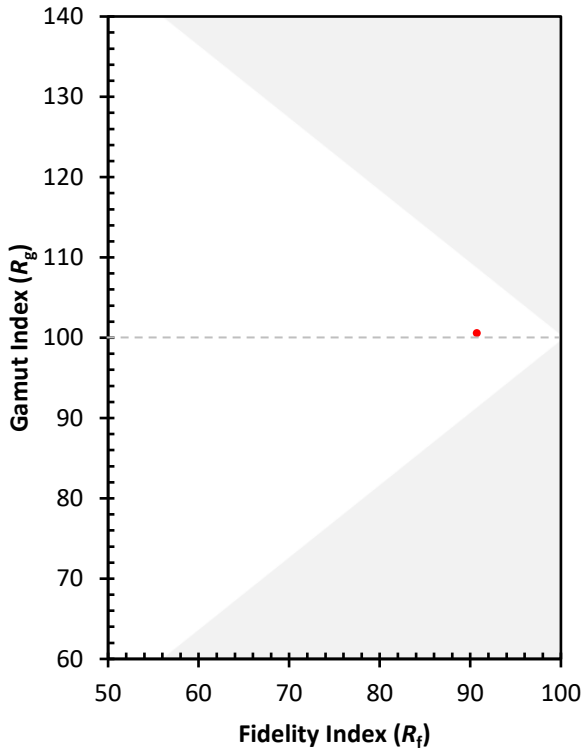
CES01 = 85	CES26 = 91	CES51 = 98	CES76 = 83
CES02 = 61	CES27 = 92	CES52 = 98	CES77 = 87
CES03 = 31	CES28 = 94	CES53 = 97	CES78 = 80
CES04 = 69	CES29 = 94	CES54 = 93	CES79 = 94
CES05 = 48	CES30 = 93	CES55 = 92	CES80 = 91
CES06 = 50	CES31 = 95	CES56 = 95	CES81 = 84
CES07 = 41	CES32 = 86	CES57 = 94	CES82 = 96
CES08 = 40	CES33 = 99	CES58 = 94	CES83 = 96
CES09 = 29	CES34 = 90	CES59 = 97	CES84 = 93
CES10 = 73	CES35 = 94	CES60 = 92	CES85 = 83
CES11 = 56	CES36 = 81	CES61 = 92	CES86 = 86
CES12 = 62	CES37 = 92	CES62 = 86	CES87 = 91
CES13 = 43	CES38 = 88	CES63 = 92	CES88 = 98
CES14 = 74	CES39 = 99	CES64 = 89	CES89 = 87
CES15 = 71	CES40 = 97	CES65 = 88	CES90 = 98
CES16 = 47	CES41 = 97	CES66 = 85	CES91 = 73
CES17 = 48	CES42 = 90	CES67 = 84	CES92 = 79
CES18 = 56	CES43 = 91	CES68 = 86	CES93 = 87
CES19 = 70	CES44 = 99	CES69 = 87	CES94 = 78
CES20 = 65	CES45 = 95	CES70 = 83	CES95 = 83
CES21 = 85	CES46 = 97	CES71 = 77	CES96 = 92
CES22 = 77	CES47 = 95	CES72 = 92	CES97 = 95
CES23 = 91	CES48 = 93	CES73 = 77	CES98 = 95
CES24 = 90	CES49 = 95	CES74 = 92	CES99 = 94
CES25 = 70	CES50 = 98	CES75 = 79	



Color Rendition by Hue-Angle Bin



Measure Comparisons



(END OF REPORT)