

Cooper Lighting Solutions Photometric Lab
1121 Highway 74 South
Peachtree City, GA 30269



Scaled data based on original data using
LM-79-2019 Approved Method: Electrical and Photometric Measurements of Solid-
State Lighting Products

Test Report Prepared for
Cooper Lighting Solutions

Brand: METALUX

Report Number:

Luminaire Tested: EHBR1-30-UNV-TASM-L950-UPL36

Issue Date: 3/20/2026

Test Information

Test Method: LM-79-2019
Report Number: REPORT IS A COMBINATION OF REPORTS P1431745 AND P1431635
Test Lab: INNOVATION CENTER
Issue Date: 3/20/2026
Manufacturer: COOPER LIGHTING SOLUTIONS
Product Line: METALUX
Catalog Number: EHBR1-30-UNV-TASM-L950-UPL36
Description: Elevate Round Highbay at, 30000 lumens, 5000K 90CRI LEDs with TASM lens
Light Source: -
Ballast/Driver: -

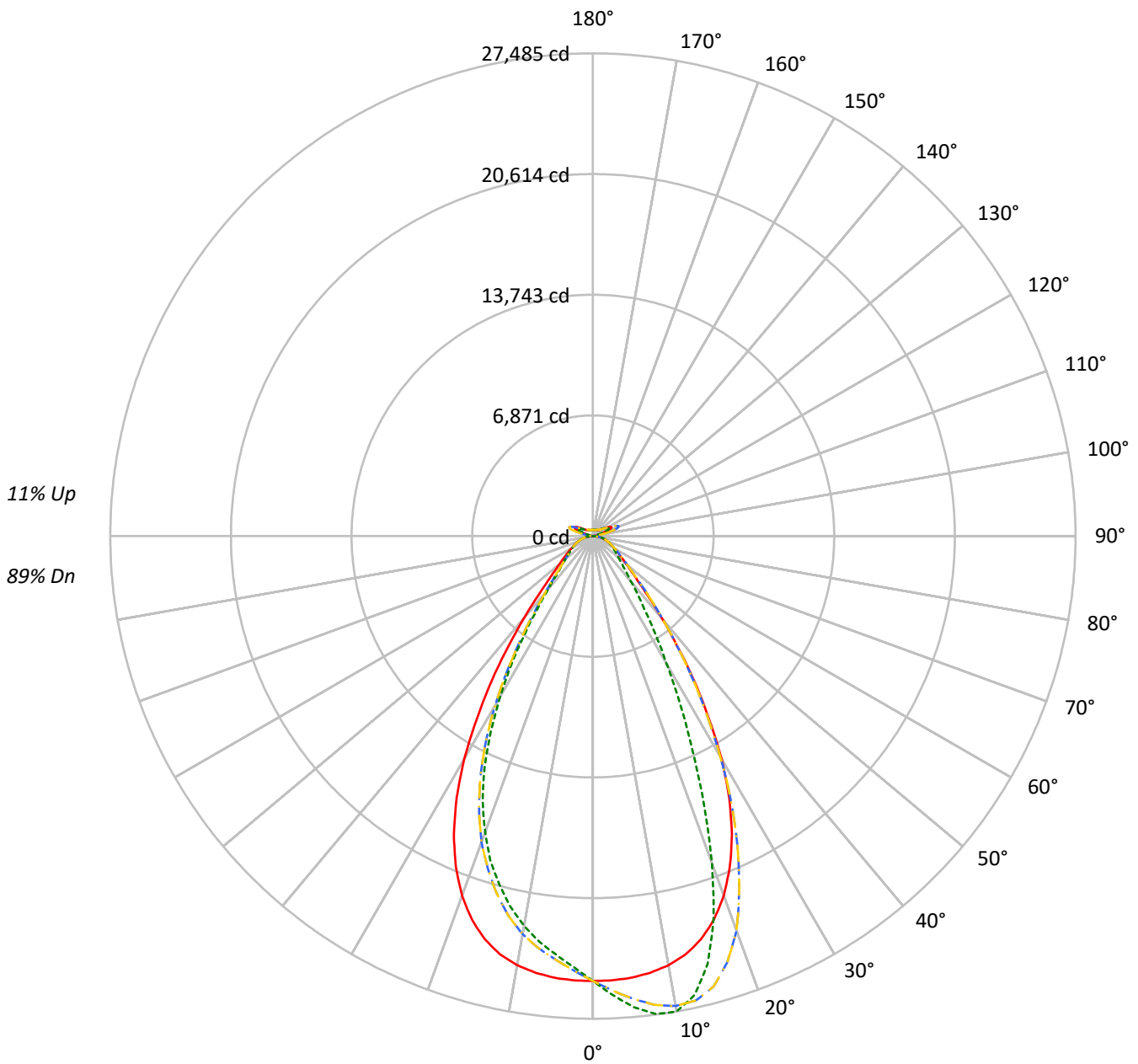
Summary

Lumens per Lamp: N/A
Luminaire Lumens: 31743.1 lumens
Efficiency: N/A
Efficacy: 168.7 lumens/watt
Spacing Criteria (0/90/45): 0.99 / 0.84 / 0.9
Luminous Opening: Vertical Cylinder (Dia: 1.71' x H: 0.1')
CIE Type: Semi-Direct

Input Watts (W): 188.2
Input Voltage (V): NR
Input Current (Ain): NR
Voltage Rise (V): NR
Power Factor: NR
Total Harmonic Distortion (THDi): NR
Frequency (hertz): 60
Stabilization Time: NR
Operation Time: NR
Ambient Temperature (°C): NR
Test Distance: 24 FT

TEST NUMBER:
CATALOG NUMBER: EHBR1-30-UNV-TASM-L950-UPL36

Luminous Intensity Polar Plot



— 0°-180° - - 45°-225° - - - 90°-270° - - - 135°-315°



TEST NUMBER:

CATALOG NUMBER: EHBR1-30-UNV-TASM-L950-UPL36

COEFFICIENT OF UTILIZATION - ZONAL CAVITY METHOD:

RF	20				20				20				20				20				
RC	80				70				50				30				10			0	
RW	70	50	30	10	70	50	30	10	50	30	10	50	30	10	50	30	10	50	30	10	0
RCR																					
0	116	116	116	116	113	113	113	113	105	105	105	98	98	98	92	92	92	89			89
1	109	106	103	100	106	102	100	97	96	94	92	91	89	87	86	84	83				81
2	102	96	91	87	99	93	89	85	88	85	82	84	81	78	79	77	75				73
3	96	88	82	77	93	86	80	76	81	77	73	77	74	71	74	71	68				66
4	90	81	74	69	87	79	73	68	75	70	66	72	68	64	69	65	62				60
5	84	75	68	63	82	73	67	62	70	64	60	67	62	59	64	60	57				55
6	79	69	62	57	77	68	61	57	65	59	55	62	58	54	60	56	53				51
7	75	64	57	53	73	63	57	52	61	55	51	59	54	50	56	52	49				47
8	71	60	53	49	69	59	53	48	57	51	47	55	50	46	53	49	46				44
9	67	56	50	45	65	55	49	45	53	48	44	52	47	43	50	46	43				41
10	64	53	46	42	62	52	46	42	50	45	41	49	44	41	47	43	40				38

AVERAGE LUMINANCE (cd/sqm):

	0°	90°	180°	270°
0°	118949	118949	118949	118949
5°	118225	126125	118225	112090
10°	116772	129363	116772	106084
15°	113325	120218	113325	97993
20°	105987	96399	105987	87284
25°	93807	66790	93807	73148
30°	76168	43452	76168	54729
35°	54630	28141	54630	36434
40°	35320	19396	35320	22978
45°	22410	15024	22410	16372
50°	16642	12767	16642	13636
55°	13587	11630	13587	12038
60°	11766	11078	11766	11146
65°	10725	10684	10725	10639
70°	10165	10469	10165	10333
75°	9507	10127	9507	9823
80°	8353	9561	8353	8938
85°	5403	6826	5403	6509

MAXIMUM LUMINANCE 45°-90°:

Horizontal Angle: 22.5°
 Vertical Angle: 45°
 Luminance: 31508 cd/sqm



TEST NUMBER:
 CATALOG NUMBER: EHBR1-30-UNV-TASM-L950-UPL36

ZONAL LUMENS:

Zone	Lumens	% Fixture
0°-10°	2408.4	7.6
10°-20°	6552.3	20.6
20°-30°	7684.5	24.2
30°-40°	5344.1	16.8
40°-50°	2655.8	8.4
50°-60°	1588.4	5.0
60°-70°	1118.0	3.5
70°-80°	720.2	2.3
80°-90°	234.8	0.7
90°-100°	91.4	0.3
100°-110°	597.9	1.9
110°-120°	1104.8	3.5
120°-130°	656.5	2.1
130°-140°	396.7	1.2
140°-150°	274.2	0.9
150°-160°	178.7	0.6
160°-170°	102.4	0.3
170°-180°	34.0	0.1
0°-30°	16645.3	52.4
0°-40°	21989.4	69.3
0°-60°	26233.6	82.6
0°-90°	28306.6	89.2
90°-120°	1794.1	5.7
90°-150°	3121.5	9.8
90°-180°	3437.0	10.8
0°-180°	31743.1	100.0

CANDELA DISTRIBUTION:

	0°	90°	180°	270°	360°	Flux
0°	25329	25329	25329	25329	25329	
5°	25243	26930	25243	23933	25243	2396
15°	23775	25221	23775	20558	23775	6644
25°	18733	13338	18733	14608	18733	8481
35°	10026	5165	10026	6687	10026	6259
45°	3626	2431	3626	2649	3626	2967
55°	1836	1572	1836	1627	1836	1679
65°	1120	1115	1120	1110	1120	1124
75°	670	713	670	692	670	703
85°	186	235	186	224	186	207
90°	25	28	25	25	25	20
95°	48	46	48	42	48	52
105°	275	139	275	208	275	370
115°	1176	1004	1176	955	1176	1072
125°	752	788	752	689	752	693
135°	475	549	475	504	475	377
145°	429	449	429	418	429	269
155°	382	398	382	370	382	178
165°	359	369	359	352	359	102
175°	357	362	357	351	357	34
180°	356	356	356	356	356	



TEST NUMBER:
 CATALOG NUMBER: EHBR1-30-UNV-TASM-L950-UPL36

CANDELA DISTRIBUTION (FULL):

	0°	22.5°	45°	67.5°	90°	112.5°	135°	157.5°	180°	202.5°	225°
0°	25329.4	25329.4	25329.4	25329.4	25329.4	25329.4	25329.4	25329.4	25329.4	25329.4	25329.4
2.5°	25314.7	25642.0	25907.0	26081.8	26168.2	26081.8	25907.0	25642.0	25314.7	24989.4	24765.6
5°	25243.0	25898.5	26453.7	26817.0	26929.6	26817.0	26453.7	25898.5	25243.0	24623.7	24212.8
7.5°	25071.6	26092.7	26917.7	27341.9	27445.4	27341.9	26917.7	26092.7	25071.6	24194.8	23675.6
10°	24809.9	26215.2	27168.5	27472.5	27484.9	27472.5	27168.5	26215.2	24809.9	23628.6	23016.4
12.5°	24392.3	26171.6	27084.4	26984.7	26758.1	26984.7	27084.4	26171.6	24392.3	22937.0	22164.8
15°	23774.9	25912.7	26552.0	25740.3	25221.2	25740.3	26552.0	25912.7	23774.9	22003.3	21107.5
17.5°	22904.7	25428.3	25440.6	23834.7	22855.4	23834.7	25440.6	25428.3	22904.7	20861.5	19875.0
20°	21783.4	24651.2	23910.3	20973.1	19812.7	20973.1	23910.3	24651.2	21783.4	19511.6	18543.6
22.5°	20377.4	23603.4	21779.1	18094.3	16511.2	18094.3	21779.1	23603.4	20377.4	17941.8	16934.4
25°	18733.2	22319.5	19486.4	14957.6	13338.0	14957.6	19486.4	22319.5	18733.2	16071.4	15160.4
27.5°	16799.0	20692.4	17045.1	12222.8	10728.6	12222.8	17045.1	20692.4	16799.0	14140.2	13209.8
30°	14650.8	18606.3	14504.5	9734.0	8357.9	9734.0	14504.5	18606.3	14650.8	11970.5	11137.5
32.5°	12245.5	16561.5	12064.6	7799.4	6633.9	7799.4	12064.6	16561.5	12245.5	9900.2	9029.6
35°	10026.5	14003.4	9864.6	6128.5	5164.8	6128.5	9864.6	14003.4	10026.5	7945.7	7090.7
37.5°	7868.8	11586.3	7863.6	4934.9	4189.2	4934.9	7863.6	11586.3	7868.8	6177.4	5483.4
40°	6121.8	9059.5	6161.2	3939.4	3361.8	3939.4	6161.2	9059.5	6121.8	4700.3	4256.2
42.5°	4638.5	6927.4	4842.7	3233.1	2855.5	3233.1	4842.7	6927.4	4638.5	3703.3	3370.8
45°	3625.9	5097.8	3781.7	2727.7	2430.8	2727.7	3781.7	5097.8	3625.9	2982.3	2759.1
47.5°	2952.8	3939.8	3065.0	2339.7	2131.7	2339.7	3065.0	3939.8	2952.8	2522.5	2355.4
50°	2480.3	3023.2	2544.8	2042.4	1902.7	2042.4	2544.8	3023.2	2480.3	2160.2	2048.5
52.5°	2130.7	2465.6	2167.3	1820.0	1726.0	1820.0	2167.3	2465.6	2130.7	1889.9	1820.5
55°	1836.2	2072.8	1884.7	1636.7	1571.7	1636.7	1884.7	2072.8	1836.2	1681.9	1630.6
57.5°	1612.5	1758.3	1636.7	1480.5	1437.2	1480.5	1636.7	1758.3	1612.5	1496.6	1469.1
60°	1414.5	1522.7	1444.4	1344.1	1331.8	1344.1	1444.4	1522.7	1414.5	1346.6	1328.4
62.5°	1262.0	1330.4	1277.2	1221.6	1210.7	1221.6	1277.2	1330.4	1262.0	1209.7	1213.1
65°	1119.5	1183.1	1141.3	1111.4	1115.2	1111.4	1141.3	1183.1	1119.5	1095.2	1100.5
67.5°	1009.3	1042.6	1024.5	1007.4	1011.7	1007.4	1024.5	1042.6	1009.3	985.5	993.6
70°	891.9	927.6	909.0	911.5	918.6	911.5	909.0	927.6	891.9	884.9	891.0
72.5°	779.9	807.4	801.3	806.9	814.6	806.9	801.3	807.4	779.9	779.0	779.4
75°	669.7	690.6	693.5	701.5	713.4	701.5	693.5	690.6	669.7	662.6	671.1
77.5°	549.6	573.3	582.3	593.2	610.8	593.2	582.3	573.3	549.6	554.3	558.6
80°	439.4	450.2	470.2	478.3	503.0	478.3	470.2	450.2	439.4	431.3	437.4
82.5°	321.6	331.5	348.6	363.8	378.1	363.8	348.6	331.5	321.6	317.8	318.2
85°	185.7	200.9	212.3	230.3	234.6	230.3	212.3	200.9	185.7	190.0	185.7
87.5°	65.0	69.8	79.8	87.0	87.4	87.0	79.8	69.8	65.0	66.5	60.3
90°	25.2	42.7	73.6	40.9	28.5	40.9	73.6	42.7	25.2	44.1	68.8
92.5°	32.8	58.0	104.1	54.2	38.0	54.2	104.1	58.0	32.8	57.5	110.7
95°	48.4	71.3	132.5	59.9	45.6	59.9	132.5	71.3	48.4	76.5	154.4
97.5°	75.1	88.4	149.6	63.7	55.1	63.7	149.6	88.4	75.1	93.6	177.2
100°	99.8	99.8	273.2	73.2	62.7	73.2	273.2	99.8	99.8	114.9	276.0
102.5°	151.1	195.2	632.8	145.9	76.0	145.9	632.8	195.2	151.1	215.6	585.8
105°	274.6	446.1	1113.6	375.8	139.2	375.8	1113.6	446.1	274.6	451.4	1043.8
107.5°	519.7	831.8	1434.7	740.7	323.5	740.7	1434.7	831.8	519.7	799.1	1376.9
110°	831.4	1162.5	1565.9	1014.4	654.2	1014.4	1565.9	1162.5	831.4	1097.5	1443.4



TEST NUMBER:

CATALOG NUMBER: EHBR1-30-UNV-TASM-L950-UPL36

CANDELA DISTRIBUTION (continued):

	0°	22.5°	45°	67.5°	90°	112.5°	135°	157.5°	180°	202.5°	225°
112.5°	1082.2	1295.6	1529.8	1124.6	905.0	1124.6	1529.8	1295.6	1082.2	1211.5	1382.5
115°	1175.9	1276.6	1366.4	1120.8	1003.9	1120.8	1366.4	1276.6	1175.9	1182.9	1234.3
117.5°	1135.9	1168.3	1180.1	1052.4	1009.6	1052.4	1180.1	1168.3	1135.9	1063.7	1048.0
120°	1025.7	1012.5	994.4	951.7	952.6	951.7	994.4	1012.5	1025.7	928.8	875.1
122.5°	887.5	859.0	840.5	849.5	874.7	849.5	840.5	859.0	887.5	790.5	750.2
125°	752.5	724.1	732.6	762.1	787.7	762.1	732.6	724.1	752.5	671.4	661.3
127.5°	639.0	625.8	654.7	687.9	709.8	687.9	654.7	625.8	639.0	587.8	598.6
130°	557.8	561.1	599.7	627.6	641.4	627.6	599.7	561.1	557.8	533.1	559.2
132.5°	506.9	521.7	558.3	582.5	590.5	582.5	558.3	521.7	506.9	499.8	531.6
135°	475.1	497.0	530.2	545.9	548.7	545.9	530.2	497.0	475.1	477.5	506.9
137.5°	456.6	478.4	503.6	515.9	512.6	515.9	503.6	478.4	456.6	462.7	485.1
140°	445.6	467.5	478.9	493.2	490.3	493.2	478.9	467.5	445.6	449.4	466.5
142.5°	434.7	454.7	460.4	470.8	467.4	470.8	460.4	454.7	434.7	438.5	449.9
145°	429.4	444.2	439.9	453.7	448.9	453.7	439.9	444.2	429.4	430.9	437.1
147.5°	420.0	430.9	425.2	437.1	432.4	437.1	425.2	430.9	420.0	420.0	422.3
150°	409.0	416.6	408.5	422.3	421.4	422.3	408.5	416.6	409.0	407.1	409.6
152.5°	394.4	401.9	394.4	410.0	408.6	410.0	394.4	401.9	394.4	392.5	394.9
155°	382.0	385.8	382.0	397.7	398.1	397.7	382.0	385.8	382.0	381.5	382.4
157.5°	373.4	375.8	373.9	387.6	388.1	387.6	373.9	375.8	373.4	373.4	373.9
160°	365.8	369.6	368.2	380.1	380.6	380.1	368.2	369.6	365.8	367.2	367.7
162.5°	363.0	363.0	362.1	373.9	374.8	373.9	362.1	363.0	363.0	363.0	364.9
165°	358.7	360.6	357.7	366.3	369.1	366.3	357.7	360.6	358.7	360.1	360.1
167.5°	357.7	355.9	356.8	363.9	366.8	363.9	356.8	355.9	357.7	359.2	359.2
170°	354.4	354.8	354.0	361.1	363.9	361.1	354.0	354.8	354.4	356.3	357.7
172.5°	355.9	355.9	353.4	358.6	363.5	358.6	353.4	355.9	355.9	357.3	359.2
175°	356.8	355.4	354.4	357.8	362.5	357.8	354.4	355.4	356.8	356.3	356.3
177.5°	354.9	355.9	356.8	360.1	366.8	360.1	356.8	355.9	354.9	356.3	356.3
180°	355.9	355.9	355.9	355.9	355.9	355.9	355.9	355.9	355.9	355.9	355.9



TEST NUMBER:

CATALOG NUMBER: EHBR1-30-UNV-TASM-L950-UPL36

CANDELA DISTRIBUTION (continued):

	247.5°	270°	292.5°	315°	337.5°	360°
0°	25329.4	25329.4	25329.4	25329.4	25329.4	25329.4
2.5°	24593.7	24577.6	24593.7	24765.6	24989.4	25314.7
5°	24022.3	23933.0	24022.3	24212.8	24623.7	25243.0
7.5°	23356.9	23305.2	23356.9	23675.6	24194.8	25071.6
10°	22656.4	22539.0	22656.4	23016.4	23628.6	24809.9
12.5°	21792.8	21637.6	21792.8	22164.8	22937.0	24392.3
15°	20694.7	20558.4	20694.7	21107.5	22003.3	23774.9
17.5°	19516.3	19392.8	19516.3	19875.0	20861.5	22904.7
20°	18036.3	17939.4	18036.3	18543.6	19511.6	21783.4
22.5°	16483.7	16393.0	16483.7	16934.4	17941.8	20377.4
25°	14657.0	14607.5	14657.0	15160.4	16071.4	18733.2
27.5°	12683.1	12599.0	12683.1	13209.8	14140.2	16799.0
30°	10666.3	10527.1	10666.3	11137.5	11970.5	14650.8
32.5°	8693.8	8593.6	8693.8	9029.6	9900.2	12245.5
35°	6787.3	6687.0	6787.3	7090.7	7945.7	10026.5
37.5°	5288.7	5111.6	5288.7	5483.4	6177.4	7868.8
40°	4011.1	3982.6	4011.1	4256.2	4700.3	6121.8
42.5°	3265.4	3188.0	3265.4	3370.8	3703.3	4638.5
45°	2679.3	2648.9	2679.3	2759.1	2982.3	3625.9
47.5°	2304.0	2317.4	2304.0	2355.4	2522.5	2952.8
50°	2024.3	2032.3	2024.3	2048.5	2160.2	2480.3
52.5°	1818.2	1811.0	1818.2	1820.5	1889.9	2130.7
55°	1635.8	1626.8	1635.8	1630.6	1681.9	1836.2
57.5°	1476.2	1482.9	1476.2	1469.1	1496.6	1612.5
60°	1333.7	1339.9	1333.7	1328.4	1346.6	1414.5
62.5°	1213.5	1217.3	1213.5	1213.1	1209.7	1262.0
65°	1106.2	1110.5	1106.2	1100.5	1095.2	1119.5
67.5°	1003.6	1003.6	1003.6	993.6	985.5	1009.3
70°	907.2	906.7	907.2	891.0	884.9	891.9
72.5°	791.3	802.7	791.3	779.4	779.0	779.9
75°	678.7	692.0	678.7	671.1	662.6	669.7
77.5°	564.7	585.2	564.7	558.6	554.3	549.6
80°	447.9	470.2	447.9	437.4	431.3	439.4
82.5°	331.0	347.7	331.0	318.2	317.8	321.6
85°	197.1	223.7	197.1	185.7	190.0	185.7
87.5°	63.2	80.7	63.2	60.3	66.5	65.0
90°	40.4	25.2	40.4	68.8	44.1	25.2
92.5°	61.3	36.6	61.3	110.7	57.5	32.8
95°	70.8	42.3	70.8	154.4	76.5	48.4
97.5°	78.4	54.2	78.4	177.2	93.6	75.1
100°	91.7	71.3	91.7	276.0	114.9	99.8
102.5°	194.3	120.7	194.3	585.8	215.6	151.1
105°	409.1	208.0	409.1	1043.8	451.4	274.6
107.5°	732.1	360.1	732.1	1376.9	799.1	519.7
110°	971.6	671.7	971.6	1443.4	1097.5	831.4



TEST NUMBER:

CATALOG NUMBER: EHBR1-30-UNV-TASM-L950-UPL36

CANDELA DISTRIBUTION (continued):

	247.5°	270°	292.5°	315°	337.5°	360°
112.5°	1043.8	907.5	1043.8	1382.5	1211.5	1082.2
115°	1003.9	954.9	1003.9	1234.3	1182.9	1175.9
117.5°	916.5	922.6	916.5	1048.0	1063.7	1135.9
120°	815.8	854.2	815.8	875.1	928.8	1025.7
122.5°	723.1	768.7	723.1	750.2	790.5	887.5
125°	643.2	689.3	643.2	661.3	671.4	752.5
127.5°	588.1	619.1	588.1	598.6	587.8	639.0
130°	544.9	571.5	544.9	559.2	533.1	557.8
132.5°	515.0	532.1	515.0	531.6	499.8	506.9
135°	488.9	503.6	488.9	506.9	477.5	475.1
137.5°	466.6	479.4	466.6	485.1	462.7	456.6
140°	446.6	457.6	446.6	466.5	449.4	445.6
142.5°	426.2	433.8	426.2	449.9	438.5	434.7
145°	411.9	417.6	411.9	437.1	430.9	429.4
147.5°	399.5	403.3	399.5	422.3	420.0	420.0
150°	387.3	391.1	387.3	409.6	407.1	409.0
152.5°	374.4	378.7	374.4	394.9	392.5	394.4
155°	365.8	370.1	365.8	382.4	381.5	382.0
157.5°	361.1	363.8	361.1	373.9	373.4	373.4
160°	356.9	359.2	356.9	367.7	367.2	365.8
162.5°	352.0	354.5	352.0	364.9	363.0	363.0
165°	351.1	351.6	351.1	360.1	360.1	358.7
167.5°	349.6	351.6	349.6	359.2	359.2	357.7
170°	350.1	350.6	350.1	357.7	356.3	354.4
172.5°	351.0	351.6	351.0	359.2	357.3	355.9
175°	350.2	350.6	350.2	356.3	356.3	356.8
177.5°	352.5	353.0	352.5	356.3	356.3	354.9
180°	355.9	355.9	355.9	355.9	355.9	355.9



TEST NUMBER: CATALOG
 CATALOG NUMBER: EHBR1-30-UNV-TASM-L950-UPL36

CIE UGR TABLE:

Reflectances:											
Ceiling		0.7	0.7	0.5	0.5	0.3	0.7	0.7	0.5	0.5	0.3
Wall		0.5	0.3	0.5	0.3	0.3	0.5	0.3	0.5	0.3	0.3
Reference plane		0.2	0.2	0.2	0.2	0.2	0.2	0.2	0.2	0.2	0.2
Room dimensions		Viewed crosswise					Viewed endwise				
X=2H	Y=2H	16.91	17.96	17.46	18.49	19.07	16.23	17.28	16.78	17.81	18.39
	3H	18.46	19.39	19.02	19.93	20.56	18.08	19.01	18.64	19.55	20.18
	4H	19.09	19.97	19.68	20.52	21.16	18.86	19.73	19.44	20.29	20.93
	6H	19.57	20.37	20.17	20.95	21.60	19.50	20.30	20.09	20.87	21.52
	8H	19.72	20.48	20.33	21.07	21.73	19.72	20.48	20.33	21.07	21.72
	12H	19.79	20.52	20.40	21.10	21.78	19.84	20.57	20.46	21.15	21.83
4H	2H	17.32	18.20	17.91	18.75	19.39	16.80	17.68	17.39	18.23	18.87
	3H	19.12	19.84	19.71	20.44	21.10	18.86	19.58	19.45	20.18	20.84
	4H	19.89	20.54	20.50	21.15	21.84	19.76	20.41	20.38	21.02	21.71
	6H	20.50	21.06	21.14	21.70	22.41	20.53	21.09	21.17	21.73	22.43
	8H	20.70	21.22	21.34	21.85	22.57	20.80	21.33	21.44	21.96	22.67
	12H	20.80	21.27	21.46	21.93	22.64	20.97	21.43	21.63	22.09	22.81
8H	4H	20.14	20.66	20.78	21.29	22.01	20.04	20.56	20.68	21.19	21.91
	6H	20.88	21.30	21.55	21.98	22.70	20.94	21.37	21.62	22.05	22.77
	8H	21.15	21.53	21.84	22.21	22.95	21.30	21.68	21.99	22.36	23.10
	12H	21.32	21.65	22.00	22.32	23.12	21.54	21.88	22.23	22.54	23.35
12H	4H	20.15	20.61	20.80	21.27	21.99	20.05	20.51	20.71	21.17	21.89
	6H	20.92	21.30	21.61	21.99	22.72	20.99	21.37	21.68	22.05	22.79
	8H	21.24	21.57	21.92	22.24	23.04	21.39	21.72	22.08	22.39	23.20

LM-79-2019: Approved Method: Electrical and Photometric Measurements of Solid-
State Lighting Products

Report Prepared for

Cooper Lighting Solutions

Metalux

Report Number: SP1-2506-472-8

Test Date: 08/04/2025

Luminaire Tested: EHBR-60-L950-N

Data in this report applies to families of products including EHBR-60-L950-N

Test Information

Test Method: LM-79-2019
 Report Number: SP1-2506-472-8
 Test Lab: COOPER LIGHTING SOLUTIONS
 Photometer: SP1 - 76IN SPHERE
 Measurement Geometry: 4π
 Issue Date: 08/05/2025
 Manufacturer: COOPER LIGHTING SOLUTIONS
 Product Line: Metalux
 Catalog Number: **EHBR-60-L950-N**
 Description: Elevate Round Highbay at, 60000 lumens, 5000K 90CRI LEDs with N lens

Spectral Parameters

CCT (K): 4901
 CIE u': 0.2131
 CIE v': 0.4853
 Duv: -0.0008
 CIE x: 0.3477
 CIE y: 0.3520
 CIE z: 0.3003
 Peak Wavelength (nm): 630
 Dominant Wavelength (nm): 574
 Purity: 9.953987
 Rf: 90.7
 Rg: 100.5

CRI (Ra):	94.3		
R1:	95.8	R9:	72.3
R2:	96.5	R10:	89.1
R3:	94.4	R11:	94.9
R4:	95.3	R12:	68.4
R5:	94.1	R13:	96.4
R6:	92.5	R14:	96.4
R7:	95.5	R15:	93.9
R8:	90.1		



Test Conditions

Stabilization Time: 35M
 Operation Time: 1H 35M
 Sphere Temperature (°C): 25.0

REPORT NUMBER: SP1-2506-472-8

Measurement and Test Equipment			
Instrument	Identification Number	Calibration Date	Calibration Due Date
Photometer	76INCH SPHERE IN0058	6/16/2025	12/16/2025
Power Meter	XITRON INXT2011004	1/21/2025	1/21/2026
AC Power Source	CHROMA 61603 IN0063	10/22/2024	10/22/2025
DC Power Source	AGILENT E3634A IN0208	10/22/2024	10/22/2025
Sphere Thermometer	ONSET IN0085	10/22/2024	10/22/2025
Room Thermometer	ONSET IN0046	10/22/2024	10/22/2025

REPORT NUMBER: SP1-2506-472-8

CIE 1931 Chromaticity Diagram



CIE 1931 Chromaticity Diagram with 2017 ANSI 7-Step and 4-Step Quadrangles



Point lies inside the ANSI 5000K 4-step quadrangle

REPORT NUMBER: SP1-2506-472-8

Photopic Flux vs. Wavelength



Photopic Lumens: NR

λ (nm)	Power W [^] /nm	Lumens (ϕ /nm)	λ (nm)	Power W [^] /nm	Lumens (ϕ /nm)	λ (nm)	Power W [^] /nm	Lumens (ϕ /nm)	λ (nm)	Power W [^] /nm	Lumens (ϕ /nm)	λ (nm)	Power W [^] /nm	Lumens (ϕ /nm)
360	0	NR	490	221	NR	620	326	NR	750	7	NR	880	0	NR
365	0	NR	495	250	NR	625	325	NR	755	6	NR	885	0	NR
370	0	NR	500	284	NR	630	1000	NR	760	5	NR	890	0	NR
375	0	NR	505	311	NR	635	643	NR	765	4	NR	895	0	NR
380	0	NR	510	329	NR	640	206	NR	770	4	NR	900	0	NR
385	1	NR	515	344	NR	645	199	NR	775	3	NR	905	0	NR
390	2	NR	520	353	NR	650	172	NR	780	3	NR	910	0	NR
395	3	NR	525	357	NR	655	143	NR	785	2	NR	915	0	NR
400	5	NR	530	362	NR	660	122	NR	790	2	NR	920	0	NR
405	6	NR	535	365	NR	665	102	NR	795	2	NR	925	0	NR
410	9	NR	540	367	NR	670	94	NR	800	2	NR	930	0	NR
415	15	NR	545	369	NR	675	76	NR	805	1	NR	935	0	NR
420	26	NR	550	370	NR	680	65	NR	810	1	NR	940	0	NR
425	47	NR	555	372	NR	685	56	NR	815	1	NR	945	0	NR
430	81	NR	560	372	NR	690	48	NR	820	1	NR	950	0	NR
435	143	NR	565	371	NR	695	41	NR	825	1	NR	955	0	NR
440	243	NR	570	370	NR	700	35	NR	830	1	NR	960	0	NR
445	434	NR	575	367	NR	705	30	NR	835	1	NR	965	0	NR
450	675	NR	580	365	NR	710	25	NR	840	1	NR	970	0	NR
455	615	NR	585	361	NR	715	22	NR	845	0	NR	975	0	NR
460	418	NR	590	356	NR	720	19	NR	850	0	NR	980	0	NR
465	344	NR	595	348	NR	725	16	NR	855	0	NR	985	0	NR
470	272	NR	600	343	NR	730	13	NR	860	0	NR	990	0	NR
475	206	NR	605	337	NR	735	11	NR	865	0	NR	995	0	NR
480	190	NR	610	362	NR	740	10	NR	870	0	NR	1000	0	NR
485	202	NR	615	381	NR	745	8	NR	875	0	NR			

REPORT NUMBER: SP1-2506-472-8

Scotopic Flux vs. Wavelength



Scotopic Lumens: NR

S/P: 2.04

λ (nm)	Power W [^] /nm	Lumens (φ/nm)	λ (nm)	Power W [^] /nm	Lumens (φ/nm)	λ (nm)	Power W [^] /nm	Lumens (φ/nm)	λ (nm)	Power W [^] /nm	Lumens (φ/nm)	λ (nm)	Power W [^] /nm	Lumens (φ/nm)
360	0	NR	490	221	NR	620	326	NR	750	7	NR	880	0	NR
365	0	NR	495	250	NR	625	325	NR	755	6	NR	885	0	NR
370	0	NR	500	284	NR	630	1000	NR	760	5	NR	890	0	NR
375	0	NR	505	311	NR	635	643	NR	765	4	NR	895	0	NR
380	0	NR	510	329	NR	640	206	NR	770	4	NR	900	0	NR
385	1	NR	515	344	NR	645	199	NR	775	3	NR	905	0	NR
390	2	NR	520	353	NR	650	172	NR	780	3	NR	910	0	NR
395	3	NR	525	357	NR	655	143	NR	785	2	NR	915	0	NR
400	5	NR	530	362	NR	660	122	NR	790	2	NR	920	0	NR
405	6	NR	535	365	NR	665	102	NR	795	2	NR	925	0	NR
410	9	NR	540	367	NR	670	94	NR	800	2	NR	930	0	NR
415	15	NR	545	369	NR	675	76	NR	805	1	NR	935	0	NR
420	26	NR	550	370	NR	680	65	NR	810	1	NR	940	0	NR
425	47	NR	555	372	NR	685	56	NR	815	1	NR	945	0	NR
430	81	NR	560	372	NR	690	48	NR	820	1	NR	950	0	NR
435	143	NR	565	371	NR	695	41	NR	825	1	NR	955	0	NR
440	243	NR	570	370	NR	700	35	NR	830	1	NR	960	0	NR
445	434	NR	575	367	NR	705	30	NR	835	1	NR	965	0	NR
450	675	NR	580	365	NR	710	25	NR	840	1	NR	970	0	NR
455	615	NR	585	361	NR	715	22	NR	845	0	NR	975	0	NR
460	418	NR	590	356	NR	720	19	NR	850	0	NR	980	0	NR
465	344	NR	595	348	NR	725	16	NR	855	0	NR	985	0	NR
470	272	NR	600	343	NR	730	13	NR	860	0	NR	990	0	NR
475	206	NR	605	337	NR	735	11	NR	865	0	NR	995	0	NR
480	190	NR	610	362	NR	740	10	NR	870	0	NR	1000	0	NR
485	202	NR	615	381	NR	745	8	NR	875	0	NR			

REPORT NUMBER: SP1-2506-472-8

Melanopic Flux vs. Wavelength



Melanopic Lumens: NR

M/P: 4.41

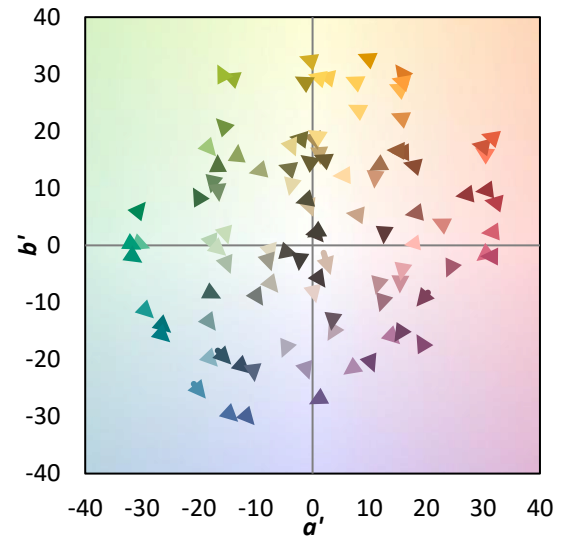
λ (nm)	Power W [^] /nm	Lumens (φ/nm)	λ (nm)	Power W [^] /nm	Lumens (φ/nm)	λ (nm)	Power W [^] /nm	Lumens (φ/nm)	λ (nm)	Power W [^] /nm	Lumens (φ/nm)	λ (nm)	Power W [^] /nm	Lumens (φ/nm)
360	0	NR	490	221	NR	620	326	NR	750	7	NR	880	0	NR
365	0	NR	495	250	NR	625	325	NR	755	6	NR	885	0	NR
370	0	NR	500	284	NR	630	1000	NR	760	5	NR	890	0	NR
375	0	NR	505	311	NR	635	643	NR	765	4	NR	895	0	NR
380	0	NR	510	329	NR	640	206	NR	770	4	NR	900	0	NR
385	1	NR	515	344	NR	645	199	NR	775	3	NR	905	0	NR
390	2	NR	520	353	NR	650	172	NR	780	3	NR	910	0	NR
395	3	NR	525	357	NR	655	143	NR	785	2	NR	915	0	NR
400	5	NR	530	362	NR	660	122	NR	790	2	NR	920	0	NR
405	6	NR	535	365	NR	665	102	NR	795	2	NR	925	0	NR
410	9	NR	540	367	NR	670	94	NR	800	2	NR	930	0	NR
415	15	NR	545	369	NR	675	76	NR	805	1	NR	935	0	NR
420	26	NR	550	370	NR	680	65	NR	810	1	NR	940	0	NR
425	47	NR	555	372	NR	685	56	NR	815	1	NR	945	0	NR
430	81	NR	560	372	NR	690	48	NR	820	1	NR	950	0	NR
435	143	NR	565	371	NR	695	41	NR	825	1	NR	955	0	NR
440	243	NR	570	370	NR	700	35	NR	830	1	NR	960	0	NR
445	434	NR	575	367	NR	705	30	NR	835	1	NR	965	0	NR
450	675	NR	580	365	NR	710	25	NR	840	1	NR	970	0	NR
455	615	NR	585	361	NR	715	22	NR	845	0	NR	975	0	NR
460	418	NR	590	356	NR	720	19	NR	850	0	NR	980	0	NR
465	344	NR	595	348	NR	725	16	NR	855	0	NR	985	0	NR
470	272	NR	600	343	NR	730	13	NR	860	0	NR	990	0	NR
475	206	NR	605	337	NR	735	11	NR	865	0	NR	995	0	NR
480	190	NR	610	362	NR	740	10	NR	870	0	NR	1000	0	NR
485	202	NR	615	381	NR	745	8	NR	875	0	NR			

Summary

$R_f = 90.7$
 $R_g = 100.5$
 CIE $R_a = 94.3$
 $R_9 = 72.3$



Color Vector Graphics

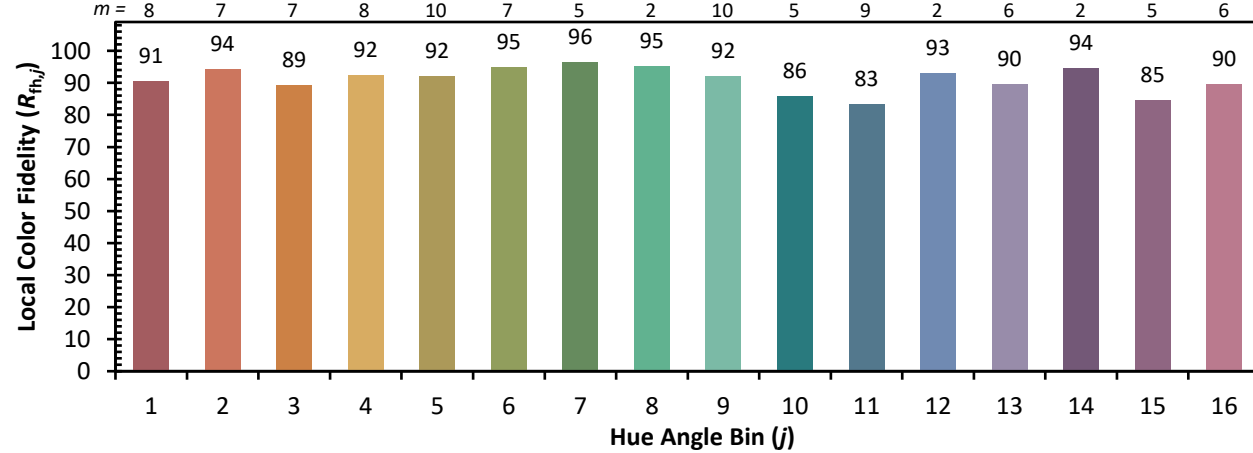


Individual Sample Fidelity Index ($R_{f,i}$)

CES01 = 85	CES26 = 91	CES51 = 98	CES76 = 83
CES02 = 61	CES27 = 92	CES52 = 98	CES77 = 87
CES03 = 31	CES28 = 94	CES53 = 97	CES78 = 80
CES04 = 69	CES29 = 94	CES54 = 93	CES79 = 94
CES05 = 48	CES30 = 93	CES55 = 92	CES80 = 91
CES06 = 50	CES31 = 95	CES56 = 95	CES81 = 84
CES07 = 41	CES32 = 86	CES57 = 94	CES82 = 96
CES08 = 40	CES33 = 99	CES58 = 94	CES83 = 96
CES09 = 29	CES34 = 90	CES59 = 97	CES84 = 93
CES10 = 73	CES35 = 94	CES60 = 92	CES85 = 83
CES11 = 56	CES36 = 81	CES61 = 92	CES86 = 86
CES12 = 62	CES37 = 92	CES62 = 86	CES87 = 91
CES13 = 43	CES38 = 88	CES63 = 92	CES88 = 98
CES14 = 74	CES39 = 99	CES64 = 89	CES89 = 87
CES15 = 71	CES40 = 97	CES65 = 88	CES90 = 98
CES16 = 47	CES41 = 97	CES66 = 85	CES91 = 73
CES17 = 48	CES42 = 90	CES67 = 84	CES92 = 79
CES18 = 56	CES43 = 91	CES68 = 86	CES93 = 87
CES19 = 70	CES44 = 99	CES69 = 87	CES94 = 78
CES20 = 65	CES45 = 95	CES70 = 83	CES95 = 83
CES21 = 85	CES46 = 97	CES71 = 77	CES96 = 92
CES22 = 77	CES47 = 95	CES72 = 92	CES97 = 95
CES23 = 91	CES48 = 93	CES73 = 77	CES98 = 95
CES24 = 90	CES49 = 95	CES74 = 92	CES99 = 94
CES25 = 70	CES50 = 98	CES75 = 79	



Color Rendition by Hue-Angle Bin



Measure Comparisons



(END OF REPORT)