

Cooper Lighting Solutions Photometric Lab
1121 Highway 74 South
Peachtree City, GA 30269



Scaled data based on original data using
LM-79-2019 Approved Method: Electrical and Photometric Measurements of Solid-
State Lighting Products

Test Report Prepared for
Cooper Lighting Solutions

Brand: METALUX

Report Number:

Luminaire Tested: EHBR1-60-UNV-TA-L950-UPL36

Issue Date: 3/20/2026

Test Information

Test Method: LM-79-2019
Report Number:
REPORT IS A COMBINATION OF REPORTS P1431897 AND P1431635
Test Lab: INNOVATION CENTER
Issue Date: 3/20/2026
Manufacturer: COOPER LIGHTING SOLUTIONS
Product Line: METALUX
Catalog Number: EHBR1-60-UNV-TA-L950-UPL36
Description: Elevate Round Highbay at, 60000 lumens, 5000K 90CRI LEDs with TA lens
Light Source: -
Ballast/Driver: -

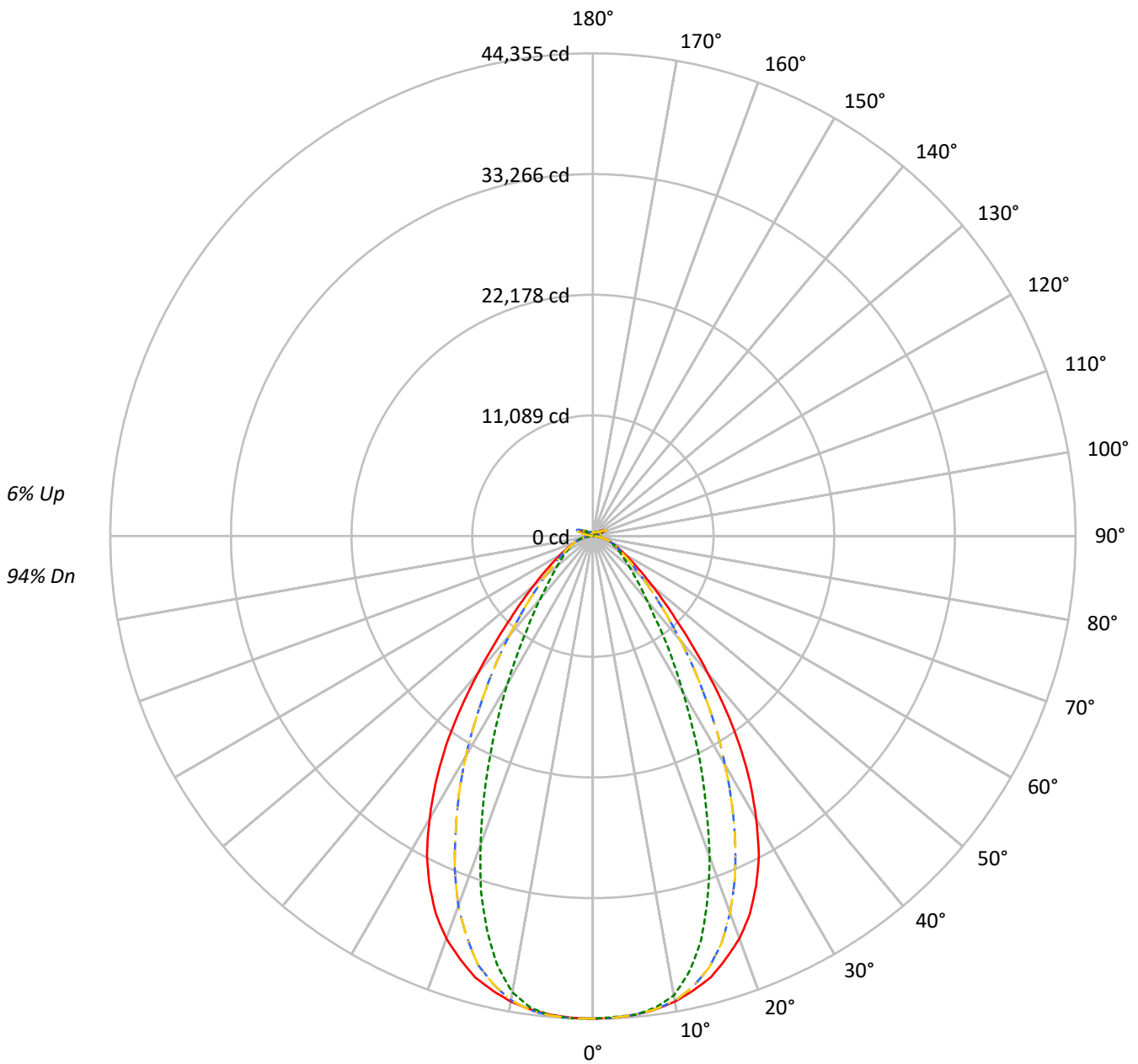
Summary

Lumens per Lamp: N/A
Luminaire Lumens: 58500.8 lumens
Efficiency: N/A
Efficacy: 163.0 lumens/watt
Spacing Criteria (0/90/45): 1.07 / 0.8 / 0.93
Luminous Opening: Vertical Cylinder (Dia: 1.71' x H: 0.1')
CIE Type: Direct

Input Watts (W): 358.8
Input Voltage (V): NR
Input Current (Ain): NR
Voltage Rise (V): NR
Power Factor: NR
Total Harmonic Distortion (THDi): NR
Frequency (hertz): 60
Stabilization Time: NR
Operation Time: NR
Ambient Temperature (°C): NR
Test Distance: 24 FT

TEST NUMBER:
CATALOG NUMBER: EHBR1-60-UNV-TA-L950-UPL36

Luminous Intensity Polar Plot



— 0°-180° - - 45°-225° - · - · 90°-270° - · - · 135°-315°



TEST NUMBER:

CATALOG NUMBER: EHBR1-60-UNV-TA-L950-UPL36

COEFFICIENT OF UTILIZATION - ZONAL CAVITY METHOD:

RF	20				20				20				20				20				
RC	80				70				50				30				10			0	
RW	70	50	30	10	70	50	30	10	50	30	10	50	30	10	50	30	10	50	30	10	0
RCR																					
0	118	118	118	118	114	114	114	114	108	108	108	102	102	102	97	97	97	97	97	97	94
1	110	107	103	101	107	104	101	98	99	96	94	94	92	90	89	88	87	87	87	87	84
2	103	97	92	87	100	94	90	86	90	86	83	86	83	80	82	80	78	78	78	78	76
3	96	88	82	77	93	86	80	76	83	78	74	79	75	72	76	73	70	70	70	70	68
4	90	81	74	69	87	79	73	68	76	71	66	73	69	65	71	67	64	64	64	64	62
5	84	74	67	62	82	73	66	61	70	64	60	68	63	59	66	61	58	58	58	58	56
6	79	68	61	56	77	67	61	56	65	59	55	63	58	54	61	57	53	53	53	53	51
7	75	64	56	51	73	63	56	51	61	55	50	59	54	50	57	52	49	49	49	49	47
8	70	59	52	47	69	58	52	47	57	51	46	55	50	46	54	49	45	45	45	45	44
9	66	55	48	44	65	54	48	44	53	47	43	52	46	43	50	46	42	42	42	42	41
10	63	52	45	41	61	51	45	40	50	44	40	49	43	40	47	43	39	39	39	39	38

AVERAGE LUMINANCE (cd/sqm):

	0°	90°	180°	270°
0°	208207	208207	208207	208207
5°	206809	206831	206809	207049
10°	204393	201719	204393	200399
15°	199939	183128	199939	178923
20°	191474	152604	191474	146662
25°	177626	118018	177626	111903
30°	156031	86025	156031	81651
35°	128234	62010	128234	57962
40°	94502	44613	94502	43236
45°	66003	35154	66003	33937
50°	47771	29166	47771	28724
55°	36178	25473	36178	25129
60°	28828	22973	28828	23135
65°	24226	21485	24226	21691
70°	21536	20404	21536	20605
75°	19035	19035	19035	19220
80°	15604	17194	15604	17194
85°	9997	11917	9997	12267

MAXIMUM LUMINANCE 45°-90°:

Horizontal Angle: 22.5°
 Vertical Angle: 45°
 Luminance: 69154 cd/sqm



TEST NUMBER:
 CATALOG NUMBER: EHBR1-60-UNV-TA-L950-UPL36

ZONAL LUMENS:

Zone	Lumens	% Fixture
0°-10°	4186.9	7.2
10°-20°	11252.8	19.2
20°-30°	13683.4	23.4
30°-40°	11146.1	19.1
40°-50°	6692.1	11.4
50°-60°	3851.4	6.6
60°-70°	2410.3	4.1
70°-80°	1419.6	2.4
80°-90°	421.2	0.7
90°-100°	90.2	0.2
100°-110°	596.6	1.0
110°-120°	1103.5	1.9
120°-130°	655.1	1.1
130°-140°	396.7	0.7
140°-150°	276.0	0.5
150°-160°	180.6	0.3
160°-170°	103.8	0.2
170°-180°	34.6	0.1
0°-30°	29123.1	49.8
0°-40°	40269.2	68.8
0°-60°	50812.7	86.9
0°-90°	55063.8	94.1
90°-120°	1790.3	3.1
90°-150°	3118.1	5.3
90°-180°	3437.0	5.9
0°-180°	58500.8	100.0

CANDELA DISTRIBUTION:

	0°	90°	180°	270°	360°	Flux
0°	44336	44336	44336	44336	44336	
5°	44157	44162	44157	44208	44157	4192
15°	41946	38419	41946	37537	41946	11760
25°	35472	23568	35472	22347	35472	16171
35°	23536	11381	23536	10638	23536	14532
45°	10679	5688	10679	5491	10679	8507
55°	4889	3442	4889	3396	4889	4496
65°	2529	2243	2529	2264	2529	2556
75°	1341	1341	1341	1354	1341	1416
85°	344	410	344	422	344	377
90°	25	27	25	26	25	26
95°	48	44	48	43	48	51
105°	274	209	274	137	274	369
115°	1174	956	1174	1002	1174	1070
125°	751	691	751	786	751	691
135°	475	506	475	548	475	376
145°	431	421	431	452	431	270
155°	384	375	384	404	384	180
165°	362	360	362	375	362	103
175°	361	362	361	370	361	34
180°	363	363	363	363	363	



TEST NUMBER:
 CATALOG NUMBER: EHBR1-60-UNV-TA-L950-UPL36

CANDELA DISTRIBUTION (FULL):

	0°	22.5°	45°	67.5°	90°	112.5°	135°	157.5°	180°	202.5°	225°
0°	44336.3	44336.3	44336.3	44336.3	44336.3	44336.3	44336.3	44336.3	44336.3	44336.3	44336.3
2.5°	44314.9	44304.7	44295.4	44278.7	44238.7	44278.7	44295.4	44304.7	44314.9	44342.8	44354.9
5°	44157.1	44197.0	44155.2	44164.5	44161.7	44164.5	44155.2	44197.0	44157.1	44184.9	44235.0
7.5°	43881.2	43873.8	43859.9	43805.1	43712.2	43805.1	43859.9	43873.8	43881.2	43915.6	43950.9
10°	43426.2	43456.0	43357.6	43013.1	42857.9	43013.1	43357.6	43456.0	43426.2	43482.0	43303.7
12.5°	42751.1	42823.6	42425.2	41530.0	40985.0	41530.0	42425.2	42823.6	42751.1	42800.4	42193.0
15°	41946.1	41885.7	41100.1	39218.7	38419.2	39218.7	41100.1	41885.7	41946.1	41885.7	40770.5
17.5°	40692.4	40779.7	39255.0	36484.9	35008.5	36484.9	39255.0	40779.7	40692.4	40721.2	38604.0
20°	39353.4	39380.3	36836.9	32938.6	31364.6	32938.6	36836.9	39380.3	39353.4	39191.8	36143.2
22.5°	37649.4	37659.6	34065.9	29273.4	27243.4	29273.4	34065.9	37659.6	37649.4	37380.1	33146.6
25°	35471.8	35551.7	30947.7	25558.9	23568.0	25558.9	30947.7	35551.7	35471.8	35165.4	29817.5
27.5°	33026.8	33081.6	27618.6	21838.0	19768.2	21838.0	27618.6	33081.6	33026.8	32692.5	26635.2
30°	30012.5	30363.5	24275.6	18439.3	16546.9	18439.3	24275.6	30363.5	30012.5	29974.4	23354.4
32.5°	26899.9	27521.1	21124.0	15409.3	13787.0	15409.3	21124.0	27521.1	26899.9	27077.2	20084.8
35°	23535.5	24233.8	17853.4	12810.2	11381.0	12810.2	17853.4	24233.8	23535.5	23764.9	17084.5
37.5°	19968.7	21036.6	15081.5	10611.1	9236.9	10611.1	15081.5	21036.6	19968.7	20401.5	14445.4
40°	16379.6	17528.4	12452.6	8822.7	7732.5	8822.7	12452.6	17528.4	16379.6	17084.5	11927.0
42.5°	13297.7	14178.8	10277.8	7374.1	6662.8	7374.1	10277.8	14178.8	13297.7	13797.2	9830.2
45°	10679.0	11188.8	8504.2	6255.1	5687.7	6255.1	8504.2	11188.8	10679.0	11142.3	8135.5
47.5°	8718.7	9035.4	7000.8	5405.4	4968.1	5405.4	7000.8	9035.4	8718.7	8865.4	6794.6
50°	7119.6	7292.3	5885.5	4684.8	4346.8	4684.8	5885.5	7292.3	7119.6	7209.7	5691.4
52.5°	5907.8	5993.2	4936.5	4111.9	3863.9	4111.9	4936.5	5993.2	5907.8	5921.7	4850.1
55°	4889.1	4909.5	4214.0	3615.1	3442.4	3615.1	4214.0	4909.5	4889.1	4892.8	4143.5
57.5°	4094.2	4124.0	3621.6	3216.7	3073.7	3216.7	3621.6	4124.0	4094.2	4100.7	3588.1
60°	3465.6	3485.0	3129.4	2857.3	2761.7	2857.3	3129.4	3485.0	3465.6	3457.2	3109.9
62.5°	2950.2	2987.3	2734.8	2546.2	2484.9	2546.2	2734.8	2987.3	2950.2	2958.6	2733.8
65°	2528.6	2552.7	2396.7	2264.0	2242.6	2264.0	2396.7	2552.7	2528.6	2549.0	2404.2
67.5°	2182.2	2210.1	2105.2	2027.1	2005.8	2027.1	2105.2	2210.1	2182.2	2198.9	2107.0
70°	1889.7	1889.7	1833.0	1789.4	1790.3	1789.4	1833.0	1889.7	1889.7	1892.5	1843.3
72.5°	1602.8	1612.9	1574.9	1561.9	1567.5	1561.9	1574.9	1612.9	1602.8	1638.0	1586.1
75°	1340.9	1352.0	1332.5	1325.1	1340.9	1325.1	1332.5	1352.0	1340.9	1359.5	1336.3
77.5°	1070.7	1091.2	1088.4	1097.7	1127.3	1097.7	1088.4	1091.2	1070.7	1098.6	1104.1
80°	820.9	838.5	839.5	862.7	904.5	862.7	839.5	838.5	820.9	838.5	852.5
82.5°	577.6	588.8	596.1	635.1	671.4	635.1	596.1	588.8	577.6	587.9	606.3
85°	343.6	334.3	347.3	371.5	409.6	371.5	347.3	334.3	343.6	343.6	352.9
87.5°	109.5	106.8	105.8	129.1	147.6	129.1	105.8	106.8	109.5	113.3	117.9
90°	24.7	43.7	68.4	40.0	26.6	40.0	68.4	43.7	24.7	41.8	72.2
92.5°	32.3	57.0	110.2	60.9	37.1	60.9	110.2	57.0	32.3	57.0	102.7
95°	47.5	76.0	154.0	70.3	43.7	70.3	154.0	76.0	47.5	70.3	131.1
97.5°	74.1	93.1	176.7	78.0	55.1	78.0	176.7	93.1	74.1	87.4	148.2
100°	98.9	114.0	275.6	91.2	72.2	91.2	275.6	114.0	98.9	98.9	271.8
102.5°	150.1	214.7	585.3	193.8	121.6	193.8	585.3	214.7	150.1	193.8	631.0
105°	273.6	450.4	1043.3	408.6	209.0	408.6	1043.3	450.4	273.6	444.7	1111.8
107.5°	518.8	798.2	1375.9	731.7	361.1	731.7	1375.9	798.2	518.8	830.4	1432.9
110°	830.4	1096.5	1442.4	971.1	672.7	971.1	1442.4	1096.5	830.4	1161.1	1564.1



TEST NUMBER:

CATALOG NUMBER: EHBR1-60-UNV-TA-L950-UPL36

CANDELA DISTRIBUTION (continued):

	0°	22.5°	45°	67.5°	90°	112.5°	135°	157.5°	180°	202.5°	225°
112.5°	1081.3	1210.5	1381.6	1043.3	908.4	1043.3	1381.6	1210.5	1081.3	1294.2	1527.9
115°	1174.5	1182.0	1233.4	1003.4	955.9	1003.4	1233.4	1182.0	1174.5	1275.2	1364.5
117.5°	1134.5	1062.3	1047.1	916.0	924.5	916.0	1047.1	1062.3	1134.5	1166.9	1178.2
120°	1024.3	927.4	874.2	815.3	855.2	815.3	874.2	927.4	1024.3	1011.1	992.0
122.5°	885.6	788.6	748.8	723.1	770.5	723.1	748.8	788.6	885.6	857.1	838.1
125°	750.6	669.0	659.5	643.2	690.7	643.2	659.5	669.0	750.6	722.2	730.7
127.5°	636.6	585.3	596.8	588.1	620.5	588.1	596.8	585.3	636.6	623.3	652.8
130°	555.9	530.2	557.7	545.4	572.9	545.4	557.7	530.2	555.9	559.6	598.6
132.5°	505.4	497.8	531.1	515.9	534.0	515.9	531.1	497.8	505.4	521.6	557.7
135°	475.1	476.0	507.3	490.2	506.4	490.2	507.3	476.0	475.1	497.8	530.2
137.5°	456.9	462.6	485.5	468.4	481.7	468.4	485.5	462.6	456.9	479.7	504.4
140°	446.4	450.2	467.3	448.4	460.7	448.4	467.3	450.2	446.4	469.3	480.6
142.5°	436.0	439.8	451.2	429.3	437.0	429.3	451.2	439.8	436.0	457.9	463.5
145°	431.2	433.2	438.8	415.0	420.8	415.0	438.8	433.2	431.2	447.4	443.6
147.5°	422.7	422.7	424.5	403.6	408.3	403.6	424.5	422.7	422.7	434.1	429.3
150°	412.2	410.3	412.2	391.2	396.0	391.2	412.2	410.3	412.2	419.8	413.1
152.5°	397.0	395.1	397.9	378.9	383.6	378.9	397.9	395.1	397.0	404.5	398.9
155°	383.6	383.6	385.5	370.3	375.0	370.3	385.5	383.6	383.6	388.4	386.4
157.5°	376.0	376.0	377.9	366.4	370.2	366.4	377.9	376.0	376.0	378.9	378.8
160°	368.4	370.3	372.1	362.6	366.3	362.6	372.1	370.3	368.4	373.1	373.0
162.5°	365.5	366.4	369.2	358.7	362.5	358.7	369.2	366.4	365.5	366.4	366.4
165°	361.7	363.6	365.4	357.8	359.7	357.8	365.4	363.6	361.7	363.6	362.5
167.5°	360.7	362.6	364.5	357.7	360.6	357.7	364.5	362.6	360.7	358.8	361.6
170°	356.9	359.8	363.5	358.6	359.6	358.6	363.5	359.8	356.9	357.8	358.7
172.5°	358.7	361.6	365.3	360.5	361.4	360.5	365.3	361.6	358.7	359.7	358.6
175°	360.6	361.5	364.3	360.5	362.4	360.5	364.3	361.5	360.6	359.7	360.5
177.5°	359.7	362.4	365.2	363.3	365.1	363.3	365.2	362.4	359.7	360.6	363.4
180°	363.4	363.4	363.4	363.4	363.4	363.4	363.4	363.4	363.4	363.4	363.4



TEST NUMBER:

CATALOG NUMBER: EHBR1-60-UNV-TA-L950-UPL36

CANDELA DISTRIBUTION (continued):

	247.5°	270°	292.5°	315°	337.5°	360°
0°	44336.3	44336.3	44336.3	44336.3	44336.3	44336.3
2.5°	44335.4	44352.1	44335.4	44354.9	44342.8	44314.9
5°	44215.5	44208.2	44215.5	44235.0	44184.9	44157.1
7.5°	43751.2	43721.5	43751.2	43950.9	43915.6	43881.2
10°	42781.8	42577.5	42781.8	43303.7	43482.0	43426.2
12.5°	41091.7	40458.5	41091.7	42193.0	42800.4	42751.1
15°	38624.4	37537.0	38624.4	40770.5	41885.7	41946.1
17.5°	35431.9	34187.6	35431.9	38604.0	40721.2	40692.4
20°	31959.8	30143.4	31959.8	36143.2	39191.8	39353.4
22.5°	28168.3	26212.7	28168.3	33146.6	37380.1	37649.4
25°	24386.1	22346.9	24386.1	29817.5	35165.4	35471.8
27.5°	20850.9	18910.2	20850.9	26635.2	32692.5	33026.8
30°	17577.5	15705.5	17577.5	23354.4	29974.4	30012.5
32.5°	14840.1	12984.6	14840.1	20084.8	27077.2	26899.9
35°	12176.8	10638.1	12176.8	17084.5	23764.9	23535.5
37.5°	10169.2	8935.9	10169.2	14445.4	20401.5	19968.7
40°	8481.9	7493.9	8481.9	11927.0	17084.5	16379.6
42.5°	7090.8	6351.7	7090.8	9830.2	13797.2	13297.7
45°	6046.1	5490.9	6046.1	8135.5	11142.3	10679.0
47.5°	5276.3	4825.1	5276.3	6794.6	8865.4	8718.7
50°	4591.0	4280.9	4591.0	5691.4	7209.7	7119.6
52.5°	4038.5	3813.8	4038.5	4850.1	5921.7	5907.8
55°	3578.9	3395.9	3578.9	4143.5	4892.8	4889.1
57.5°	3178.6	3060.7	3178.6	3588.1	4100.7	4094.2
60°	2822.0	2781.2	2822.0	3109.9	3457.2	3465.6
62.5°	2549.0	2488.6	2549.0	2733.8	2958.6	2950.2
65°	2277.9	2264.0	2277.9	2404.2	2549.0	2528.6
67.5°	2032.7	2020.6	2032.7	2107.0	2198.9	2182.2
70°	1798.7	1808.0	1798.7	1843.3	1892.5	1889.7
72.5°	1572.2	1574.0	1572.2	1586.1	1638.0	1602.8
75°	1353.9	1353.9	1353.9	1336.3	1359.5	1340.9
77.5°	1116.1	1144.0	1116.1	1104.1	1098.6	1070.7
80°	877.5	904.5	877.5	852.5	838.5	820.9
82.5°	636.1	679.7	636.1	606.3	587.9	577.6
85°	394.7	421.6	394.7	352.9	343.6	343.6
87.5°	148.6	162.5	148.6	117.9	113.3	109.5
90°	38.0	25.6	38.0	72.2	41.8	24.7
92.5°	51.3	35.1	51.3	102.7	57.0	32.3
95°	57.0	42.7	57.0	131.1	70.3	47.5
97.5°	60.9	52.2	60.9	148.2	87.4	74.1
100°	70.3	60.8	70.3	271.8	98.9	98.9
102.5°	142.5	74.1	142.5	631.0	193.8	150.1
105°	372.5	136.8	372.5	1111.8	444.7	273.6
107.5°	737.3	321.1	737.3	1432.9	830.4	518.8
110°	1011.1	651.8	1011.1	1564.1	1161.1	830.4



TEST NUMBER:

CATALOG NUMBER: EHBR1-60-UNV-TA-L950-UPL36

CANDELA DISTRIBUTION (continued):

	247.5°	270°	292.5°	315°	337.5°	360°
112.5°	1121.3	902.6	1121.3	1527.9	1294.2	1081.3
115°	1117.4	1001.5	1117.4	1364.5	1275.2	1174.5
117.5°	1049.1	1007.2	1049.1	1178.2	1166.9	1134.5
120°	949.3	950.2	949.3	992.0	1011.1	1024.3
122.5°	846.6	873.2	846.6	838.1	857.1	885.6
125°	759.2	785.8	759.2	730.7	722.2	750.6
127.5°	686.0	707.8	686.0	652.8	623.3	636.6
130°	625.2	639.4	625.2	598.6	559.6	555.9
132.5°	581.4	589.1	581.4	557.7	521.6	505.4
135°	545.3	548.2	545.3	530.2	497.8	475.1
137.5°	515.8	513.0	515.8	504.4	479.7	456.9
140°	494.9	491.1	494.9	480.6	469.3	446.4
142.5°	473.0	470.1	473.0	463.5	457.9	436.0
145°	457.8	452.1	457.8	443.6	447.4	431.2
147.5°	441.6	436.9	441.6	429.3	434.1	422.7
150°	428.2	427.3	428.2	413.1	419.8	412.2
152.5°	414.9	414.9	414.9	398.9	404.5	397.0
155°	403.5	404.4	403.5	386.4	388.4	383.6
157.5°	393.9	394.9	393.9	378.8	378.9	376.0
160°	386.3	387.3	386.3	373.0	373.1	368.4
162.5°	380.6	381.5	380.6	366.4	366.4	365.5
165°	372.0	374.8	372.0	362.5	363.6	361.7
167.5°	369.1	372.0	369.1	361.6	358.8	360.7
170°	366.3	369.1	366.3	358.7	357.8	356.9
172.5°	364.3	369.0	364.3	358.6	359.7	358.7
175°	364.3	370.0	364.3	360.5	359.7	360.6
177.5°	367.1	374.7	367.1	363.4	360.6	359.7
180°	363.4	363.4	363.4	363.4	363.4	363.4



TEST NUMBER: CATALOG
 CATALOG NUMBER: EHBR1-60-UNV-TA-L950-UPL36

CIE UGR TABLE:

Reflectances:											
Ceiling		0.7	0.7	0.5	0.5	0.3	0.7	0.7	0.5	0.5	0.3
Wall		0.5	0.3	0.5	0.3	0.3	0.5	0.3	0.5	0.3	0.3
Reference plane		0.2	0.2	0.2	0.2	0.2	0.2	0.2	0.2	0.2	0.2
Room dimensions		Viewed crosswise					Viewed endwise				
X=2H	Y=2H	21.34	22.51	21.81	22.95	23.41	19.61	20.78	20.08	21.21	21.68
	3H	22.50	23.54	22.99	23.99	24.50	21.21	22.25	21.69	22.70	23.21
	4H	22.96	23.93	23.46	24.40	24.92	21.86	22.83	22.37	23.30	23.83
	6H	23.27	24.16	23.79	24.65	25.19	22.37	23.27	22.89	23.75	24.29
	8H	23.36	24.20	23.89	24.71	25.25	22.54	23.39	23.07	23.89	24.44
	12H	23.39	24.20	23.93	24.70	25.27	22.63	23.44	23.17	23.94	24.51
4H	2H	21.60	22.57	22.10	23.04	23.56	20.16	21.13	20.66	21.60	22.12
	3H	22.99	23.79	23.51	24.31	24.86	21.96	22.76	22.48	23.28	23.82
	4H	23.58	24.30	24.11	24.82	25.41	22.73	23.45	23.26	23.97	24.56
	6H	24.02	24.64	24.58	25.19	25.79	23.36	23.98	23.92	24.53	25.13
	8H	24.14	24.72	24.71	25.27	25.88	23.57	24.14	24.13	24.70	25.30
	12H	24.20	24.71	24.79	25.30	25.91	23.69	24.20	24.27	24.79	25.40
8H	4H	23.74	24.32	24.31	24.87	25.48	22.97	23.55	23.54	24.10	24.71
	6H	24.28	24.75	24.88	25.35	25.97	23.71	24.18	24.31	24.78	25.40
	8H	24.46	24.88	25.08	25.50	26.12	23.99	24.41	24.61	25.02	25.65
	12H	24.58	24.94	25.19	25.54	26.24	24.18	24.55	24.79	25.14	25.84
12H	4H	23.73	24.24	24.32	24.83	25.44	22.97	23.48	23.56	24.07	24.68
	6H	24.30	24.72	24.92	25.33	25.96	23.74	24.16	24.36	24.77	25.40
	8H	24.52	24.89	25.13	25.48	26.19	24.06	24.43	24.67	25.03	25.73

LM-79-2019: Approved Method: Electrical and Photometric Measurements of Solid-State Lighting Products

Report Prepared for

Cooper Lighting Solutions

Metalux

Report Number: SP1-2506-472-8

Test Date: 08/04/2025

Luminaire Tested: EHBR-60-L950-N

Data in this report applies to families of products including EHBR-60-L950-N

Test Information

Test Method: LM-79-2019
 Report Number: SP1-2506-472-8
 Test Lab: COOPER LIGHTING SOLUTIONS
 Photometer: SP1 - 76IN SPHERE
 Measurement Geometry: 4π
 Issue Date: 08/05/2025
 Manufacturer: COOPER LIGHTING SOLUTIONS
 Product Line: Metalux
 Catalog Number: **EHBR-60-L950-N**
 Description: Elevate Round Highbay at, 60000 lumens, 5000K 90CRI LEDs with N lens

Spectral Parameters

CCT (K): 4901
 CIE u': 0.2131
 CIE v': 0.4853
 Duv: -0.0008
 CIE x: 0.3477
 CIE y: 0.3520
 CIE z: 0.3003
 Peak Wavelength (nm): 630
 Dominant Wavelength (nm): 574
 Purity: 9.953987
 Rf: 90.7
 Rg: 100.5

CRI (Ra):	94.3		
R1:	95.8	R9:	72.3
R2:	96.5	R10:	89.1
R3:	94.4	R11:	94.9
R4:	95.3	R12:	68.4
R5:	94.1	R13:	96.4
R6:	92.5	R14:	96.4
R7:	95.5	R15:	93.9
R8:	90.1		



Test Conditions

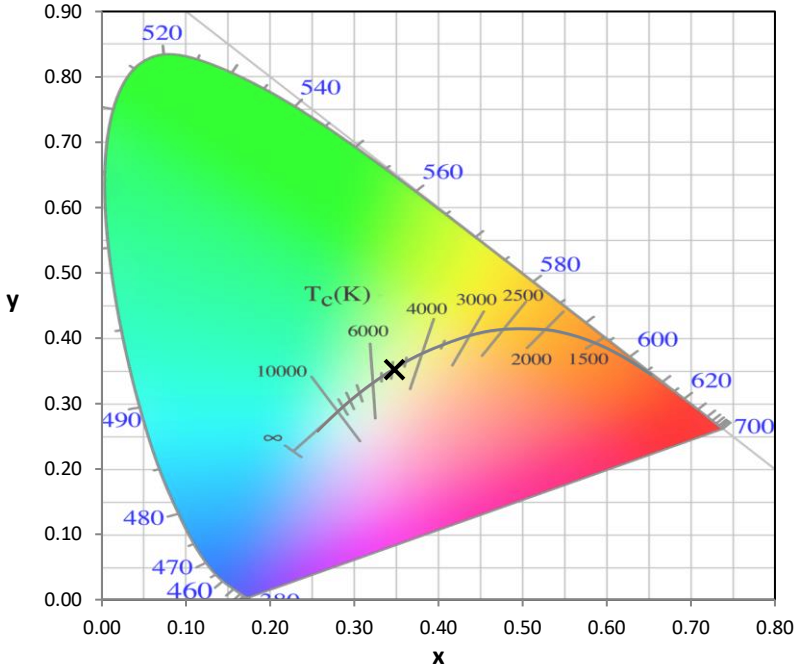
Stabilization Time: 35M
 Operation Time: 1H 35M
 Sphere Temperature (°C): 25.0

REPORT NUMBER: SP1-2506-472-8

Measurement and Test Equipment			
Instrument	Identification Number	Calibration Date	Calibration Due Date
Photometer	76INCH SPHERE IN0058	6/16/2025	12/16/2025
Power Meter	XITRON INXT2011004	1/21/2025	1/21/2026
AC Power Source	CHROMA 61603 IN0063	10/22/2024	10/22/2025
DC Power Source	AGILENT E3634A IN0208	10/22/2024	10/22/2025
Sphere Thermometer	ONSET IN0085	10/22/2024	10/22/2025
Room Thermometer	ONSET IN0046	10/22/2024	10/22/2025

REPORT NUMBER: SP1-2506-472-8

CIE 1931 Chromaticity Diagram



CIE 1931 Chromaticity Diagram with 2017 ANSI 7-Step and 4-Step Quadrangles



CCT = 4901K
 CIE x = 0.3477
 CIE y = 0.3520
 Duv = -0.0008

Point lies inside the ANSI 5000K 4-step quadrangle

REPORT NUMBER: SP1-2506-472-8

Photopic Flux vs. Wavelength



Photopic Lumens: NR

λ (nm)	Power W [^] /nm	Lumens (ϕ /nm)	λ (nm)	Power W [^] /nm	Lumens (ϕ /nm)	λ (nm)	Power W [^] /nm	Lumens (ϕ /nm)	λ (nm)	Power W [^] /nm	Lumens (ϕ /nm)	λ (nm)	Power W [^] /nm	Lumens (ϕ /nm)
360	0	NR	490	221	NR	620	326	NR	750	7	NR	880	0	NR
365	0	NR	495	250	NR	625	325	NR	755	6	NR	885	0	NR
370	0	NR	500	284	NR	630	1000	NR	760	5	NR	890	0	NR
375	0	NR	505	311	NR	635	643	NR	765	4	NR	895	0	NR
380	0	NR	510	329	NR	640	206	NR	770	4	NR	900	0	NR
385	1	NR	515	344	NR	645	199	NR	775	3	NR	905	0	NR
390	2	NR	520	353	NR	650	172	NR	780	3	NR	910	0	NR
395	3	NR	525	357	NR	655	143	NR	785	2	NR	915	0	NR
400	5	NR	530	362	NR	660	122	NR	790	2	NR	920	0	NR
405	6	NR	535	365	NR	665	102	NR	795	2	NR	925	0	NR
410	9	NR	540	367	NR	670	94	NR	800	2	NR	930	0	NR
415	15	NR	545	369	NR	675	76	NR	805	1	NR	935	0	NR
420	26	NR	550	370	NR	680	65	NR	810	1	NR	940	0	NR
425	47	NR	555	372	NR	685	56	NR	815	1	NR	945	0	NR
430	81	NR	560	372	NR	690	48	NR	820	1	NR	950	0	NR
435	143	NR	565	371	NR	695	41	NR	825	1	NR	955	0	NR
440	243	NR	570	370	NR	700	35	NR	830	1	NR	960	0	NR
445	434	NR	575	367	NR	705	30	NR	835	1	NR	965	0	NR
450	675	NR	580	365	NR	710	25	NR	840	1	NR	970	0	NR
455	615	NR	585	361	NR	715	22	NR	845	0	NR	975	0	NR
460	418	NR	590	356	NR	720	19	NR	850	0	NR	980	0	NR
465	344	NR	595	348	NR	725	16	NR	855	0	NR	985	0	NR
470	272	NR	600	343	NR	730	13	NR	860	0	NR	990	0	NR
475	206	NR	605	337	NR	735	11	NR	865	0	NR	995	0	NR
480	190	NR	610	362	NR	740	10	NR	870	0	NR	1000	0	NR
485	202	NR	615	381	NR	745	8	NR	875	0	NR			

REPORT NUMBER: SP1-2506-472-8

Scotopic Flux vs. Wavelength



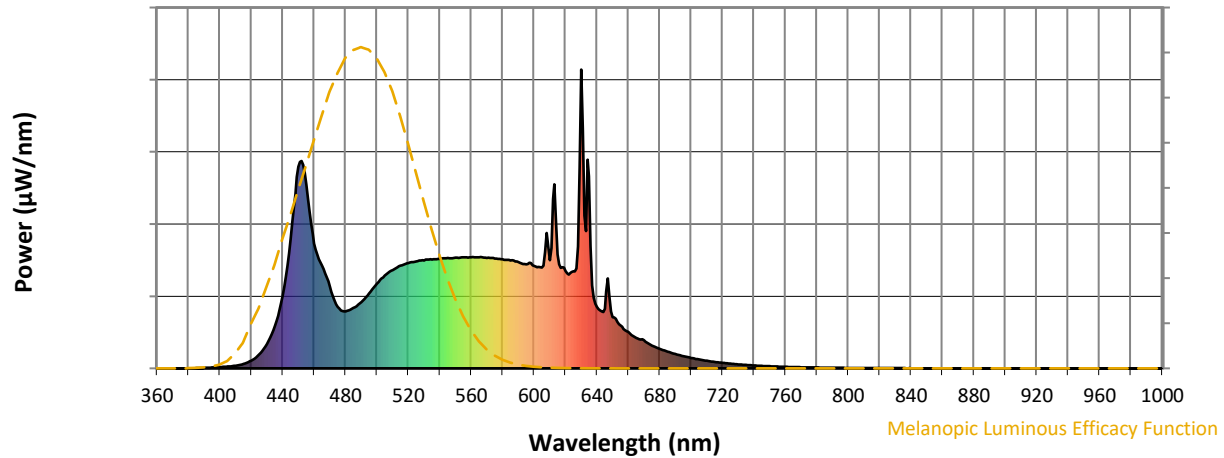
Scotopic Lumens: NR

S/P: 2.04

λ (nm)	Power W [^] /nm	Lumens (φ/nm)	λ (nm)	Power W [^] /nm	Lumens (φ/nm)	λ (nm)	Power W [^] /nm	Lumens (φ/nm)	λ (nm)	Power W [^] /nm	Lumens (φ/nm)	λ (nm)	Power W [^] /nm	Lumens (φ/nm)
360	0	NR	490	221	NR	620	326	NR	750	7	NR	880	0	NR
365	0	NR	495	250	NR	625	325	NR	755	6	NR	885	0	NR
370	0	NR	500	284	NR	630	1000	NR	760	5	NR	890	0	NR
375	0	NR	505	311	NR	635	643	NR	765	4	NR	895	0	NR
380	0	NR	510	329	NR	640	206	NR	770	4	NR	900	0	NR
385	1	NR	515	344	NR	645	199	NR	775	3	NR	905	0	NR
390	2	NR	520	353	NR	650	172	NR	780	3	NR	910	0	NR
395	3	NR	525	357	NR	655	143	NR	785	2	NR	915	0	NR
400	5	NR	530	362	NR	660	122	NR	790	2	NR	920	0	NR
405	6	NR	535	365	NR	665	102	NR	795	2	NR	925	0	NR
410	9	NR	540	367	NR	670	94	NR	800	2	NR	930	0	NR
415	15	NR	545	369	NR	675	76	NR	805	1	NR	935	0	NR
420	26	NR	550	370	NR	680	65	NR	810	1	NR	940	0	NR
425	47	NR	555	372	NR	685	56	NR	815	1	NR	945	0	NR
430	81	NR	560	372	NR	690	48	NR	820	1	NR	950	0	NR
435	143	NR	565	371	NR	695	41	NR	825	1	NR	955	0	NR
440	243	NR	570	370	NR	700	35	NR	830	1	NR	960	0	NR
445	434	NR	575	367	NR	705	30	NR	835	1	NR	965	0	NR
450	675	NR	580	365	NR	710	25	NR	840	1	NR	970	0	NR
455	615	NR	585	361	NR	715	22	NR	845	0	NR	975	0	NR
460	418	NR	590	356	NR	720	19	NR	850	0	NR	980	0	NR
465	344	NR	595	348	NR	725	16	NR	855	0	NR	985	0	NR
470	272	NR	600	343	NR	730	13	NR	860	0	NR	990	0	NR
475	206	NR	605	337	NR	735	11	NR	865	0	NR	995	0	NR
480	190	NR	610	362	NR	740	10	NR	870	0	NR	1000	0	NR
485	202	NR	615	381	NR	745	8	NR	875	0	NR			

REPORT NUMBER: SP1-2506-472-8

Melanopic Flux vs. Wavelength



Melanopic Lumens: NR

M/P: 4.41

λ (nm)	Power W [^] /nm	Lumens (φ/nm)	λ (nm)	Power W [^] /nm	Lumens (φ/nm)	λ (nm)	Power W [^] /nm	Lumens (φ/nm)	λ (nm)	Power W [^] /nm	Lumens (φ/nm)	λ (nm)	Power W [^] /nm	Lumens (φ/nm)
360	0	NR	490	221	NR	620	326	NR	750	7	NR	880	0	NR
365	0	NR	495	250	NR	625	325	NR	755	6	NR	885	0	NR
370	0	NR	500	284	NR	630	1000	NR	760	5	NR	890	0	NR
375	0	NR	505	311	NR	635	643	NR	765	4	NR	895	0	NR
380	0	NR	510	329	NR	640	206	NR	770	4	NR	900	0	NR
385	1	NR	515	344	NR	645	199	NR	775	3	NR	905	0	NR
390	2	NR	520	353	NR	650	172	NR	780	3	NR	910	0	NR
395	3	NR	525	357	NR	655	143	NR	785	2	NR	915	0	NR
400	5	NR	530	362	NR	660	122	NR	790	2	NR	920	0	NR
405	6	NR	535	365	NR	665	102	NR	795	2	NR	925	0	NR
410	9	NR	540	367	NR	670	94	NR	800	2	NR	930	0	NR
415	15	NR	545	369	NR	675	76	NR	805	1	NR	935	0	NR
420	26	NR	550	370	NR	680	65	NR	810	1	NR	940	0	NR
425	47	NR	555	372	NR	685	56	NR	815	1	NR	945	0	NR
430	81	NR	560	372	NR	690	48	NR	820	1	NR	950	0	NR
435	143	NR	565	371	NR	695	41	NR	825	1	NR	955	0	NR
440	243	NR	570	370	NR	700	35	NR	830	1	NR	960	0	NR
445	434	NR	575	367	NR	705	30	NR	835	1	NR	965	0	NR
450	675	NR	580	365	NR	710	25	NR	840	1	NR	970	0	NR
455	615	NR	585	361	NR	715	22	NR	845	0	NR	975	0	NR
460	418	NR	590	356	NR	720	19	NR	850	0	NR	980	0	NR
465	344	NR	595	348	NR	725	16	NR	855	0	NR	985	0	NR
470	272	NR	600	343	NR	730	13	NR	860	0	NR	990	0	NR
475	206	NR	605	337	NR	735	11	NR	865	0	NR	995	0	NR
480	190	NR	610	362	NR	740	10	NR	870	0	NR	1000	0	NR
485	202	NR	615	381	NR	745	8	NR	875	0	NR			

Summary

$R_f = 90.7$
 $R_g = 100.5$
 CIE $R_a = 94.3$
 $R_9 = 72.3$

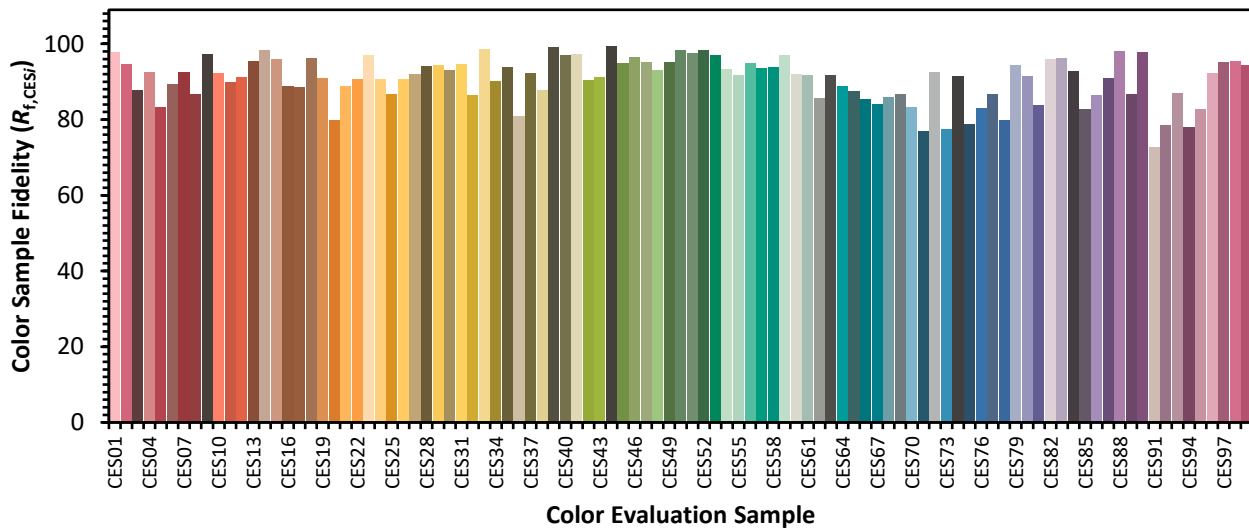


Color Vector Graphics

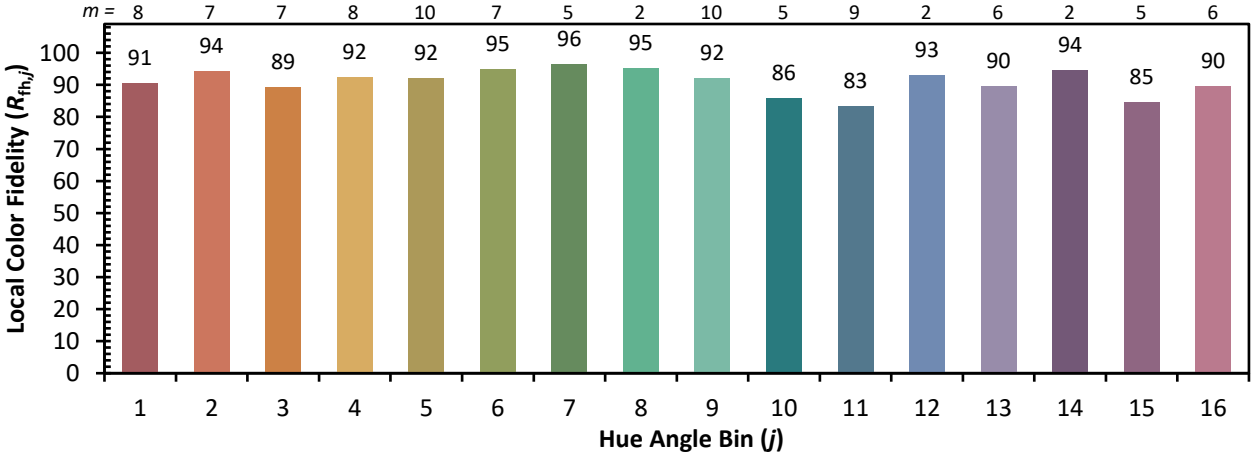


Individual Sample Fidelity Index ($R_{f,i}$)

CES01 = 85	CES26 = 91	CES51 = 98	CES76 = 83
CES02 = 61	CES27 = 92	CES52 = 98	CES77 = 87
CES03 = 31	CES28 = 94	CES53 = 97	CES78 = 80
CES04 = 69	CES29 = 94	CES54 = 93	CES79 = 94
CES05 = 48	CES30 = 93	CES55 = 92	CES80 = 91
CES06 = 50	CES31 = 95	CES56 = 95	CES81 = 84
CES07 = 41	CES32 = 86	CES57 = 94	CES82 = 96
CES08 = 40	CES33 = 99	CES58 = 94	CES83 = 96
CES09 = 29	CES34 = 90	CES59 = 97	CES84 = 93
CES10 = 73	CES35 = 94	CES60 = 92	CES85 = 83
CES11 = 56	CES36 = 81	CES61 = 92	CES86 = 86
CES12 = 62	CES37 = 92	CES62 = 86	CES87 = 91
CES13 = 43	CES38 = 88	CES63 = 92	CES88 = 98
CES14 = 74	CES39 = 99	CES64 = 89	CES89 = 87
CES15 = 71	CES40 = 97	CES65 = 88	CES90 = 98
CES16 = 47	CES41 = 97	CES66 = 85	CES91 = 73
CES17 = 48	CES42 = 90	CES67 = 84	CES92 = 79
CES18 = 56	CES43 = 91	CES68 = 86	CES93 = 87
CES19 = 70	CES44 = 99	CES69 = 87	CES94 = 78
CES20 = 65	CES45 = 95	CES70 = 83	CES95 = 83
CES21 = 85	CES46 = 97	CES71 = 77	CES96 = 92
CES22 = 77	CES47 = 95	CES72 = 92	CES97 = 95
CES23 = 91	CES48 = 93	CES73 = 77	CES98 = 95
CES24 = 90	CES49 = 95	CES74 = 92	CES99 = 94
CES25 = 70	CES50 = 98	CES75 = 79	



Color Rendition by Hue-Angle Bin



Measure Comparisons



(END OF REPORT)