

Cooper Lighting Solutions Photometric Lab
1121 Highway 74 South
Peachtree City, GA 30269



Scaled data based on original data using
LM-79-2019 Approved Method: Electrical and Photometric Measurements of Solid-
State Lighting Products

Test Report Prepared for
Cooper Lighting Solutions

Brand: METALUX

Report Number:

Luminaire Tested: EHBR1-54-UNV-TA-L950-UPL40

Issue Date: 3/20/2026

Test Information

Test Method: LM-79-2019
Report Number:
REPORT IS A COMBINATION OF REPORTS P1431866 AND P1431635
Test Lab: INNOVATION CENTER
Issue Date: 3/20/2026
Manufacturer: COOPER LIGHTING SOLUTIONS
Product Line: METALUX
Catalog Number: EHBR1-54-UNV-TA-L950-UPL40
Description: Elevate Round Highbay at, 54000 lumens, 5000K 90CRI LEDs with TA lens
Light Source: -
Ballast/Driver: -

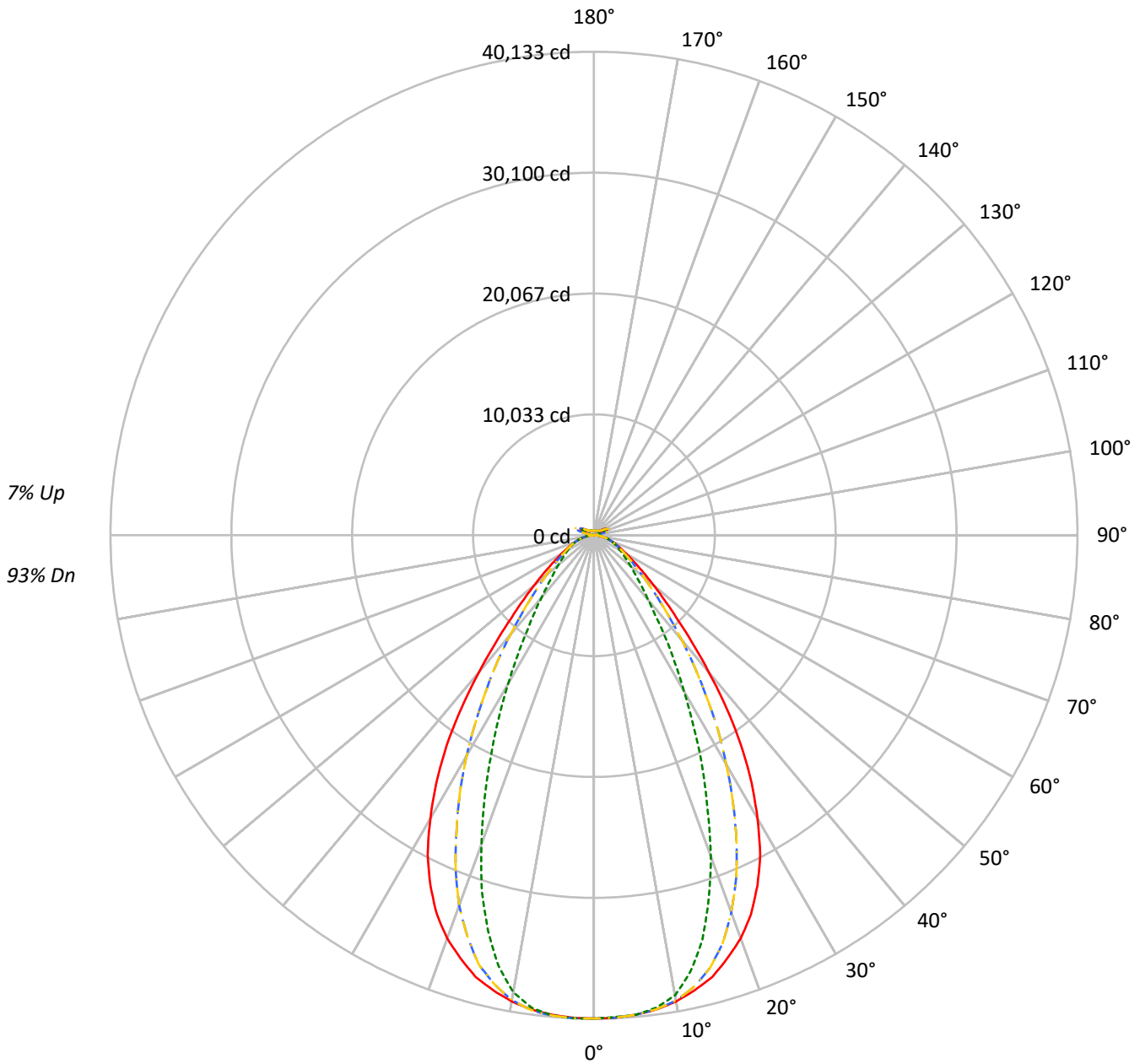
Summary

Lumens per Lamp: N/A
Luminaire Lumens: 53440.7 lumens
Efficiency: N/A
Efficacy: 163.6 lumens/watt
Spacing Criteria (0/90/45): 1.07 / 0.8 / 0.93
Luminous Opening: Vertical Cylinder (Dia: 1.71' x H: 0.1')
CIE Type: Direct

Input Watts (W): 326.6
Input Voltage (V): NR
Input Current (Ain): NR
Voltage Rise (V): NR
Power Factor: NR
Total Harmonic Distortion (THDi): NR
Frequency (hertz): 60
Stabilization Time: NR
Operation Time: NR
Ambient Temperature (°C): NR
Test Distance: 24 FT

TEST NUMBER:
CATALOG NUMBER: EHBR1-54-UNV-TA-L950-UPL40

Luminous Intensity Polar Plot



— 0°-180° - - 45°-225° - · - · 90°-270° - · - · 135°-315°



TEST NUMBER:

CATALOG NUMBER: EHBR1-54-UNV-TA-L950-UPL40

COEFFICIENT OF UTILIZATION - ZONAL CAVITY METHOD:

RF	20				20				20				20				20				20
RC	80				70				50				30				10				0
RW	70	50	30	10	70	50	30	10	50	30	10	50	30	10	50	30	10	50	30	10	0
RCR																					
0	117	117	117	117	114	114	114	114	107	107	107	101	101	101	96	96	96	96	96	96	93
1	110	106	103	100	107	104	101	98	98	96	94	93	91	90	89	87	86	86	86	86	84
2	103	96	91	87	100	94	89	85	90	86	83	86	82	80	82	79	77	77	77	77	75
3	96	88	82	77	93	86	80	76	82	77	73	79	75	71	75	72	69	69	69	69	67
4	90	80	74	68	87	79	72	68	76	70	66	73	68	64	70	66	63	63	63	63	61
5	84	74	67	62	82	72	66	61	70	64	60	67	62	59	65	61	57	57	57	57	56
6	79	68	61	56	77	67	60	55	65	59	55	63	57	54	61	56	53	53	53	53	51
7	74	63	56	51	72	62	56	51	60	54	50	58	53	49	57	52	49	49	49	49	47
8	70	59	52	47	68	58	51	47	56	50	46	55	49	46	53	48	45	45	45	45	43
9	66	55	48	44	65	54	48	43	53	47	43	51	46	42	50	45	42	42	42	42	40
10	63	52	45	40	61	51	44	40	49	44	40	48	43	39	47	42	39	39	39	39	37

AVERAGE LUMINANCE (cd/sqm):

	0°	90°	180°	270°
0°	188389	188389	188389	188389
5°	187123	187143	187123	187340
10°	184937	182517	184937	181323
15°	180907	165696	180907	161891
20°	173248	138078	173248	132702
25°	160718	106784	160718	101251
30°	141179	77836	141179	73879
35°	116028	56107	116028	52444
40°	85507	40366	85507	39120
45°	59720	31807	59720	30707
50°	43224	26390	43224	25990
55°	32734	23048	32734	22737
60°	26084	20786	26084	20932
65°	21919	19440	21919	19625
70°	19486	18462	19486	18644
75°	17222	17222	17222	17390
80°	14118	15557	14118	15557
85°	9046	10780	9046	11100

MAXIMUM LUMINANCE 45°-90°:

Horizontal Angle: 22.5°
 Vertical Angle: 45°
 Luminance: 62571 cd/sqm



TEST NUMBER:

CATALOG NUMBER: EHBR1-54-UNV-TA-L950-UPL40

ZONAL LUMENS:

Zone	Lumens	% Fixture
0°-10°	3788.3	7.1
10°-20°	10181.7	19.1
20°-30°	12380.9	23.2
30°-40°	10085.1	18.9
40°-50°	6055.1	11.3
50°-60°	3484.8	6.5
60°-70°	2180.9	4.1
70°-80°	1284.4	2.4
80°-90°	382.0	0.7
90°-100°	95.0	0.2
100°-110°	628.4	1.2
110°-120°	1162.5	2.2
120°-130°	690.0	1.3
130°-140°	417.5	0.8
140°-150°	290.0	0.5
150°-160°	189.4	0.4
160°-170°	108.6	0.2
170°-180°	36.1	0.1
0°-30°	26350.9	49.3
0°-40°	36436.0	68.2
0°-60°	45975.9	86.0
0°-90°	49823.2	93.2
90°-120°	1885.9	3.5
90°-150°	3283.4	6.1
90°-180°	3618.0	6.8
0°-180°	53440.7	100.0

CANDELA DISTRIBUTION:

	0°	90°	180°	270°	360°	Flux
0°	40116	40116	40116	40116	40116	
5°	39954	39958	39954	40000	39954	3793
15°	37953	34762	37953	33964	37953	10641
25°	32095	21325	32095	20220	32095	14631
35°	21295	10298	21295	9625	21295	13149
45°	9662	5146	9662	4968	9662	7698
55°	4424	3115	4424	3073	4424	4068
65°	2288	2029	2288	2048	2288	2312
75°	1213	1213	1213	1225	1213	1281
85°	311	370	311	382	311	341
90°	26	28	26	27	26	25
95°	50	46	50	45	50	54
105°	288	220	288	144	288	389
115°	1237	1007	1237	1055	1237	1128
125°	791	727	791	827	791	728
135°	500	533	500	577	500	396
145°	453	442	453	475	453	284
155°	403	393	403	424	403	188
165°	379	376	379	392	379	108
175°	377	378	377	386	377	36
180°	379	379	379	379	379	



TEST NUMBER:
 CATALOG NUMBER: EHBR1-54-UNV-TA-L950-UPL40

CANDELA DISTRIBUTION (FULL):

	0°	22.5°	45°	67.5°	90°	112.5°	135°	157.5°	180°	202.5°	225°
0°	40116.0	40116.0	40116.0	40116.0	40116.0	40116.0	40116.0	40116.0	40116.0	40116.0	40116.0
2.5°	40096.7	40087.4	40079.0	40063.9	40027.7	40063.9	40079.0	40087.4	40096.7	40121.8	40132.7
5°	39953.8	39989.9	39952.1	39960.5	39957.9	39960.5	39952.1	39989.9	39953.8	39979.0	40024.4
7.5°	39704.2	39697.5	39684.9	39635.4	39551.4	39635.4	39684.9	39697.5	39704.2	39735.3	39767.3
10°	39292.5	39319.5	39230.4	38918.6	38778.3	38918.6	39230.4	39319.5	39292.5	39343.0	39181.7
12.5°	38681.7	38747.2	38386.8	37576.8	37083.6	37576.8	38386.8	38747.2	38681.7	38726.2	38176.7
15°	37953.3	37898.7	37187.8	35485.6	34762.1	35485.6	37187.8	37898.7	37953.3	37898.7	36889.5
17.5°	36818.9	36897.9	35518.3	33012.0	31676.0	33012.0	35518.3	36897.9	36818.9	36845.0	34929.3
20°	35607.4	35631.7	33330.4	29803.2	28379.0	29803.2	33330.4	35631.7	35607.4	35461.2	32702.8
22.5°	34065.6	34074.8	30823.2	26486.9	24650.1	26486.9	30823.2	34074.8	34065.6	33821.9	29991.4
25°	32095.3	32167.5	28001.7	23126.0	21324.6	23126.0	28001.7	32167.5	32095.3	31818.0	26979.2
27.5°	29883.0	29932.6	24989.6	19759.3	17886.5	19759.3	24989.6	29932.6	29883.0	29580.5	24099.8
30°	27155.7	27473.3	21964.8	16684.1	14971.7	16684.1	21964.8	27473.3	27155.7	27121.2	21131.3
32.5°	24339.3	24901.4	19113.2	13942.5	12474.7	13942.5	19113.2	24901.4	24339.3	24499.7	18172.9
35°	21295.2	21927.0	16153.9	11590.7	10297.6	11590.7	16153.9	21927.0	21295.2	21502.8	15458.2
37.5°	18067.9	19034.2	13645.9	9601.1	8357.6	9601.1	13645.9	19034.2	18067.9	18459.5	13070.3
40°	14820.5	15859.9	11267.3	7982.9	6996.4	7982.9	11267.3	15859.9	14820.5	15458.2	10791.7
42.5°	12031.8	12829.2	9299.5	6672.2	6028.6	6672.2	9299.5	12829.2	12031.8	12483.9	8894.5
45°	9662.4	10123.7	7694.6	5659.7	5146.3	5659.7	7694.6	10123.7	9662.4	10081.7	7361.1
47.5°	7888.7	8175.3	6334.3	4890.9	4495.1	4890.9	6334.3	8175.3	7888.7	8021.5	6147.9
50°	6441.9	6598.2	5325.3	4238.9	3933.0	4238.9	5325.3	6598.2	6441.9	6523.4	5149.7
52.5°	5345.5	5422.8	4466.5	3720.5	3496.2	3720.5	4466.5	5422.8	5345.5	5358.0	4388.4
55°	4423.7	4442.2	3812.9	3270.9	3114.7	3270.9	3812.9	4442.2	4423.7	4427.0	3749.1
57.5°	3704.5	3731.4	3276.8	2910.5	2781.1	2910.5	3276.8	3731.4	3704.5	3710.4	3246.6
60°	3135.7	3153.3	2831.5	2585.4	2498.8	2585.4	2831.5	3153.3	3135.7	3128.1	2813.9
62.5°	2669.3	2703.0	2474.4	2303.8	2248.4	2303.8	2474.4	2703.0	2669.3	2677.0	2473.6
65°	2287.9	2309.8	2168.6	2048.4	2029.1	2048.4	2168.6	2309.8	2287.9	2306.3	2175.3
67.5°	1974.5	1999.7	1904.8	1834.2	1814.8	1834.2	1904.8	1999.7	1974.5	1989.6	1906.4
70°	1709.8	1709.8	1658.6	1619.1	1619.9	1619.1	1658.6	1709.8	1709.8	1712.4	1667.9
72.5°	1450.2	1459.5	1425.0	1413.3	1418.3	1413.3	1425.0	1459.5	1450.2	1482.1	1435.1
75°	1213.2	1223.4	1205.7	1199.0	1213.2	1199.0	1205.7	1223.4	1213.2	1230.1	1209.1
77.5°	968.8	987.3	984.8	993.1	1020.0	993.1	984.8	987.3	968.8	994.0	999.0
80°	742.7	758.7	759.6	780.5	818.4	780.5	759.6	758.7	742.7	758.7	771.4
82.5°	522.6	532.7	539.4	574.7	607.5	574.7	539.4	532.7	522.6	531.8	548.6
85°	310.9	302.5	314.2	336.1	370.5	336.1	314.2	302.5	310.9	310.9	319.2
87.5°	99.1	96.6	95.8	116.8	133.6	116.8	95.8	96.6	99.1	102.5	106.7
90°	26.0	46.1	72.1	42.1	27.7	42.1	72.1	46.1	26.0	44.0	76.1
92.5°	34.0	60.0	116.1	64.1	38.8	64.1	116.1	60.0	34.0	60.0	108.1
95°	50.1	80.1	162.1	74.1	45.7	74.1	162.1	80.1	50.1	74.1	138.2
97.5°	78.0	98.1	186.2	82.0	57.7	82.0	186.2	98.1	78.0	92.1	156.2
100°	104.2	120.1	290.3	96.1	75.7	96.1	290.3	120.1	104.2	104.2	286.3
102.5°	158.1	226.2	616.7	204.2	127.8	204.2	616.7	226.2	158.1	204.2	664.7
105°	288.3	474.5	1099.1	430.5	219.9	430.5	1099.1	474.5	288.3	468.5	1171.2
107.5°	546.6	840.8	1449.5	770.8	380.1	770.8	1449.5	840.8	546.6	874.9	1509.5
110°	874.9	1155.2	1519.6	1023.0	708.4	1023.0	1519.6	1155.2	874.9	1223.3	1647.7



TEST NUMBER:

CATALOG NUMBER: EHBR1-54-UNV-TA-L950-UPL40

CANDELA DISTRIBUTION (continued):

	0°	22.5°	45°	67.5°	90°	112.5°	135°	157.5°	180°	202.5°	225°
112.5°	1139.2	1275.3	1455.5	1099.1	956.7	1099.1	1455.5	1275.3	1139.2	1363.4	1609.7
115°	1237.3	1245.3	1299.4	1057.1	1006.7	1057.1	1299.4	1245.3	1237.3	1343.4	1437.5
117.5°	1195.2	1119.2	1103.1	965.0	973.5	965.0	1103.1	1119.2	1195.2	1229.3	1241.3
120°	1079.2	977.1	920.9	858.9	900.6	858.9	920.9	977.1	1079.2	1065.1	1045.1
122.5°	933.0	830.9	788.8	761.6	811.4	761.6	788.8	830.9	933.0	902.9	882.9
125°	790.9	704.7	694.7	677.5	727.2	677.5	694.7	704.7	790.9	760.8	769.7
127.5°	670.7	616.7	628.6	619.4	653.2	619.4	628.6	616.7	670.7	656.7	687.5
130°	585.4	558.6	587.5	574.3	603.2	574.3	587.5	558.6	585.4	589.4	630.3
132.5°	532.2	524.2	559.0	543.1	561.9	543.1	559.0	524.2	532.2	549.1	587.1
135°	499.9	501.1	533.9	515.8	532.8	515.8	533.9	501.1	499.9	523.9	557.9
137.5°	480.7	486.7	510.7	492.7	506.7	492.7	510.7	486.7	480.7	504.7	530.7
140°	469.5	473.5	491.5	471.5	484.3	471.5	491.5	473.5	469.5	493.5	505.5
142.5°	458.3	462.3	474.3	451.2	459.2	451.2	474.3	462.3	458.3	481.2	487.2
145°	453.1	455.2	461.1	435.9	442.0	435.9	461.1	455.2	453.1	470.0	466.0
147.5°	444.0	444.0	446.0	423.7	428.6	423.7	446.0	444.0	444.0	456.0	450.8
150°	432.8	430.8	432.8	410.6	415.4	410.6	432.8	430.8	432.8	440.8	433.6
152.5°	416.8	414.8	417.6	397.4	402.2	397.4	417.6	414.8	416.8	424.8	418.6
155°	402.8	402.8	404.5	388.2	393.0	388.2	404.5	402.8	402.8	407.6	405.4
157.5°	394.5	394.5	396.2	383.8	387.5	383.8	396.2	394.5	394.5	397.4	397.0
160°	386.2	388.2	389.9	379.5	383.2	379.5	389.9	388.2	386.2	391.1	390.7
162.5°	383.0	383.8	386.7	375.2	378.9	375.2	386.7	383.8	383.0	383.8	383.5
165°	378.7	380.7	382.3	374.1	375.7	374.1	382.3	380.7	378.7	380.7	379.2
167.5°	377.5	379.5	381.2	373.7	376.6	373.7	381.2	379.5	377.5	375.5	378.1
170°	373.5	376.4	380.0	374.5	375.4	374.5	380.0	376.4	373.5	374.3	374.9
172.5°	375.2	378.1	381.7	376.2	377.0	376.2	381.7	378.1	375.2	376.0	374.5
175°	376.8	377.7	380.2	375.9	377.6	375.9	380.2	377.7	376.8	375.7	376.2
177.5°	375.7	378.5	381.0	378.7	380.4	378.7	381.0	378.5	375.7	376.6	379.1
180°	379.1	379.1	379.1	379.1	379.1	379.1	379.1	379.1	379.1	379.1	379.1



TEST NUMBER:

CATALOG NUMBER: EHBR1-54-UNV-TA-L950-UPL40

CANDELA DISTRIBUTION (continued):

	247.5°	270°	292.5°	315°	337.5°	360°
0°	40116.0	40116.0	40116.0	40116.0	40116.0	40116.0
2.5°	40115.1	40130.2	40115.1	40132.7	40121.8	40096.7
5°	40006.7	40000.0	40006.7	40024.4	39979.0	39953.8
7.5°	39586.6	39559.7	39586.6	39767.3	39735.3	39704.2
10°	38709.4	38524.6	38709.4	39181.7	39343.0	39292.5
12.5°	37180.3	36607.2	37180.3	38176.7	38726.2	38681.7
15°	34947.8	33963.9	34947.8	36889.5	37898.7	37953.3
17.5°	32059.2	30933.3	32059.2	34929.3	36845.0	36818.9
20°	28917.6	27274.1	28917.6	32702.8	35461.2	35607.4
22.5°	25487.0	23717.5	25487.0	29991.4	33821.9	34065.6
25°	22064.8	20219.8	22064.8	26979.2	31818.0	32095.3
27.5°	18866.1	17110.1	18866.1	24099.8	29580.5	29883.0
30°	15904.4	14210.5	15904.4	21131.3	27121.2	27155.7
32.5°	13427.5	11748.6	13427.5	18172.9	24499.7	24339.3
35°	11017.7	9625.4	11017.7	15458.2	21502.8	21295.2
37.5°	9201.2	8085.3	9201.2	13070.3	18459.5	18067.9
40°	7674.5	6780.5	7674.5	10791.7	15458.2	14820.5
42.5°	6415.9	5747.0	6415.9	8894.5	12483.9	12031.8
45°	5470.6	4968.2	5470.6	7361.1	10081.7	9662.4
47.5°	4774.1	4365.7	4774.1	6147.9	8021.5	7888.7
50°	4154.0	3873.4	4154.0	5149.7	6523.4	6441.9
52.5°	3654.1	3450.7	3654.1	4388.4	5358.0	5345.5
55°	3238.1	3072.7	3238.1	3749.1	4427.0	4423.7
57.5°	2876.1	2769.3	2876.1	3246.6	3710.4	3704.5
60°	2553.4	2516.4	2553.4	2813.9	3128.1	3135.7
62.5°	2306.3	2251.8	2306.3	2473.6	2677.0	2669.3
65°	2061.1	2048.4	2061.1	2175.3	2306.3	2287.9
67.5°	1839.2	1828.3	1839.2	1906.4	1989.6	1974.5
70°	1627.5	1635.9	1627.5	1667.9	1712.4	1709.8
72.5°	1422.5	1424.1	1422.5	1435.1	1482.1	1450.2
75°	1225.0	1225.0	1225.0	1209.1	1230.1	1213.2
77.5°	1009.9	1035.1	1009.9	999.0	994.0	968.8
80°	794.0	818.4	794.0	771.4	758.7	742.7
82.5°	575.6	615.1	575.6	548.6	531.8	522.6
85°	357.1	381.5	357.1	319.2	310.9	310.9
87.5°	134.4	147.1	134.4	106.7	102.5	99.1
90°	40.0	26.9	40.0	76.1	44.0	26.0
92.5°	54.1	36.9	54.1	108.1	60.0	34.0
95°	60.0	44.9	60.0	138.2	74.1	50.1
97.5°	64.1	54.9	64.1	156.2	92.1	78.0
100°	74.1	63.7	74.1	286.3	104.2	104.2
102.5°	150.1	77.8	150.1	664.7	204.2	158.1
105°	392.4	143.8	392.4	1171.2	468.5	288.3
107.5°	776.8	338.0	776.8	1509.5	874.9	546.6
110°	1065.1	686.4	1065.1	1647.7	1223.3	874.9



TEST NUMBER:

CATALOG NUMBER: EHBR1-54-UNV-TA-L950-UPL40

CANDELA DISTRIBUTION (continued):

	247.5°	270°	292.5°	315°	337.5°	360°
112.5°	1181.3	950.7	1181.3	1609.7	1363.4	1139.2
115°	1177.2	1054.7	1177.2	1437.5	1343.4	1237.3
117.5°	1105.2	1060.8	1105.2	1241.3	1229.3	1195.2
120°	999.9	1000.7	999.9	1045.1	1065.1	1079.2
122.5°	891.8	919.5	891.8	882.9	902.9	933.0
125°	799.7	827.4	799.7	769.7	760.8	790.9
127.5°	722.4	745.2	722.4	687.5	656.7	670.7
130°	658.4	673.2	658.4	630.3	589.4	585.4
132.5°	612.0	620.0	612.0	587.1	549.1	532.2
135°	573.9	576.8	573.9	557.9	523.9	499.9
137.5°	542.8	539.5	542.8	530.7	504.7	480.7
140°	520.4	516.4	520.4	505.5	493.5	469.5
142.5°	497.2	494.0	497.2	487.2	481.2	458.3
145°	480.8	474.9	480.8	466.0	470.0	453.1
147.5°	463.6	458.6	463.6	450.8	456.0	444.0
150°	449.4	448.3	449.4	433.6	440.8	432.8
152.5°	435.4	435.1	435.4	418.6	424.8	416.8
155°	423.0	423.9	423.0	405.4	407.6	402.8
157.5°	412.7	413.5	412.7	397.0	397.4	394.5
160°	404.4	405.2	404.4	390.7	391.1	386.2
162.5°	398.0	398.9	398.0	383.5	383.8	383.0
165°	388.8	391.7	388.8	379.2	380.7	378.7
167.5°	385.7	388.6	385.7	378.1	375.5	377.5
170°	382.5	385.4	382.5	374.9	374.3	373.5
172.5°	380.2	385.0	380.2	374.5	376.0	375.2
175°	379.9	385.6	379.9	376.2	375.7	376.8
177.5°	382.7	390.4	382.7	379.1	376.6	375.7
180°	379.1	379.1	379.1	379.1	379.1	379.1



TEST NUMBER: CATALOG
 CATALOG NUMBER: EHBR1-54-UNV-TA-L950-UPL40

CIE UGR TABLE:

Reflectances:											
Ceiling		0.7	0.7	0.5	0.5	0.3	0.7	0.7	0.5	0.5	0.3
Wall		0.5	0.3	0.5	0.3	0.3	0.5	0.3	0.5	0.3	0.3
Reference plane		0.2	0.2	0.2	0.2	0.2	0.2	0.2	0.2	0.2	0.2
Room dimensions		Viewed crosswise					Viewed endwise				
X=2H	Y=2H	20.93	22.08	21.41	22.53	23.02	19.19	20.35	19.68	20.80	21.29
	3H	22.08	23.11	22.58	23.58	24.11	20.79	21.82	21.29	22.29	22.82
	4H	22.54	23.50	23.06	23.98	24.53	21.44	22.40	21.96	22.89	23.44
	6H	22.85	23.73	23.39	24.24	24.80	21.95	22.84	22.49	23.34	23.90
	8H	22.94	23.77	23.48	24.29	24.86	22.12	22.96	22.67	23.48	24.05
	12H	22.97	23.77	23.52	24.28	24.87	22.21	23.01	22.76	23.52	24.11
4H	2H	21.18	22.14	21.70	22.62	23.17	19.74	20.70	20.26	21.18	21.73
	3H	22.57	23.36	23.10	23.90	24.46	21.54	22.33	22.07	22.86	23.43
	4H	23.16	23.87	23.71	24.41	25.01	22.31	23.02	22.86	23.56	24.16
	6H	23.60	24.21	24.17	24.78	25.40	22.94	23.55	23.51	24.12	24.74
	8H	23.72	24.29	24.30	24.86	25.49	23.15	23.72	23.73	24.29	24.91
	12H	23.78	24.29	24.38	24.89	25.52	23.27	23.77	23.87	24.37	25.00
8H	4H	23.32	23.89	23.90	24.46	25.08	22.55	23.12	23.13	23.69	24.31
	6H	23.86	24.33	24.47	24.94	25.58	23.29	23.76	23.90	24.37	25.01
	8H	24.04	24.46	24.67	25.09	25.73	23.57	23.99	24.20	24.61	25.26
	12H	24.15	24.52	24.78	25.13	25.85	23.76	24.12	24.38	24.73	25.45
12H	4H	23.31	23.82	23.91	24.42	25.05	22.55	23.06	23.15	23.66	24.29
	6H	23.88	24.30	24.51	24.92	25.57	23.32	23.74	23.95	24.36	25.01
	8H	24.10	24.46	24.72	25.07	25.79	23.64	24.01	24.26	24.61	25.33

LM-79-2019: Approved Method: Electrical and Photometric Measurements of Solid-
State Lighting Products

Report Prepared for

Cooper Lighting Solutions

Metalux

Report Number: SP1-2506-472-8

Test Date: 08/04/2025

Luminaire Tested: EHBR-60-L950-N

Data in this report applies to families of products including EHBR-60-L950-N

Test Information

Test Method: LM-79-2019
 Report Number: SP1-2506-472-8
 Test Lab: COOPER LIGHTING SOLUTIONS
 Photometer: SP1 - 76IN SPHERE
 Measurement Geometry: 4π
 Issue Date: 08/05/2025
 Manufacturer: COOPER LIGHTING SOLUTIONS
 Product Line: Metalux
 Catalog Number: **EHBR-60-L950-N**
 Description: Elevate Round Highbay at, 60000 lumens, 5000K 90CRI LEDs with N lens

Spectral Parameters

CCT (K): 4901
 CIE u': 0.2131
 CIE v': 0.4853
 Duv: -0.0008
 CIE x: 0.3477
 CIE y: 0.3520
 CIE z: 0.3003
 Peak Wavelength (nm): 630
 Dominant Wavelength (nm): 574
 Purity: 9.953987
 Rf: 90.7
 Rg: 100.5

CRI (Ra):	94.3		
R1:	95.8	R9:	72.3
R2:	96.5	R10:	89.1
R3:	94.4	R11:	94.9
R4:	95.3	R12:	68.4
R5:	94.1	R13:	96.4
R6:	92.5	R14:	96.4
R7:	95.5	R15:	93.9
R8:	90.1		



Test Conditions

Stabilization Time: 35M
 Operation Time: 1H 35M
 Sphere Temperature (°C): 25.0

REPORT NUMBER: SP1-2506-472-8

Measurement and Test Equipment			
Instrument	Identification Number	Calibration Date	Calibration Due Date
Photometer	76INCH SPHERE IN0058	6/16/2025	12/16/2025
Power Meter	XITRON INXT2011004	1/21/2025	1/21/2026
AC Power Source	CHROMA 61603 IN0063	10/22/2024	10/22/2025
DC Power Source	AGILENT E3634A IN0208	10/22/2024	10/22/2025
Sphere Thermometer	ONSET IN0085	10/22/2024	10/22/2025
Room Thermometer	ONSET IN0046	10/22/2024	10/22/2025

REPORT NUMBER: SP1-2506-472-8

CIE 1931 Chromaticity Diagram



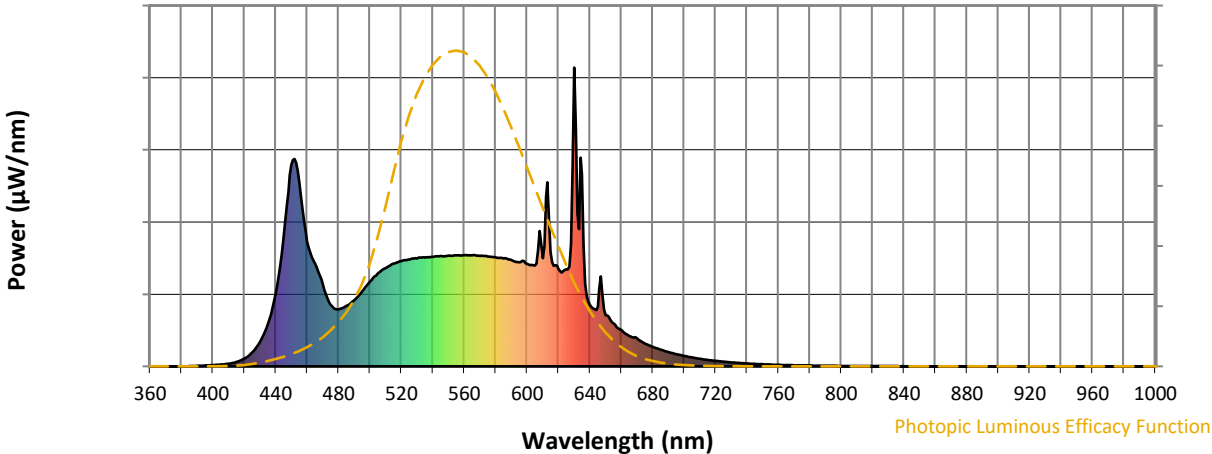
CIE 1931 Chromaticity Diagram with 2017 ANSI 7-Step and 4-Step Quadrangles



Point lies inside the ANSI 5000K 4-step quadrangle

REPORT NUMBER: SP1-2506-472-8

Photopic Flux vs. Wavelength



Photopic Lumens: NR

λ (nm)	Power W [^] /nm	Lumens (ϕ /nm)	λ (nm)	Power W [^] /nm	Lumens (ϕ /nm)	λ (nm)	Power W [^] /nm	Lumens (ϕ /nm)	λ (nm)	Power W [^] /nm	Lumens (ϕ /nm)	λ (nm)	Power W [^] /nm	Lumens (ϕ /nm)
360	0	NR	490	221	NR	620	326	NR	750	7	NR	880	0	NR
365	0	NR	495	250	NR	625	325	NR	755	6	NR	885	0	NR
370	0	NR	500	284	NR	630	1000	NR	760	5	NR	890	0	NR
375	0	NR	505	311	NR	635	643	NR	765	4	NR	895	0	NR
380	0	NR	510	329	NR	640	206	NR	770	4	NR	900	0	NR
385	1	NR	515	344	NR	645	199	NR	775	3	NR	905	0	NR
390	2	NR	520	353	NR	650	172	NR	780	3	NR	910	0	NR
395	3	NR	525	357	NR	655	143	NR	785	2	NR	915	0	NR
400	5	NR	530	362	NR	660	122	NR	790	2	NR	920	0	NR
405	6	NR	535	365	NR	665	102	NR	795	2	NR	925	0	NR
410	9	NR	540	367	NR	670	94	NR	800	2	NR	930	0	NR
415	15	NR	545	369	NR	675	76	NR	805	1	NR	935	0	NR
420	26	NR	550	370	NR	680	65	NR	810	1	NR	940	0	NR
425	47	NR	555	372	NR	685	56	NR	815	1	NR	945	0	NR
430	81	NR	560	372	NR	690	48	NR	820	1	NR	950	0	NR
435	143	NR	565	371	NR	695	41	NR	825	1	NR	955	0	NR
440	243	NR	570	370	NR	700	35	NR	830	1	NR	960	0	NR
445	434	NR	575	367	NR	705	30	NR	835	1	NR	965	0	NR
450	675	NR	580	365	NR	710	25	NR	840	1	NR	970	0	NR
455	615	NR	585	361	NR	715	22	NR	845	0	NR	975	0	NR
460	418	NR	590	356	NR	720	19	NR	850	0	NR	980	0	NR
465	344	NR	595	348	NR	725	16	NR	855	0	NR	985	0	NR
470	272	NR	600	343	NR	730	13	NR	860	0	NR	990	0	NR
475	206	NR	605	337	NR	735	11	NR	865	0	NR	995	0	NR
480	190	NR	610	362	NR	740	10	NR	870	0	NR	1000	0	NR
485	202	NR	615	381	NR	745	8	NR	875	0	NR			

REPORT NUMBER: SP1-2506-472-8

Scotopic Flux vs. Wavelength



Scotopic Lumens: NR

S/P: 2.04

λ (nm)	Power W [^] /nm	Lumens (φ/nm)	λ (nm)	Power W [^] /nm	Lumens (φ/nm)	λ (nm)	Power W [^] /nm	Lumens (φ/nm)	λ (nm)	Power W [^] /nm	Lumens (φ/nm)	λ (nm)	Power W [^] /nm	Lumens (φ/nm)
360	0	NR	490	221	NR	620	326	NR	750	7	NR	880	0	NR
365	0	NR	495	250	NR	625	325	NR	755	6	NR	885	0	NR
370	0	NR	500	284	NR	630	1000	NR	760	5	NR	890	0	NR
375	0	NR	505	311	NR	635	643	NR	765	4	NR	895	0	NR
380	0	NR	510	329	NR	640	206	NR	770	4	NR	900	0	NR
385	1	NR	515	344	NR	645	199	NR	775	3	NR	905	0	NR
390	2	NR	520	353	NR	650	172	NR	780	3	NR	910	0	NR
395	3	NR	525	357	NR	655	143	NR	785	2	NR	915	0	NR
400	5	NR	530	362	NR	660	122	NR	790	2	NR	920	0	NR
405	6	NR	535	365	NR	665	102	NR	795	2	NR	925	0	NR
410	9	NR	540	367	NR	670	94	NR	800	2	NR	930	0	NR
415	15	NR	545	369	NR	675	76	NR	805	1	NR	935	0	NR
420	26	NR	550	370	NR	680	65	NR	810	1	NR	940	0	NR
425	47	NR	555	372	NR	685	56	NR	815	1	NR	945	0	NR
430	81	NR	560	372	NR	690	48	NR	820	1	NR	950	0	NR
435	143	NR	565	371	NR	695	41	NR	825	1	NR	955	0	NR
440	243	NR	570	370	NR	700	35	NR	830	1	NR	960	0	NR
445	434	NR	575	367	NR	705	30	NR	835	1	NR	965	0	NR
450	675	NR	580	365	NR	710	25	NR	840	1	NR	970	0	NR
455	615	NR	585	361	NR	715	22	NR	845	0	NR	975	0	NR
460	418	NR	590	356	NR	720	19	NR	850	0	NR	980	0	NR
465	344	NR	595	348	NR	725	16	NR	855	0	NR	985	0	NR
470	272	NR	600	343	NR	730	13	NR	860	0	NR	990	0	NR
475	206	NR	605	337	NR	735	11	NR	865	0	NR	995	0	NR
480	190	NR	610	362	NR	740	10	NR	870	0	NR	1000	0	NR
485	202	NR	615	381	NR	745	8	NR	875	0	NR			

REPORT NUMBER: SP1-2506-472-8

Melanopic Flux vs. Wavelength



Melanopic Lumens: NR

M/P: 4.41

λ (nm)	Power W [^] /nm	Lumens (φ/nm)	λ (nm)	Power W [^] /nm	Lumens (φ/nm)	λ (nm)	Power W [^] /nm	Lumens (φ/nm)	λ (nm)	Power W [^] /nm	Lumens (φ/nm)	λ (nm)	Power W [^] /nm	Lumens (φ/nm)
360	0	NR	490	221	NR	620	326	NR	750	7	NR	880	0	NR
365	0	NR	495	250	NR	625	325	NR	755	6	NR	885	0	NR
370	0	NR	500	284	NR	630	1000	NR	760	5	NR	890	0	NR
375	0	NR	505	311	NR	635	643	NR	765	4	NR	895	0	NR
380	0	NR	510	329	NR	640	206	NR	770	4	NR	900	0	NR
385	1	NR	515	344	NR	645	199	NR	775	3	NR	905	0	NR
390	2	NR	520	353	NR	650	172	NR	780	3	NR	910	0	NR
395	3	NR	525	357	NR	655	143	NR	785	2	NR	915	0	NR
400	5	NR	530	362	NR	660	122	NR	790	2	NR	920	0	NR
405	6	NR	535	365	NR	665	102	NR	795	2	NR	925	0	NR
410	9	NR	540	367	NR	670	94	NR	800	2	NR	930	0	NR
415	15	NR	545	369	NR	675	76	NR	805	1	NR	935	0	NR
420	26	NR	550	370	NR	680	65	NR	810	1	NR	940	0	NR
425	47	NR	555	372	NR	685	56	NR	815	1	NR	945	0	NR
430	81	NR	560	372	NR	690	48	NR	820	1	NR	950	0	NR
435	143	NR	565	371	NR	695	41	NR	825	1	NR	955	0	NR
440	243	NR	570	370	NR	700	35	NR	830	1	NR	960	0	NR
445	434	NR	575	367	NR	705	30	NR	835	1	NR	965	0	NR
450	675	NR	580	365	NR	710	25	NR	840	1	NR	970	0	NR
455	615	NR	585	361	NR	715	22	NR	845	0	NR	975	0	NR
460	418	NR	590	356	NR	720	19	NR	850	0	NR	980	0	NR
465	344	NR	595	348	NR	725	16	NR	855	0	NR	985	0	NR
470	272	NR	600	343	NR	730	13	NR	860	0	NR	990	0	NR
475	206	NR	605	337	NR	735	11	NR	865	0	NR	995	0	NR
480	190	NR	610	362	NR	740	10	NR	870	0	NR	1000	0	NR
485	202	NR	615	381	NR	745	8	NR	875	0	NR			

Summary

$R_f = 90.7$
 $R_g = 100.5$
 CIE $R_a = 94.3$
 $R_9 = 72.3$

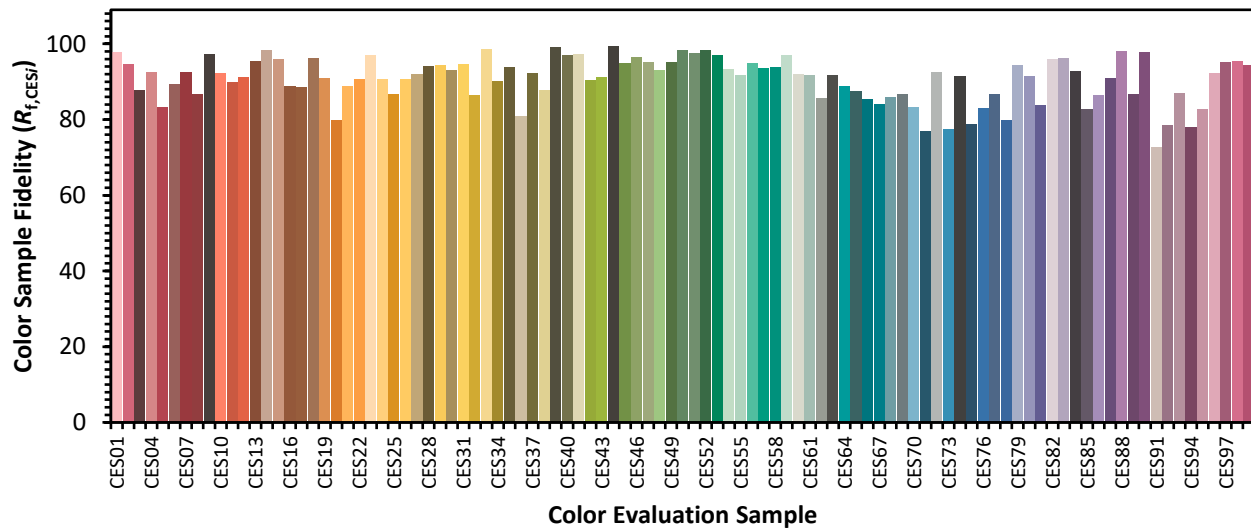


Color Vector Graphics



Individual Sample Fidelity Index ($R_{f,i}$)

CES01 = 85	CES26 = 91	CES51 = 98	CES76 = 83
CES02 = 61	CES27 = 92	CES52 = 98	CES77 = 87
CES03 = 31	CES28 = 94	CES53 = 97	CES78 = 80
CES04 = 69	CES29 = 94	CES54 = 93	CES79 = 94
CES05 = 48	CES30 = 93	CES55 = 92	CES80 = 91
CES06 = 50	CES31 = 95	CES56 = 95	CES81 = 84
CES07 = 41	CES32 = 86	CES57 = 94	CES82 = 96
CES08 = 40	CES33 = 99	CES58 = 94	CES83 = 96
CES09 = 29	CES34 = 90	CES59 = 97	CES84 = 93
CES10 = 73	CES35 = 94	CES60 = 92	CES85 = 83
CES11 = 56	CES36 = 81	CES61 = 92	CES86 = 86
CES12 = 62	CES37 = 92	CES62 = 86	CES87 = 91
CES13 = 43	CES38 = 88	CES63 = 92	CES88 = 98
CES14 = 74	CES39 = 99	CES64 = 89	CES89 = 87
CES15 = 71	CES40 = 97	CES65 = 88	CES90 = 98
CES16 = 47	CES41 = 97	CES66 = 85	CES91 = 73
CES17 = 48	CES42 = 90	CES67 = 84	CES92 = 79
CES18 = 56	CES43 = 91	CES68 = 86	CES93 = 87
CES19 = 70	CES44 = 99	CES69 = 87	CES94 = 78
CES20 = 65	CES45 = 95	CES70 = 83	CES95 = 83
CES21 = 85	CES46 = 97	CES71 = 77	CES96 = 92
CES22 = 77	CES47 = 95	CES72 = 92	CES97 = 95
CES23 = 91	CES48 = 93	CES73 = 77	CES98 = 95
CES24 = 90	CES49 = 95	CES74 = 92	CES99 = 94
CES25 = 70	CES50 = 98	CES75 = 79	



Color Rendition by Hue-Angle Bin



Measure Comparisons



(END OF REPORT)