

Scaled data based on original data using  
LM-79-08 Approved Method: Electrical and Photometric Measurements of Solid-  
State Lighting Products

Test Report Prepared for  
Cooper Lighting Solutions  
(formerly Eaton)

Brand: McGRAW-EDISON

Report Number: P197823

Luminaire Tested: **TT-C1-LED-E1-WQ-CG-MS/DIM-7050**

Issue Date: 3/3/2020

**Test Information**

Test Method: LM-79-08  
Report Number: P197823  
TEST IS SCALED FROM IESNA LM-79-08 TEST DATA (P115513)  
Test Lab: INNOVATION CENTER P2  
Issue Date: 3/3/2020  
Manufacturer: COOPER LIGHTING SOLUTIONS (FORMERLY EATON)  
Product Line: MCGRAW-EDISON  
Catalog Number: TT-C1-LED-E1-WQ-CG-MS/DIM-7050  
Description: TOPTIER LED PARKING GARAGE LUMINAIRE  
WIDE DISTRIBUTION WITH CLEAR GLASS LENS AND DIMMING OCCUPANCY SENSOR  
Light Source: (168) 5000K CCT, 70 CRI LEDS  
Ballast/Driver: ELECTRONIC DRIVER

**Summary**

Lumens per Lamp: N/A  
Luminaire Lumens: 3210.7 lumens  
Efficiency: N/A  
Efficacy: 114.7 lumens/watt  
Luminous Opening: Circular (Dia: 1.12' x H: 0')  
IES Classification: Type V - Short - Full Cutoff  
BUG Rating: B2 - U0 - G1

Input Watts (W): 28  
Input Voltage (V): NR  
Input Current (Ain): NR  
Voltage Rise (V): NR  
Power Factor: NR  
Total Harmonic Distortion (THDi): NR  
Frequency (hertz): 60  
Stabilization Time: NR  
Operation Time: NR  
Ambient Temperature (°C): NR  
Test Distance: 25 FT

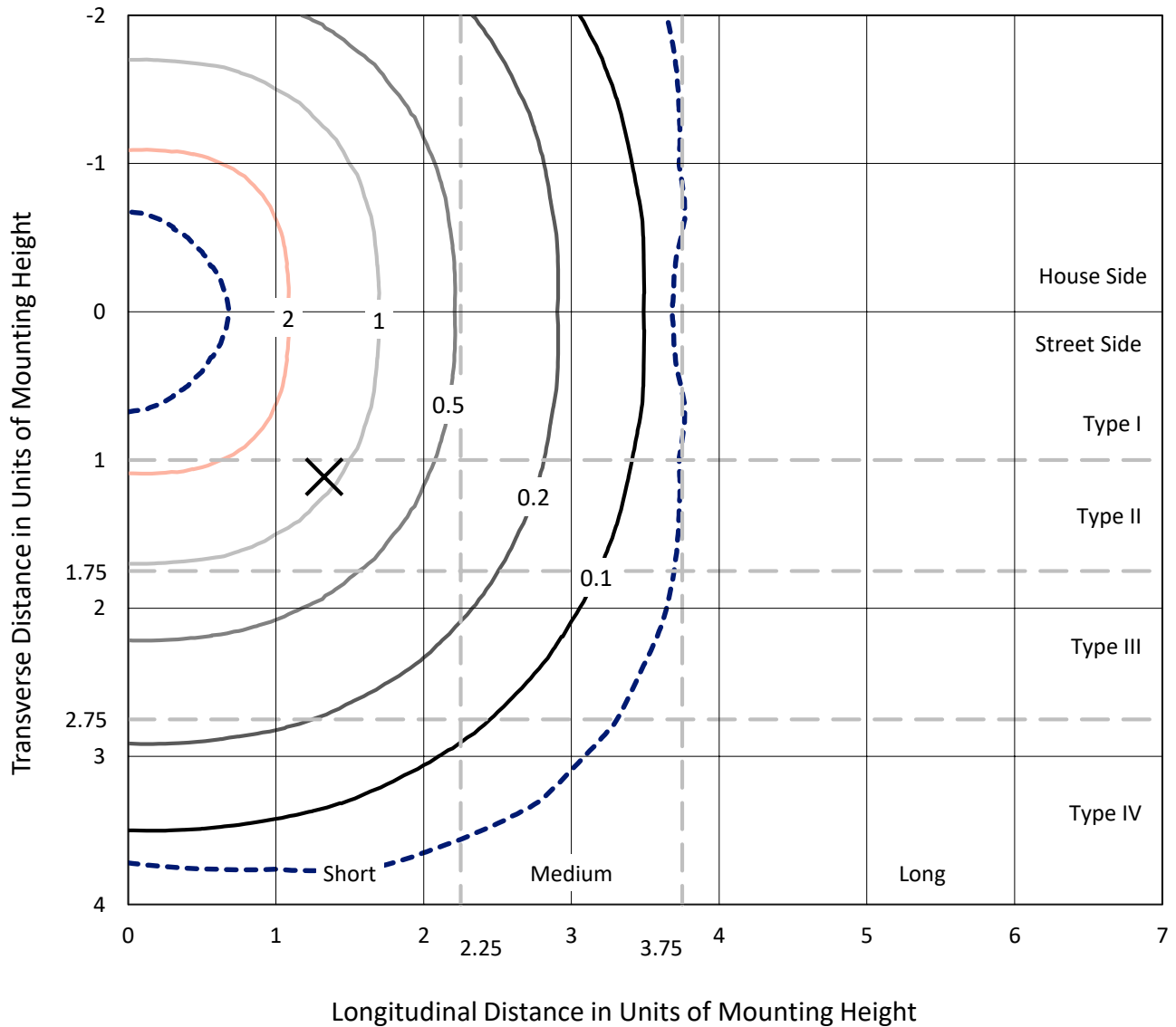


REPORT NUMBER: P197823

CATALOG NUMBER: TT-C1-LED-E1-WQ-CG-MS/DIM-7050

### Iso-Footcandle Lines of Horizontal Illumination

✕ Max cd  
 - - - 1/2 Max cd

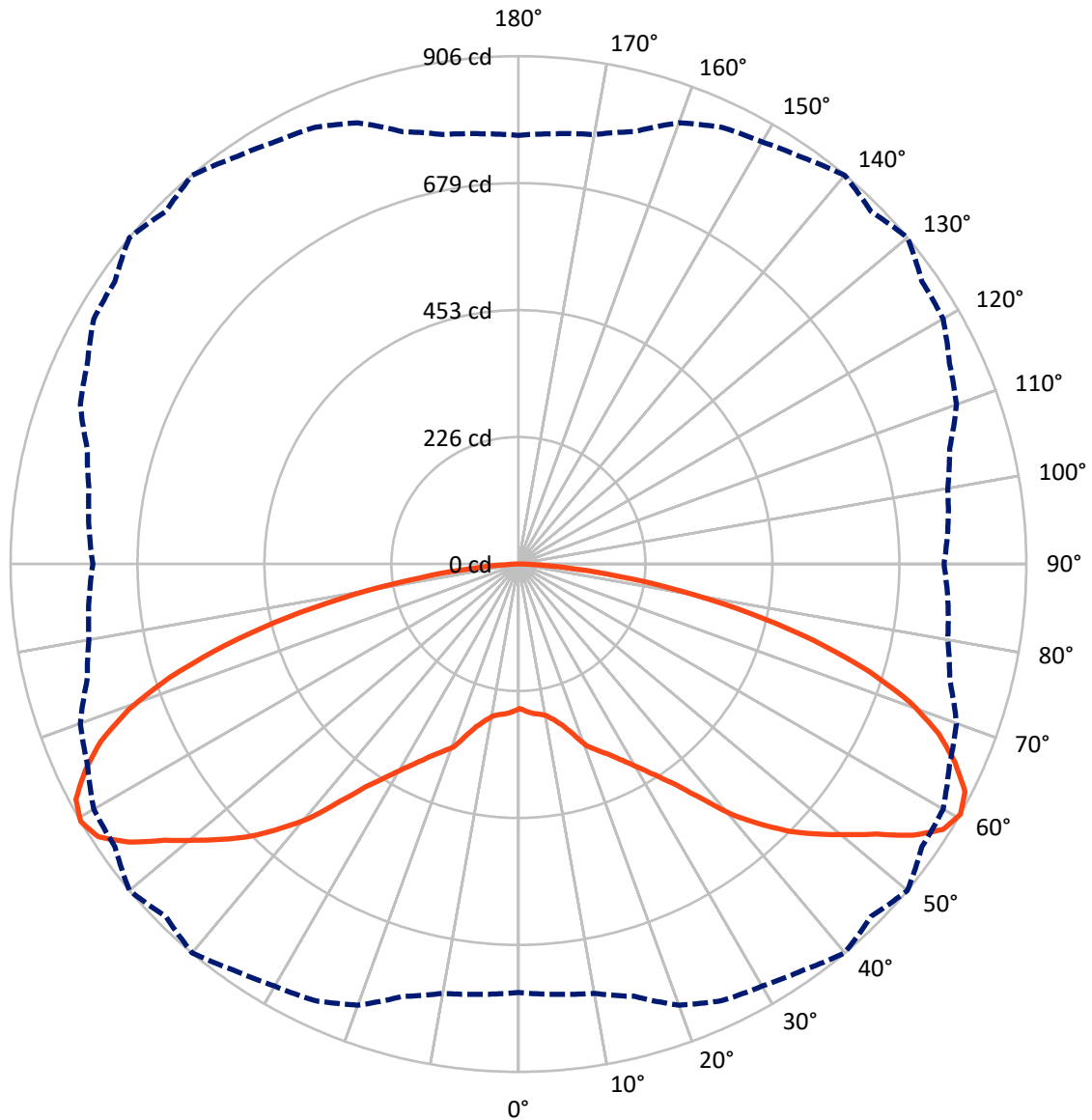


Based on 10 foot mounting height. Maximum calculated value = 2.9 fc  
 Type V - Short - Full Cutoff

REPORT NUMBER: P197823

CATALOG NUMBER: TT-C1-LED-E1-WQ-CG-MS/DIM-7050

### Luminous Intensity Polar Plot



— Vertical Plane Through 50-Deg Lateral      - - - Horizontal Cone Through 60-Deg Vertical

REPORT NUMBER: P197823

CATALOG NUMBER: TT-C1-LED-E1-WQ-CG-MS/DIM-7050

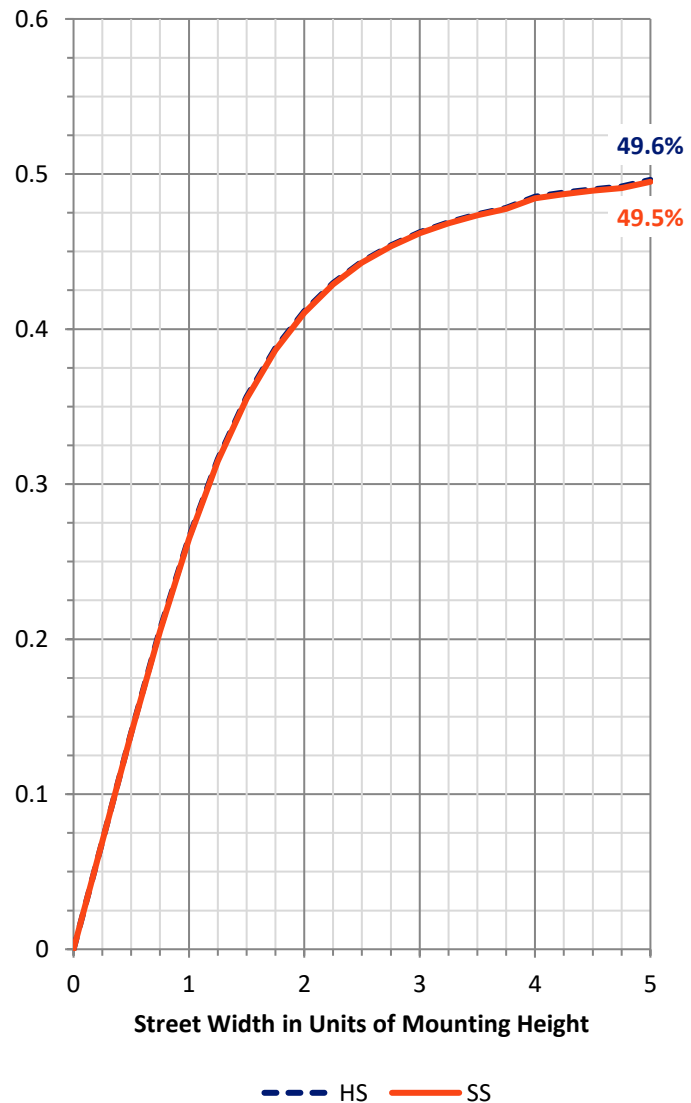
**FLUX DISTRIBUTION:**

		Downward	Upward	Total
<b>House Side</b>	Lumens	1605.4	0.0	1605.4
	% Fixture	50.0	0.0	50.0
<b>Street Side</b>	Lumens	1605.4	0.0	1605.4
	% Fixture	50.0	0.0	50.0
<b>Total</b>	Lumens	3210.7	0.0	3210.7
	% Fixture	100.0	0.0	100.0

**Coefficient of Utilization**

**ZONAL LUMENS:**

Zone	Lumens	% Fixture
0°-10°	25.7	0.8
10°-20°	86.6	2.7
20°-30°	174.9	5.4
30°-40°	302.3	9.4
40°-50°	502.0	15.6
50°-60°	713.5	22.2
60°-70°	779.3	24.3
70°-80°	517.7	16.1
80°-90°	108.7	3.4
90°-100°	0.0	0.0
100°-110°	0.0	0.0
110°-120°	0.0	0.0
120°-130°	0.0	0.0
130°-140°	0.0	0.0
140°-150°	0.0	0.0
150°-160°	0.0	0.0
160°-170°	0.0	0.0
170°-180°	0.0	0.0
0°-90°	3210.7	100.0
0°-180°	3210.7	100.0



REPORT NUMBER: P197823

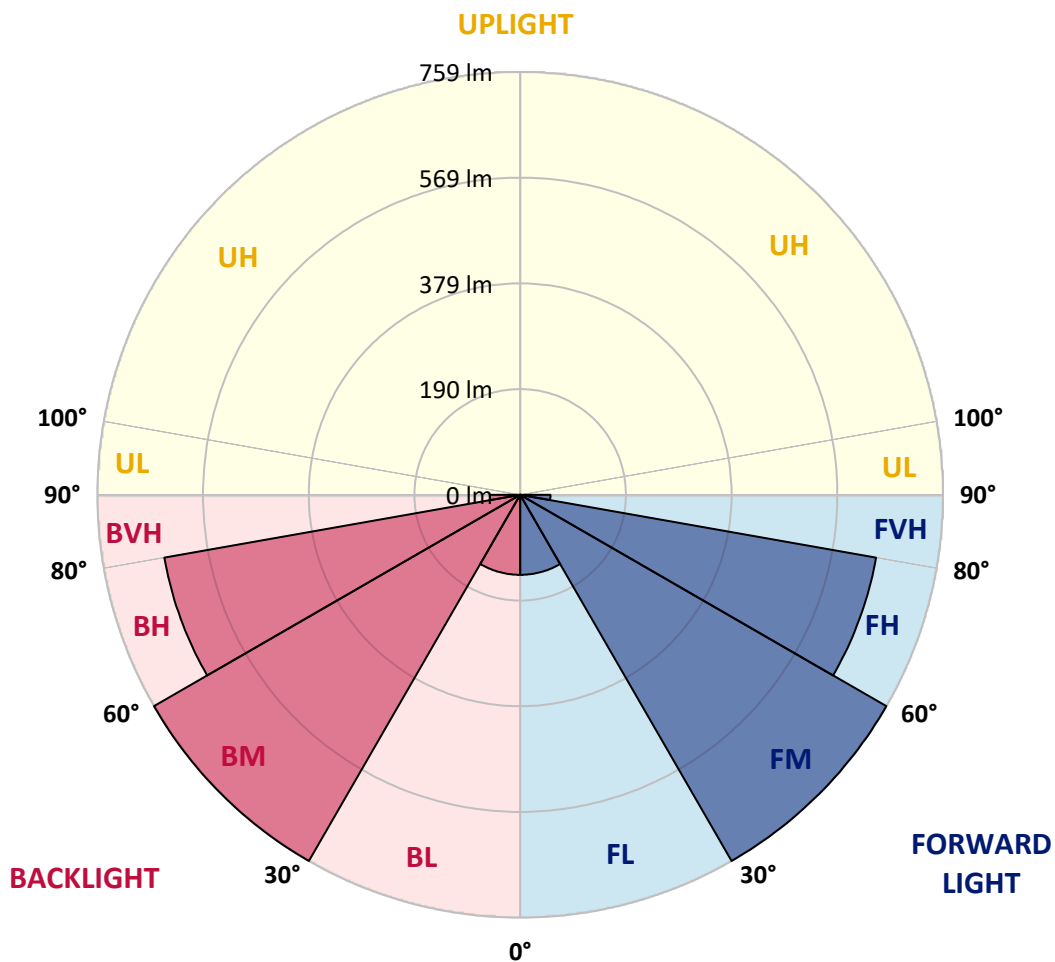
CATALOG NUMBER: TT-C1-LED-E1-WQ-CG-MS/DIM-7050

**LUMINAIRE CLASSIFICATION SYSTEM LUMEN TABLE AND BUG RATING:**

Zone		Lumens	% Fixture	Zone Rating/Lumen Limit		
				B	U	G
FL	(0°-30°)	143.6	4.5			
FM	(30°-60°)	758.9	23.6			
FH	(60°-80°)	648.5	20.2			G0/660
FVH	(80°-90°)	54.3	1.7			G1/100
BL	(0°-30°)	143.6	4.5	B1/500		
BM	(30°-60°)	758.9	23.6	B1/1000		
BH	(60°-80°)	648.5	20.2	B2/1000		G0/660
BVH	(80°-90°)	54.3	1.7			G1/100
UL	(90°-100°)	0.0	0.0		U0/0	
UH	(100°-180°)	0.0	0.0		U0/0	

**BUG Rating: B2-U0-G1**

Type V Short



REPORT NUMBER: P197823

CATALOG NUMBER: TT-C1-LED-E1-WQ-CG-MS/DIM-7050

**CANDELA DISTRIBUTION (FULL):**

	0°	5°	10°	15°	20°	25°	30°	35°	40°	45°	50°
0°	257.6	257.6	257.6	257.6	257.6	257.6	257.6	257.6	257.6	257.6	257.6
2.5°	262.9	262.9	262.9	262.9	262.9	262.9	262.9	262.9	262.3	262.9	262.9
5°	265.6	265.6	265.6	266.2	266.2	266.2	266.9	266.9	266.9	267.6	267.6
7.5°	267.6	267.6	267.6	267.6	268.2	268.2	268.2	268.9	268.9	269.6	270.2
10°	276.2	276.2	276.2	276.2	276.2	275.5	275.5	275.5	274.9	274.9	274.9
12.5°	286.8	287.5	288.2	288.2	288.2	288.2	286.8	285.5	285.5	285.5	285.5
15°	296.8	297.4	298.1	299.4	300.1	300.8	300.8	300.8	300.8	300.8	299.4
17.5°	312.7	313.4	313.4	314.0	314.7	314.7	315.4	317.4	320.0	321.4	320.0
20°	337.3	338.6	339.3	339.3	339.9	339.3	340.6	341.9	343.9	345.3	345.9
22.5°	355.2	356.5	358.5	358.5	358.5	357.9	359.2	359.9	359.2	359.2	360.5
25°	369.2	370.5	371.8	372.5	373.8	376.5	379.1	379.1	377.1	376.5	376.5
27.5°	387.1	389.1	389.1	389.7	391.1	393.1	395.7	397.7	399.0	397.7	397.0
30°	410.3	411.6	412.3	411.6	414.3	415.0	415.6	417.0	420.9	423.6	420.3
32.5°	428.2	430.2	432.2	434.9	440.9	443.5	442.9	444.2	445.5	448.2	448.8
35°	455.5	458.8	459.5	461.4	468.7	472.7	478.7	482.0	481.4	478.0	482.7
37.5°	496.6	500.6	501.3	504.6	511.9	515.2	521.9	530.5	532.5	527.8	530.5
40°	539.8	545.1	549.7	557.1	569.0	573.0	581.0	585.6	592.2	592.9	588.3
42.5°	576.3	582.3	582.3	594.9	608.2	619.5	629.4	630.1	634.7	641.4	634.7
45°	615.5	620.1	622.1	632.7	640.7	655.3	669.9	675.2	677.2	678.6	680.5
47.5°	651.3	657.3	659.3	668.6	677.2	690.5	699.8	715.7	719.7	714.4	719.7
50°	673.9	680.5	685.9	705.1	720.4	731.7	739.6	753.6	761.5	757.6	758.2
52.5°	709.1	711.1	716.4	727.0	748.9	779.5	788.8	793.4	804.7	810.7	800.1
55°	756.9	763.5	767.5	780.1	791.4	813.3	848.5	855.8	853.2	871.8	853.8
57.5°	764.9	774.8	787.4	811.3	831.3	843.2	865.1	890.4	889.7	892.3	893.0
60°	764.2	770.2	777.5	798.1	837.2	859.1	869.1	884.4	905.0	889.0	905.6
62.5°	759.6	768.2	776.2	790.8	812.0	843.2	871.1	869.1	897.0	884.4	893.7
65°	731.7	739.6	754.2	773.5	799.4	814.0	841.9	859.8	855.8	873.1	855.8
67.5°	683.2	690.5	702.5	725.0	752.3	773.5	783.5	813.3	810.0	829.3	808.7
70°	616.8	626.1	640.0	656.0	682.5	705.1	716.4	735.7	744.9	743.6	742.3
72.5°	537.1	545.1	556.4	573.7	596.2	618.1	626.8	641.4	656.6	652.0	653.3
75°	448.2	454.8	463.4	474.1	495.3	512.6	522.5	535.8	547.8	544.4	543.1
77.5°	345.3	353.2	362.5	372.5	381.1	397.0	404.3	413.6	423.6	421.6	422.3
80°	241.7	248.3	254.3	264.9	271.6	276.9	284.8	288.8	296.1	294.8	296.8
82.5°	147.4	152.0	156.0	161.3	167.3	166.0	166.7	171.3	177.3	174.0	179.3
85°	72.4	71.7	75.7	77.0	81.0	80.3	79.7	82.3	85.6	83.7	83.7
87.5°	18.6	18.6	18.6	19.3	21.2	23.2	21.2	22.6	23.9	24.6	23.9
90°	0.0	0.0	0.0	0.0	0.0	0.0	0.0	0.0	0.0	0.0	0.0



REPORT NUMBER: P197823

CATALOG NUMBER: TT-C1-LED-E1-WQ-CG-MS/DIM-7050

**CANDELA DISTRIBUTION (continued):**

	55°	60°	65°	70°	75°	80°	85°	90°
0°	257.6	257.6	257.6	257.6	257.6	257.6	257.6	257.6
2.5°	262.3	262.9	262.3	262.9	262.9	262.9	262.9	262.3
5°	267.6	266.9	266.9	266.9	266.2	265.6	265.6	265.6
7.5°	270.2	270.2	269.6	268.9	268.2	268.2	269.6	268.9
10°	276.2	276.9	277.5	278.2	277.5	276.9	276.9	276.2
12.5°	285.5	286.2	287.5	288.8	288.8	288.2	286.8	286.2
15°	298.8	298.1	298.8	300.1	300.1	298.1	296.1	295.5
17.5°	317.4	315.4	314.0	314.0	315.4	313.4	311.4	312.1
20°	343.3	339.9	339.3	337.3	339.3	339.3	336.0	336.0
22.5°	361.9	359.2	356.5	354.5	357.2	358.5	355.2	352.6
25°	379.1	378.4	374.5	372.5	372.5	373.1	368.5	369.2
27.5°	396.4	396.4	393.7	390.4	389.1	391.1	387.1	385.8
30°	417.0	415.0	417.0	412.3	409.0	411.0	411.0	408.3
32.5°	443.5	440.9	442.9	437.5	432.9	432.2	428.9	424.9
35°	481.4	474.7	471.4	468.7	459.5	458.8	458.1	454.8
37.5°	529.2	520.5	513.2	513.9	500.6	497.3	497.3	492.6
40°	586.3	581.0	570.3	566.3	553.1	544.4	543.8	535.1
42.5°	626.1	628.1	614.2	604.9	594.2	581.0	581.6	572.3
45°	669.9	665.9	653.3	638.1	633.4	618.8	619.5	610.2
47.5°	711.8	697.1	690.5	673.9	666.6	650.0	652.0	645.4
50°	752.9	737.0	729.7	711.8	699.8	682.5	680.5	666.6
52.5°	796.7	781.5	771.5	745.6	729.7	716.4	711.1	704.4
55°	853.8	838.6	814.0	788.8	776.8	756.2	754.2	745.6
57.5°	879.1	867.1	841.2	824.6	800.7	779.5	771.5	754.9
60°	878.4	874.4	847.9	831.3	796.1	777.5	768.9	758.9
62.5°	871.1	866.5	835.2	816.7	784.8	768.9	762.2	749.6
65°	856.5	840.6	812.7	797.4	762.9	748.9	734.3	723.0
67.5°	815.3	782.1	769.5	750.3	716.4	701.8	687.8	676.6
70°	738.3	713.7	702.5	678.6	649.3	640.0	622.8	610.2
72.5°	640.0	626.8	614.8	588.9	568.3	559.0	541.8	531.2
75°	531.2	523.2	506.6	487.3	468.7	465.4	446.8	442.9
77.5°	412.3	405.0	391.7	377.8	369.2	362.5	345.9	344.6
80°	288.8	284.2	273.5	267.6	261.6	255.6	244.3	243.0
82.5°	170.6	167.3	168.0	162.0	158.7	157.4	148.7	149.4
85°	82.3	79.7	79.7	79.7	76.4	75.7	70.4	71.0
87.5°	23.9	21.2	21.2	21.2	19.9	19.9	17.3	17.9
90°	0.0	0.0	0.0	0.0	0.0	0.0	0.0	0.0

(END OF REPORT)